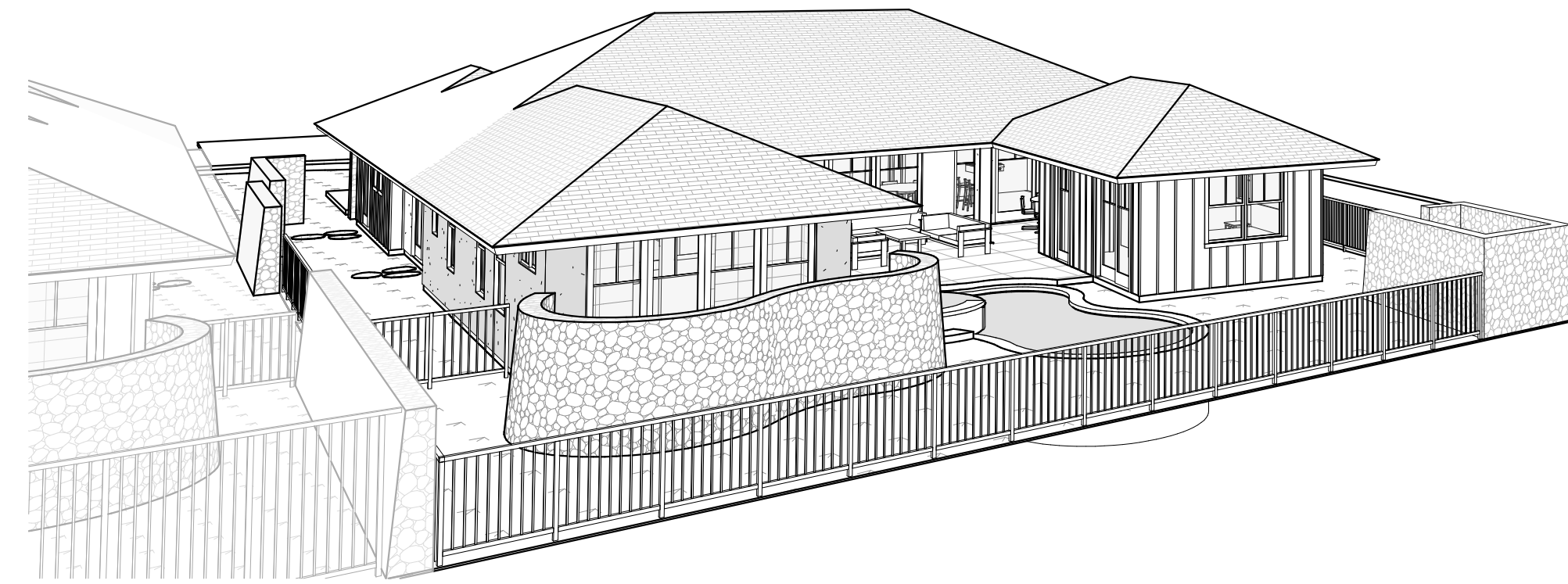


Single Family Residence - Lot 23 Nohea - Phase 1



Design Team

Owner
 Nohea at Mauna Lani, LLC
 16130 Ventura Blvd. Ste. 510
 Encino, CA 91436 2538
 Ph: (805) 494-7704
 Fax: (805) 494-1226

Architect
 Craig Monaghan
 4522 Lower Drive
 Lake Oswego, OR 97035
 Ph: (503) 522-9000
 E-mail: monaghan.craig@gmail.com

Mechanical & Plumbing Engineer
 Eli Waltz
 Engineering Partners
 455 E. Lanikaula St.
 Hilo, HI 96720
 Ph: (808) 933-7900
 Fax: (808) 933-3533
 E-mail: eli.waltz@epinc.pro

Drawing Index

- ARCHITECTURAL**
- A1.0 COVER SHEET
 - A1.3 SITE PLAN
 - A2.1 FLOOR PLAN
 - A2.2 ENLARGED PLANS
 - A2.3 ENLARGED PLANS
 - A2.4 REFLECTED CEILING PLAN
 - A2.5 ROOF PLAN
 - A2.6 CLERESTORY PLAN
 - A3.0 EXTERIOR ELEVATIONS
 - A3.1 EXTERIOR ELEVATIONS
 - A4.0 BUILDING SECTIONS
 - A4.1 BUILDING SECTIONS
 - A5.0 WALL SECTIONS
 - A5.1 WALL SECTIONS
 - A6.0 DETAILS
 - A6.1 DOOR SCHEDULE, DOOR TYPES, DOOR DETAILS
 - A6.2 WINDOW SCHEDULE, WINDOW TYPES, WINDOW DETAILS
 - A8.0 PERSPECTIVE VIEWS
 - A8.1 PERSPECTIVE VIEWS
 - A8.2 INTERIOR PERSPECTIVE VIEWS
 - A8.3 3D AXON

Landscaping

Mark Mahaney
 Mahaney Environmental Design
 67-1275 Laikealoha St.
 Kamuela, HI 96743
 Ph: Office - (808) 895-0826
 E-mail: mahaney08@yahoo.com

Pool / Spa
 KoloheDesign, LLC
 Water Feature Design & Consultation
 P.O. Box 1174
 Rowlett, Texas 75030-1174
 Ph: Cell - (808) 620-0806
 E-mail: linkolohedesign@yahoo.com

Electrical Engineer

Eli Waltz
 Engineering Partners
 455 E. Lanikaula St.
 Hilo, HI 96720
 Ph: (808) 933-7900
 Fax: (808) 933-3533
 E-mail: eli.waltz@epinc.pro

Structural Engineer
 Chris Wilson
 GFDS Engineers
 65-1291 Kawaihale Road, Suite 102B
 Kamuela, HI 96743
 Ph: Office - (808) 887-6250
 E-mail: cwilson@gfdseng.com

Civil Engineer

Yen Wen Fang
 Engineering Partners
 455 E. Lanikaula St.
 Hilo, HI 96720
 Ph: (808) 933-7900
 Fax: (808) 933-3533
 E-mail: yenwen.fang@epinc.pro

Surveyor

Tom Pattison
 Pattison Land Surveying, Inc.
 68-1125 North Kaniku Drive Unit 906
 Kamuela, HI 96743
 Ph: (808) 327-9439

HAWAII COUNTY ENERGY CODE

2018 IECC, HAWAII REVISED STATUTES HRS 107-24 TO 28 & HAWAII ADMINISTRATIVE RULES HAR 3-181.1

RESIDENTIAL BUILDING ENERGY EFFICIENCY STANDARDS

I CERTIFY THAT THE DESIGN IS IN CONFORMANCE WITH THE BUILDING ENERGY EFFICIENCY STANDARDS PERTAINING TO THE RESIDENTIAL PROVISIONS OF THE 2018 IECC WITH AMENDMENTS PER HAR CHAPTER 3-181.1:

STATE AMENDMENTS: EFFECTIVE FOR NEW APPLICATIONS BEGINNING 09/01/2021
 COUNTY AMENDMENTS: PENDING

COMPLIANCE METHOD

Tropical Zone, R401.2.1
 Points Option, R407 (Populate Checklist)
 Prescriptive, R402

Roof and Wall

Insulation R-value, Table R402.1.2
 Construction U-factor, Table R402.1.4
 Total UA, R402.1.5
 Points Option, R407 (Populate Checklist)

Simulated Performance Alternative, R405
 Energy Rating Index Compliance Alternative, R406

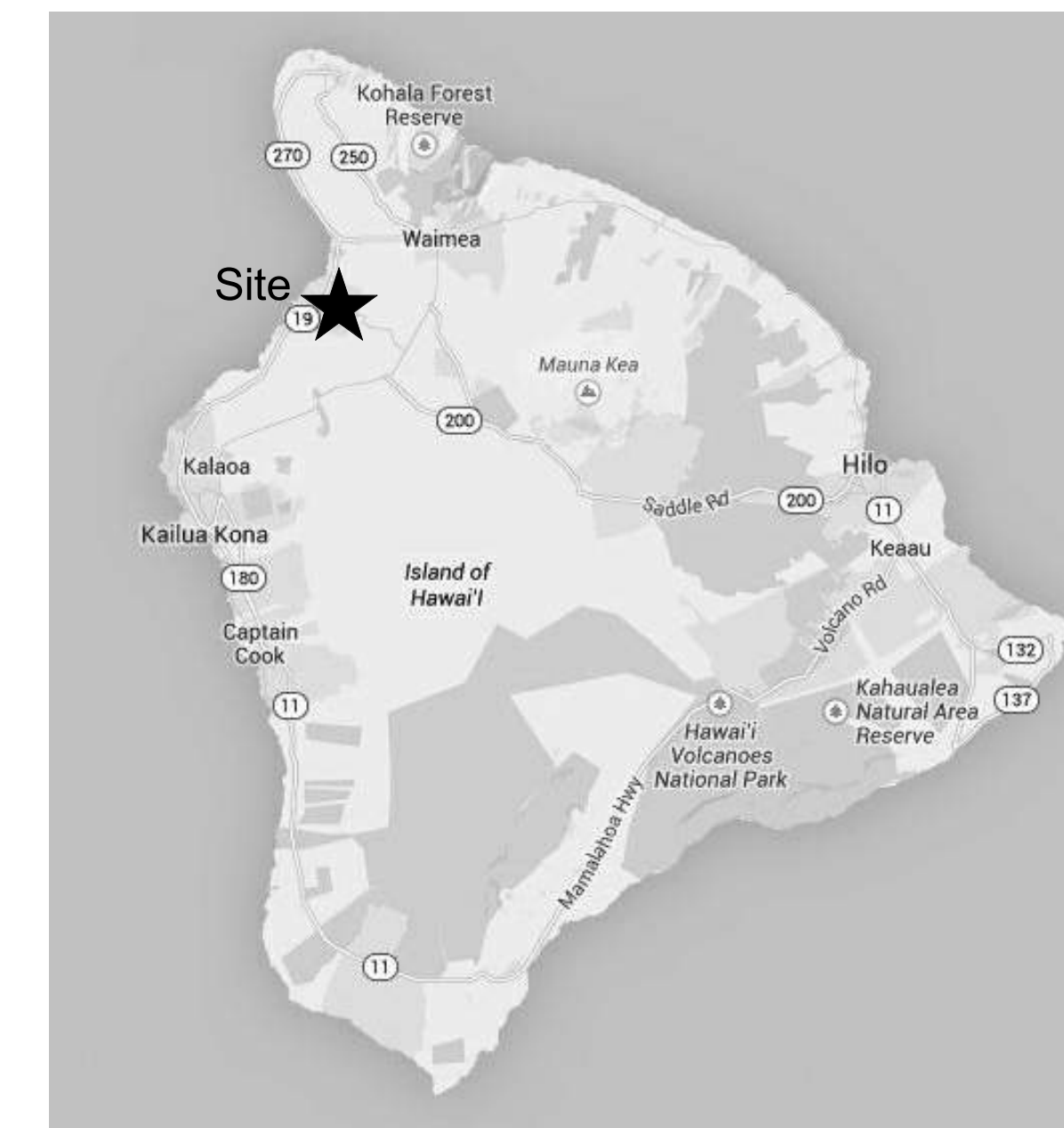
INFORMATION IN CONSTRUCTION DOCUMENTS	Yes	N/A
Envelope		
Roof insulation R-value	<input checked="" type="checkbox"/>	<input type="checkbox"/>
Roof insulation type and location	<input checked="" type="checkbox"/>	<input type="checkbox"/>
Roof membrane solar reflectance and thermal emittance	<input type="checkbox"/>	<input checked="" type="checkbox"/>
Wall insulation R-value	<input checked="" type="checkbox"/>	<input type="checkbox"/>
Wall insulation type and location	<input checked="" type="checkbox"/>	<input type="checkbox"/>
Window and skylight SHGC	<input checked="" type="checkbox"/>	<input type="checkbox"/>
Air leakage testing requirement	<input type="checkbox"/>	<input checked="" type="checkbox"/>
Air Conditioning		
Air conditioning equipment capacity and efficiency	<input type="checkbox"/>	<input checked="" type="checkbox"/>
Programmable thermostat	<input type="checkbox"/>	<input checked="" type="checkbox"/>
Duct insulation R-value	<input type="checkbox"/>	<input checked="" type="checkbox"/>
Duct leakage testing requirement	<input type="checkbox"/>	<input checked="" type="checkbox"/>
Electrical		
Lighting fixture locations	<input type="checkbox"/>	<input checked="" type="checkbox"/>
Lamp type	<input type="checkbox"/>	<input checked="" type="checkbox"/>
Ceiling fans	<input type="checkbox"/>	<input checked="" type="checkbox"/>
Whole-house fan	<input type="checkbox"/>	<input checked="" type="checkbox"/>

NOTES

REFER MEP PLANS FOR A/C & ELECTRICAL

SIGNATURE: *Craig Monaghan*
 DATE: 7/11/22
 NAME: CRAIG MONAGHAN
 TITLE: ARCHITECT
 LICENSE NO.: AR6976

Area Map



Vicinity Map



JURISDICTION: HAWAII COUNTY, HAWAII
 CODE: 2018 IBC WITH AMENDMENTS, 2018 IECC
 OCCUPANCY: R-3
 CONSTRUCTION TYPE: V-B
 SEISMIC ZONE: CATEGORY 'E'
 WIND LOADS: BASIC WIND SPEED 105 MPH
 EXPOSURE 'C'
 EFFECTIVE WIND SPEED 100 MPH

ZONE: 4
 FIRE SPRINKLERS: NONE
 ENERGY CODE COMPLIANCE FACTORS: WALLS R-19, CEILINGS R-30, FENESTRATION U .4

GROSS AREA TOTALS	
NAME	AREA
CONDITIONED AREA	2,084 SF
CONDITIONED AREA	277 SF
COVERED LANAI	116 SF
COVERED LANAI	432 SF
GARAGE	443 SF
TOTAL:	3,353 SF

Abbreviations

AB: Anchor Bolt	BLKG: Blocking	DIA: Diameter	GL: Glass	JST: Joist	MM: Millimeter	RR: Railroad	PLYWD: Plywood	T&G: Tongue & Groove
ABV: Above	BM: Beam	DN: Down	GND: Ground	JT: Joint	MT: Mount	S: South	PSI: Pounds Per Square Inch	TAN: Tangent
AC: Air Conditioning	BMT: Basement	DTL: Detail	GPM: Gallons Per Minute	KIT: Kitchen	MTD: Mounted	SAN: Sanitary	PVC: Polyvinyl Chloride	TB: Towel Bar
ACC: Access	BW: Both Ways	DWG: Drawing	GYP, BD: Gypsum Board	KW: Kilo watt	MULL: Mullion	SCH: Schedule	PWR: Power	TD: Trench Drain
ACoust: Acoustical	CAB: Cabinet	DS: Downspout	HB: Hose Bib	LAT: Lateral	NIC: Not in Contract	SEL: Select	Qual: Quality	TEL: Telephone
ACT: Acoustical Tile	CIP: Cast in Place	EA: Each	HORIZ: Horizontal	LAV: Lavatory	NO: Number	SF: Square Foot	QTY: Quantity	THK: Thick
ADDL: Additional	CL: Center Line	EJ: Expansion Joint	HWY: Highway	LTG: Lighting	NTS: Not To Scale	SIM: Similar	RD: Roof Drain	UON: Unless Otherwise Noted
AFF: Above Finished Floor	CLG: Ceiling	ELEC: Electrical	HYD: Hydraulic	MAINT: Maintenance	OC: On Center	SPEC: Specification	REBAR: Reinforcing Bar	UT: Utility
ALUM: Aluminum	CLR: Clear	EQ: Equipment	ID: Inside Diameter	MAX: Maximum	OD: Outside Diameter	SS: Stainless Steel	REF: Refrigerator	V: Volt
APPROX: Approximate	COL: Column	EQUIP: Equipment	IN: Inch	MET: Metal	OH: Overhead	STD: Standard	REINF: Reinforcement	VT: Vinyl Tile
AVG: Average	CMC: Concrete	EW: Each Way	INFO: Information	MEZZ: Mezzanine	OHD: Overhead Door	STL: Steel	REQ: Require	W/O: Without
BDRM: Bedroom	CPT: Carpet	EXIST: Existing	INSUL: Insulation	MFG: Manufacturer	OPNG: Opening	STOR: Storage	RH: Right Hand	WD: Wood
BEL: Below	DBL: Double	FD: Floor Drain	INT: Interior	MH: Manhole	OPP: Opposite	STRUCT: Structural	RM: Room	WDW: Window
BET: Between	DEMO: Demolition	FIN: Finished	J-BOX: Junction Box	MIN: Minimum	OR: Outside Radius	SUR: Surface	RO: Rough Opening	WF: Wide Flange
BLK: Block	DIAG: Diagonal	FIN: Finished	JAN: Janitor	MISC: Miscellaneous	P. LAM: Plastic Laminate	SYS: System	ROW: Right of Way	WH: Water Heater
		FIXT: Fixture						



THIS WORK WAS PREPARED BY ME OR UNDER MY SUPERVISION. CONSTRUCTION OF THIS PROJECT WILL BE UNDER MY OBSERVATION.

SIGNATURE
 EXPIRATION 4/30/24

GENERAL CONTRACTOR:

REVISIONS NO.	DESCRIPTION	DATE
1	ISSUE FOR PERMIT	11/12/22

**SINGLE FAMILY RESIDENCE
 LOT 23 NOHEA, PHASE 1**
 TMK: 3-6-8-043:023
 NOHEA AT MAUNA LANI, LLC
 16130 VENTURA BLVD, STE 510
 ENCINO, CA 91436 2538
 PH: 805-494-7704 FAX: 805-494-1226

CRAIG MONAGHAN, ARCHITECT
 4522 LOWER DR. LAKE OSWEGO, OR 97035
 PH: 503-522-9000
 monaghan.craig@gmail.com

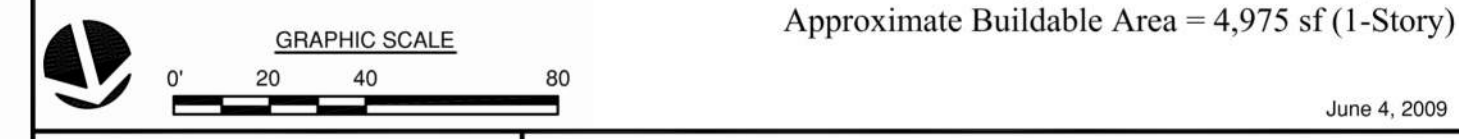
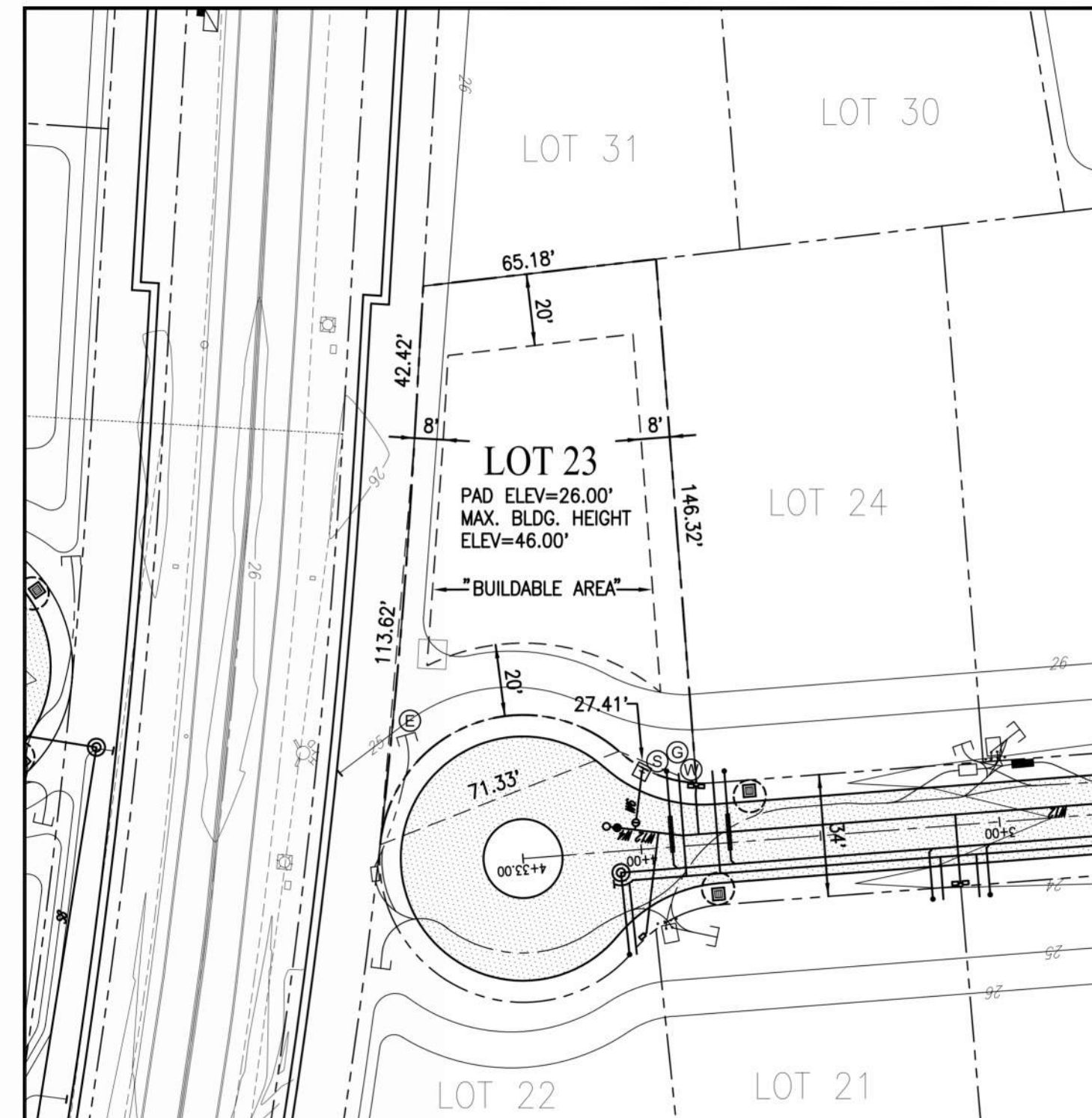
DATE 9/21/23

SCALE

SHEET COVER SHEET

SHEET

A1.0



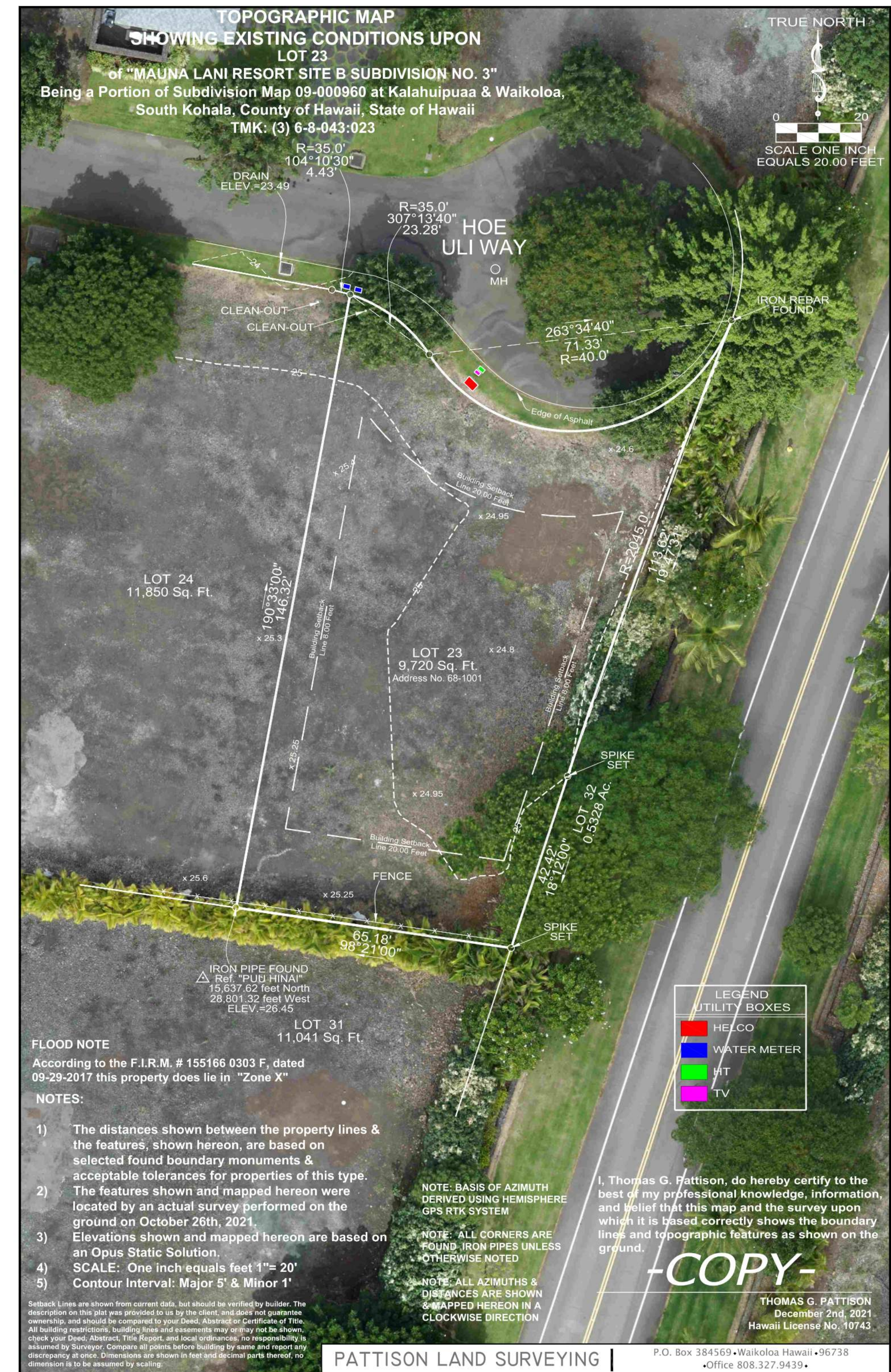
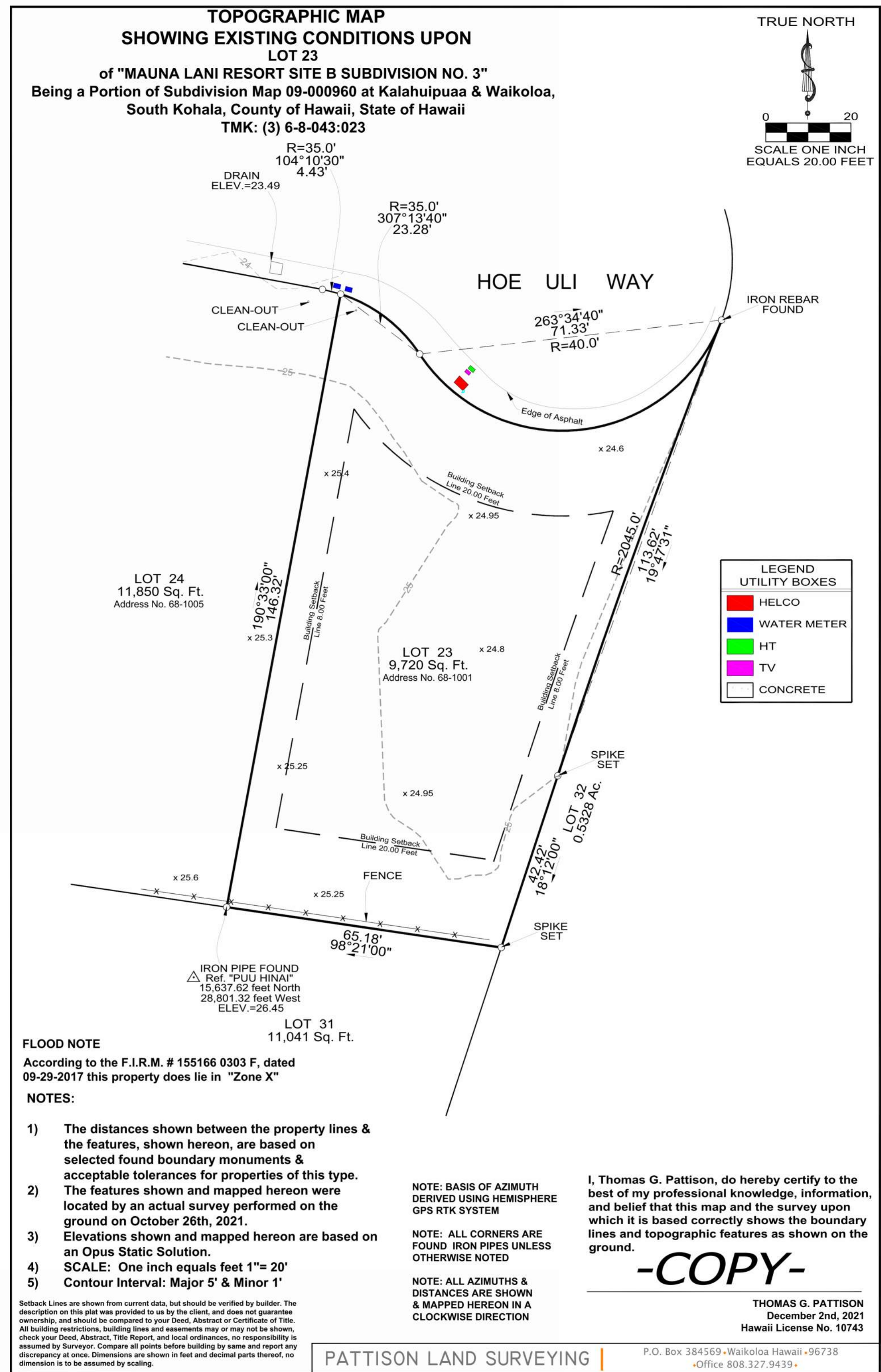
Legend	
--- Property Line	⊞ Easement (Approx. Location)
- - - Building Setback Line	⊞ Fire Hydrant
Typical Setbacks: 20' Front Yard 20' Rear Yard 8' Side Yard	⊞ Water Connection
--- Existing Contours	⊞ Sewer Connection
- - - Finish Contours	⊞ Electrical, Telephone, and CATV Connections
⊞ Transformer, Utility Box	⊞ Gas Connection
⊞ Drain Inlet	⊞ Street Light
	⊞ Street Sign

PHASE I
LOT 23
PLOT PLAN

NOHEA at
Mauna Lani

Notes:

- This plot plan is for informational purposes only and does not constitute any commitment, representation, or warranty with respect to the foregoing items, and is not intended to represent the as-built conditions.
- The lot owner shall be responsible for verifying all topography, soil conditions, drainage, fill conditions, street furniture, and utilities, including sewer and water locations, in the field.
- The developer does hereby disclaim, and lot buyer hereby acknowledges, that no representation, expressed or implied, has been made with respect to existing or future view planes.



GENERAL CONTRACTOR:

REVISIONS NO.	DESCRIPTION	DATE
1	ISSUE FOR PERMIT	11/21/22
2		11/21/22

SINGLE FAMILY RESIDENCE
LOT 23 NOHEA, PHASE 1
TMK: 3-6-8-043:023
NOHEA AT MAUNA LANI, LLC
101 HODENCAMP RD, SUITE 200
THOUSAND OAKS, CA 91360
PH: 805-494-7704 FAX: 805-494-1226

CRAIG MONAGHAN, ARCHITECT
4522 LOWER DR. LAKE OSWEGO, OR 97035
PH: 503-522-9000
monaghan.craig@gmail.com

DATE 9/21/23

SCALE

SHEET

SURVEY

SHEET

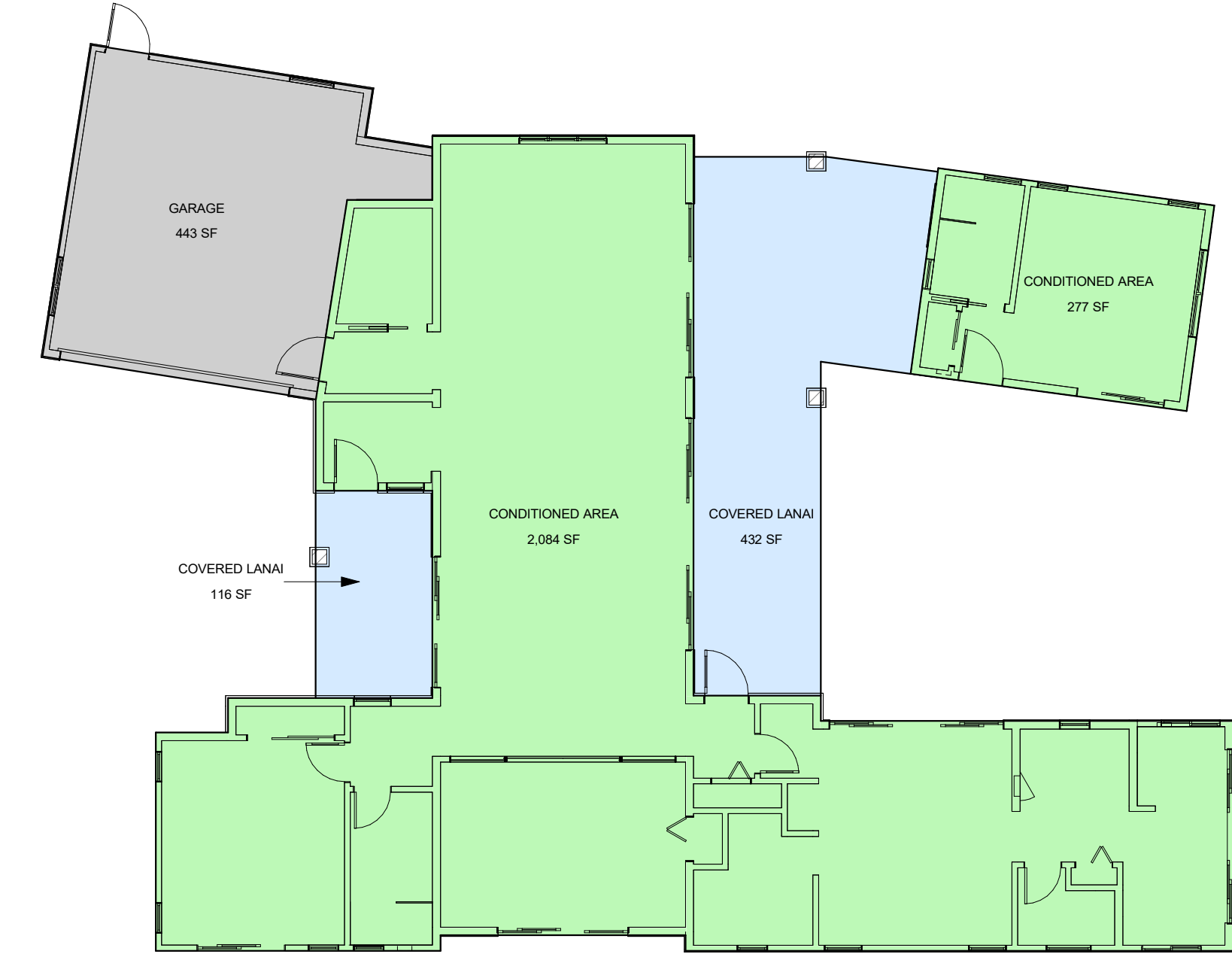
A1.1

KEYNOTES	
NO.	NOTE
1	GAS METER.
2	ELEC. HEAT PUMP WATER HEATER
3	6'-0" HIGH FROM FINISH GRADE A/A LAVA ROCK WALL SCREENS SHOWER GARDEN.
4	3" BRONZE DRAIN BODY, TIE TO STORM.
5	6" DIAMETER RAIN HEAD W/ COPPER PIPE, TOP AT 6'-0" MAX IN REAR SETBACK.
6	STEPPING STONES.
7	ELECTRICAL GEAR, MOUNT AT 6'-0" MAX ABOVE FINISH GRADE.
8	CONDENSER.
9	6'-0" HIGH FROM FINISH GRADE A/A LAVA ROCK WALL SCREENS TRASH AND RECYCLE AREA.
10	EDGE OF ASPHALT.
11	WATER METER.
12	CLEAN OUT.
13	HELCO.
14	TV.
15	HT HAWAII TELECOM
16	6'-0" HIGH FROM FINISH GRADE A/A LAVA ROCK WALL SCREENS POOL EQUIP. CORRAL.
17	6'-0" HIGH FROM FINISH GRADE A/A LAVA ROCK WALL SCREENS FRONT OF RESIDENCE.
18	4' HIGH SQUARE TUBE W/ SQUARE PICKETS @ 4" O.C. BAKED ENAMEL FENCE AND SELF CLOSING, SELF LATCHING GATE BY MAJESTIC FENCE COMPANY SCREENS POOL AREA.
19	6" DIAMETER RAIN HEAD W/ COPPER PIPE.
20	EXISTING CRM WALL.
21	18" WIDE CONC. APRON.

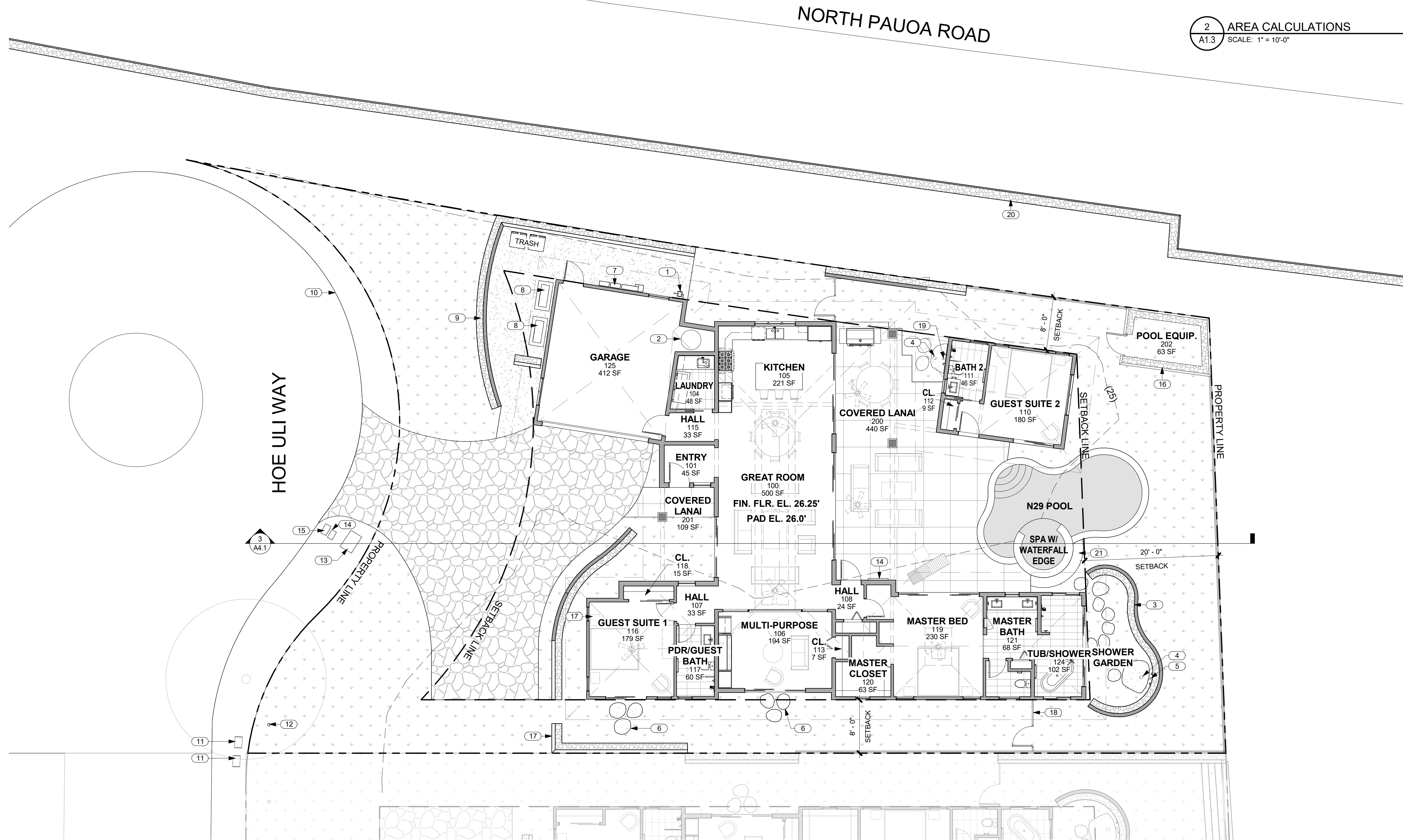
GROSS AREAS CALCULATED	
CONDITIONED AREA	2,084 SF
COVERED LANAI	432 SF
GARAGE	443 SF

GROSS AREA TOTALS	
NAME	AREA
CONDITIONED AREA	2,084 SF
COVERED LANAI	432 SF
GARAGE	443 SF
TOTAL:	3,353 SF

ROOM AREAS CALCULATED TO INTERIOR F.O. FINISH		
NO.	NAME	AREA
100	GREAT ROOM	500 SF
101	ENTRY	45 SF
104	LAUNDRY	48 SF
105	KITCHEN	221 SF
106	MULTI-PURPOSE	194 SF
107	HALL	33 SF
108	HALL	24 SF
110	GUEST SUITE 2	180 SF
111	BATH 2	46 SF
112	CL.	9 SF
113	CL.	7 SF
114	UTIL.	10 SF
115	HALL	33 SF
116	GUEST SUITE 1	179 SF
117	PDR/GUEST BATH	60 SF
118	CL.	15 SF
119	MASTER BED	230 SF
120	MASTER CLOSET	63 SF
121	MASTER BATH	68 SF
122	W.C.	31 SF
123	LINEN	4 SF
124	TUB/SHOWER	102 SF
125	GARAGE	412 SF
TOTAL:		2,514 SF



2 AREA CALCULATIONS
A1.3 SCALE: 1" = 10'-0"



1 SITE PLAN
A1.3 SCALE: 1/8" = 1'-0" 68-1001 HOE ULI WAY, KAMUELA, HI 96743

COVERAGE CALCULATION
2,361 S.F. ENCLOSED LIVING AREA, 548 S.F. COVERED LANAIS, 443 S.F. GARAGE
SITE AREA: 9,720 S.F.
COVERAGE: (2,361+548+443)/9,720 = 34.48%



THIS WORK WAS PREPARED BY ME OR UNDER MY SUPERVISION. CONSTRUCTION OF THIS PROJECT WILL BE UNDER MY OBSERVATION.

SIGNATURE
EXPIRATION 4/30/24

GENERAL CONTRACTOR:

REVISIONS	DESCRIPTION	DATE
NO.	NO.	NO.
1	ISSUE FOR PERMIT	11/21/22

SINGLE FAMILY RESIDENCE
LOT 23 NOHEA, PHASE 1
TMK: 3-6-8-043:023
NOHEA AT MAUNA LANI, LLC
16130 VENTURA BLVD. STE 510
ENCINO, CA 91436 2538
PH: 805-494-7704 FAX: 805-494-1226

CRAIG MONAGHAN, ARCHITECT
4522 LOWER DR. LAKE OSWEGO, OR 97035
PH: 503-522-9000
monaghan.craig@gmail.com

DATE 9/21/23

SCALE As indicated

SHEET SITE PLAN

SHEET

A1.3



THIS WORK WAS PREPARED BY ME OR UNDER MY SUPERVISION. CONSTRUCTION OF THIS PROJECT WILL BE UNDER MY OBSERVATION.

SIGNATURE
EXPIRATION 4/30/24

GENERAL CONTRACTOR:

REVISIONS NO.	DESCRIPTION	DATE
1	ISSUE FOR PERMIT	11/14/22
2	PERMIT REV. #1	11/21/22
3		9/19/23

SINGLE FAMILY RESIDENCE
LOT 23 NOHEA, PHASE 1
TMK: 3-6-8-043:023
 NOHEA AT MAUNA LANI, LLC
 16130 VENTURA BLVD. STE 510
 ENCINO, CA 91436 2538
 PH: 805-494-7704 FAX: 805-494-1226

CRAIG MONAGHAN, ARCHITECT
 4522 LOWER DR. LAKE OSWEGO, OR 97035
 PH: 503-522-9000
 monaghan.craig@gmail.com

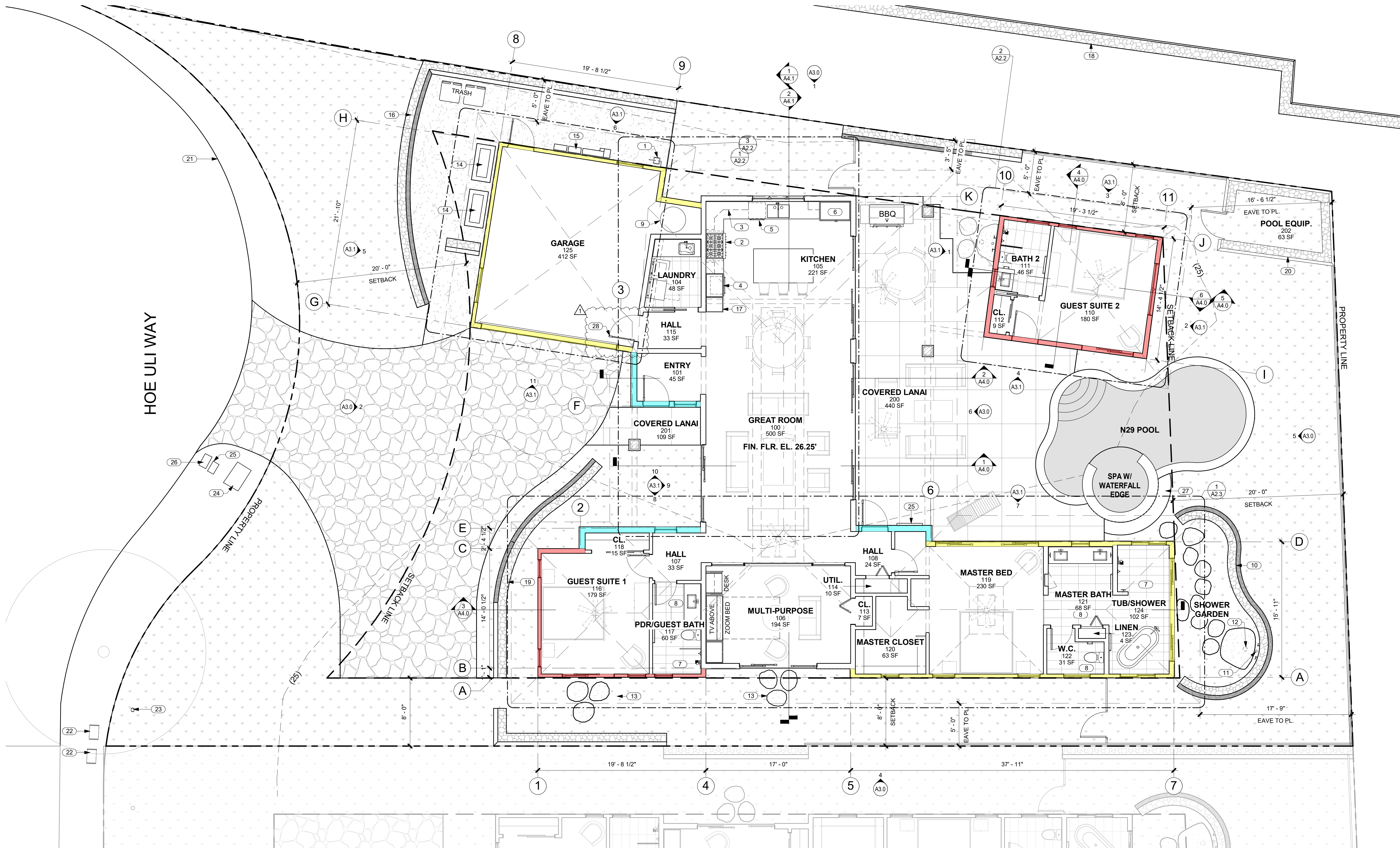
DATE 9/21/23

SCALE As indicated

SHEET FLOOR PLAN

SHEET

A2.1



1 FLOOR PLAN
 A2.1 SCALE: 3/16" = 1'-0"

NO.	NOTE
1	GAS METER.
2	GAS RANGETOP.
3	UPPER CABINETS ABOVE.
4	OVEN AND MICROWAVE.
5	DISHWASHER.
6	REFRIGERATOR.
7	TILE FLOOR AND WALLS.
8	TILE FLOOR AND BASE.
9	ELEG. HEAT PUMP WATER HEATER.
10	6'-0" HIGH FROM FINISH GRADE A/A' LAVA ROCK WALL SCREENS TRASH AND RECYCLE AREA.
11	6" DIAMETER RAIN HEAD W/ COPPER PIPE. TOP AT 6'-0" MAX IN REAR SETBACK.

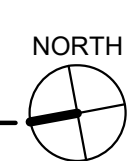
NO.	NOTE
12	6" DIAMETER RAIN HEAD W/ COPPER PIPE.
13	STEPPING STONES.
14	CONDENSER.
15	ELECTRICAL GEAR. MOUNT AT 6'-0" MAX ABOVE FINISH GRADE.
16	6'-0" HIGH FROM FINISH GRADE A/A' LAVA ROCK WALL SCREENS TRASH AND RECYCLE AREA.
17	FULL HEIGHT PANTRY CABINET.
18	EXISTING CRM WALL.
19	6'-0" HIGH FROM FINISH GRADE A/A' LAVA ROCK WALL SCREENS FRONT OF RESIDENCE.
20	6'-0" HIGH FROM FINISH GRADE A/A' LAVA ROCK WALL SCREENS POOL EQUIP. CORRAL.

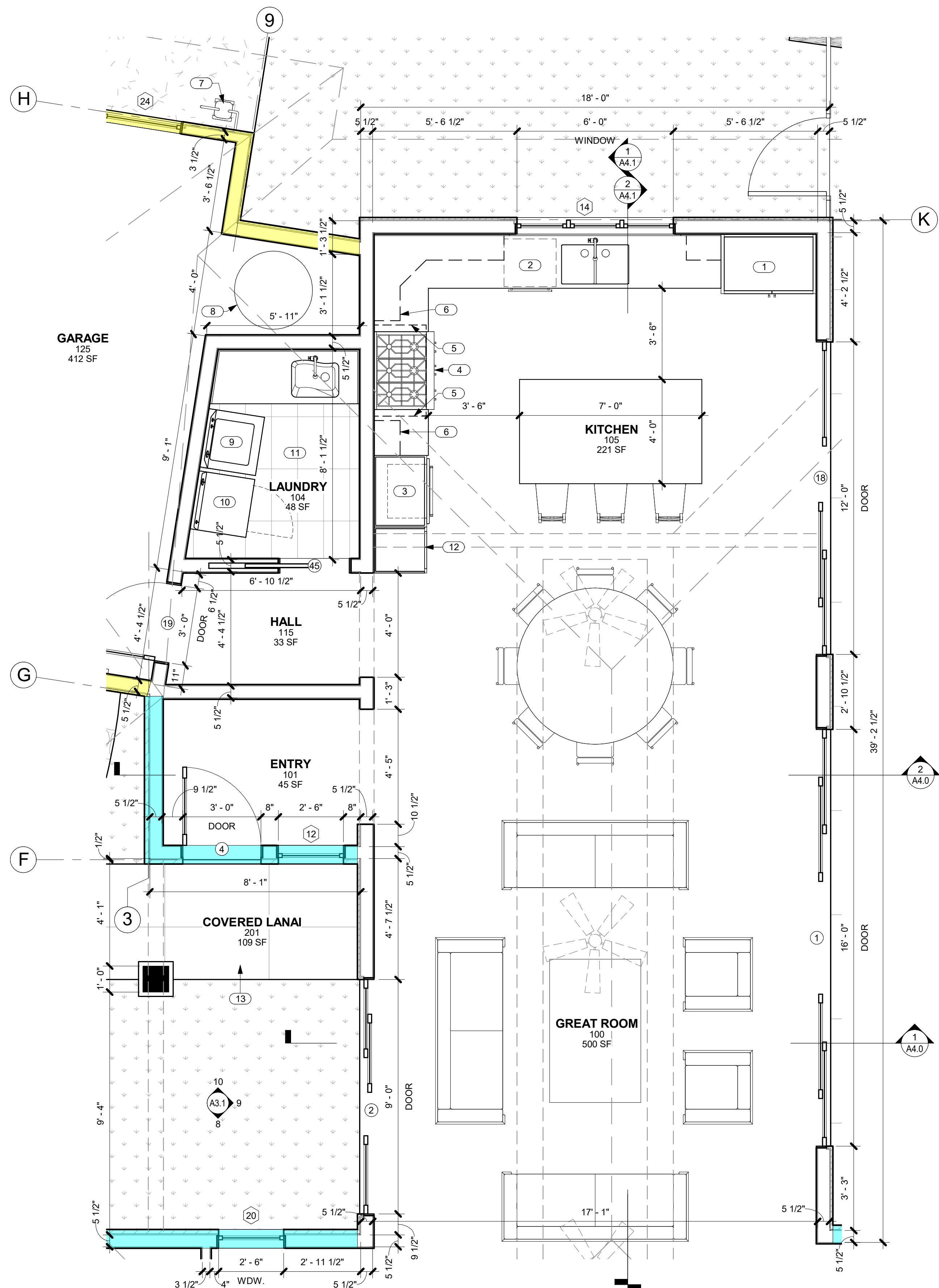
NO.	NOTE
21	EDGE OF ASPHALT.
22	WATER METER.
23	CLEAN OUT.
24	HELCO.
25	TV.
26	HT HAWAII TELECOM.
27	18" WIDE CONC. APRON.
28	GARAGE DOOR BETWEEN DWELLING AND GARAGE TO BE 20 MIN FIRE RATED WITH SELF-CLOSING HARDWARE, PER R302.5.1.

GENERAL NOTES
 1. GRIDLINES REPRESENT F.O. CONC. SLAB AND EXTERIOR F.O. SHEATHING

EXTERIOR WALL MATERIAL LEGEND

[Light Gray Box]	LIGHT STUCCO
[Yellow Box]	DARK STUCCO
[Red Box]	BOARD AND BATTEN SIDING
[Light Blue Box]	FIELDSTONE





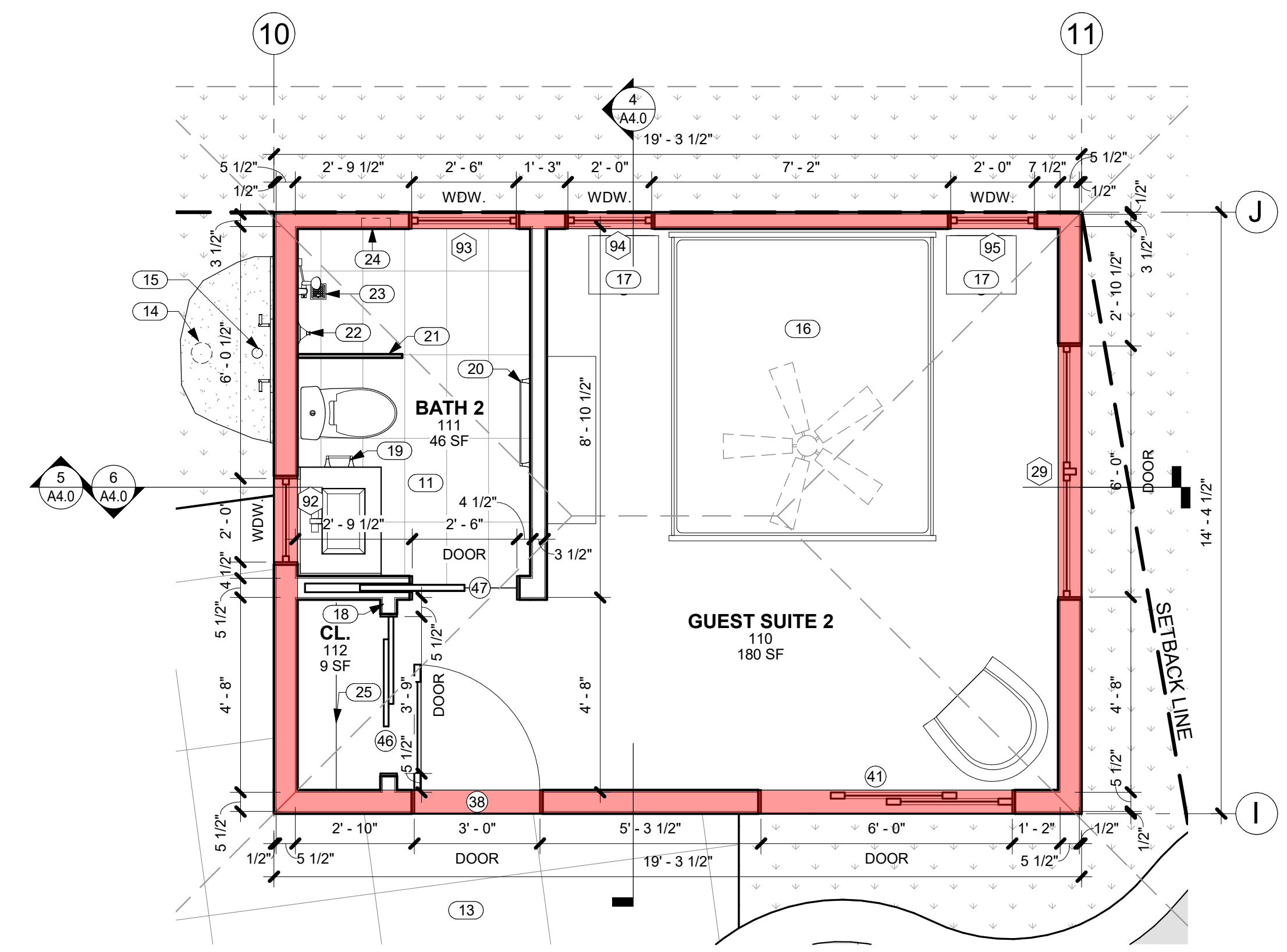
1 ENLARGED PLAN @ GREAT ROOM
A2.2 SCALE: 3/8" = 1'-0"

GENERAL NOTES

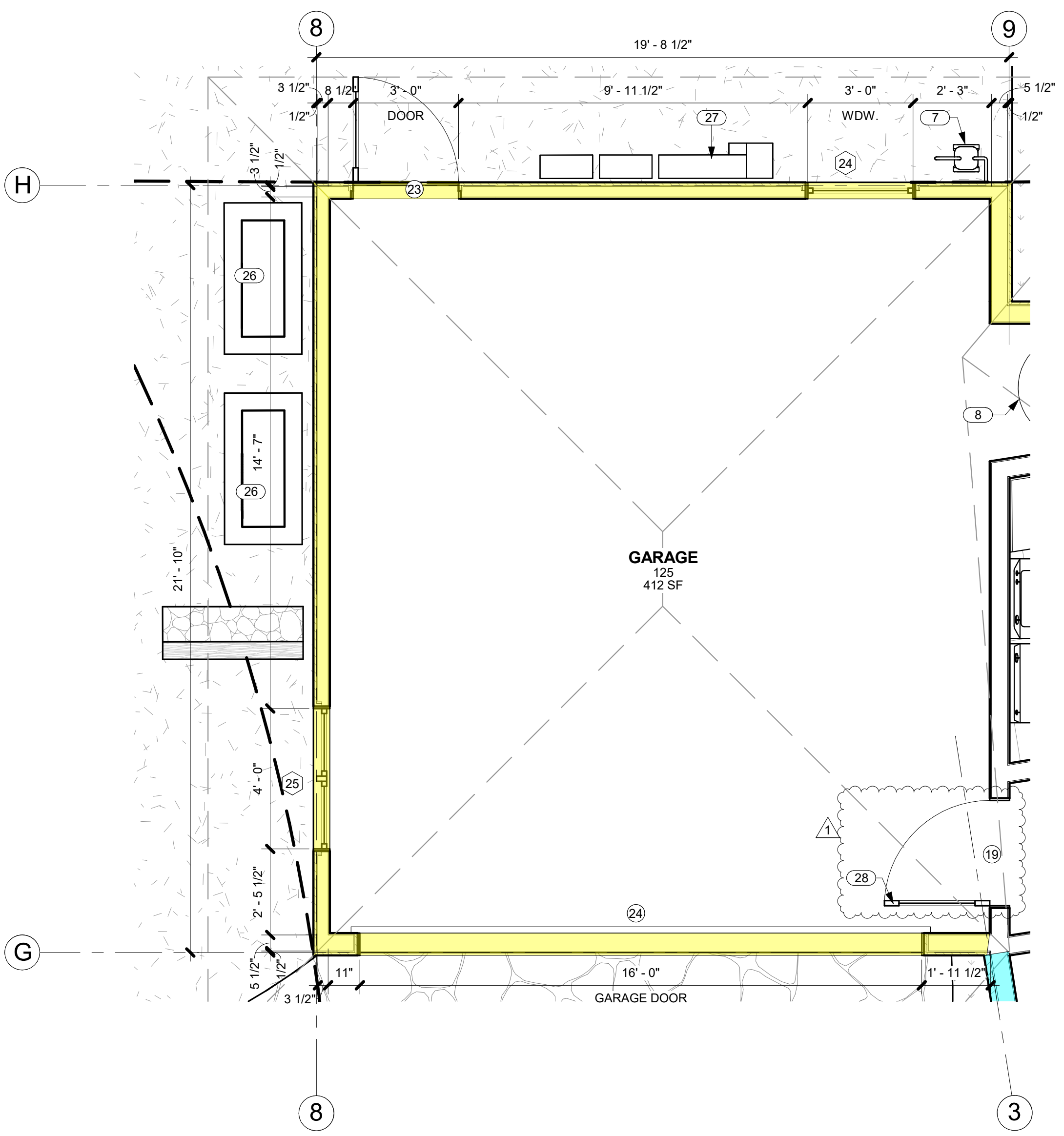
- DIMENSIONS LOCATING WINDOWS, DOORS AND INTERIOR WALLS ARE FROM F.O. STUD TO DOOR OR WINDOW OPENING.
- DIMENSIONS NOTED AS CLR. ARE TO F.O. FINISH.

EXTERIOR WALL MATERIAL LEGEND

- LIGHT STUCCO
- DARK STUCCO
- BOARD AND BATTEN SIDING
- FIELDSTONE



2 ENLARGED PLAN @ GUEST SUITE 2
A2.2 SCALE: 3/8" = 1'-0"



3 ENLARGED PLAN @ GARAGE
A2.2 SCALE: 3/8" = 1'-0"

KEYNOTES	
NO.	NOTE
1	REFRIGERATOR.
2	DISHWASHER.
3	OVEN AND MICROWAVE.
4	GAS RANGETOP.
5	RANGE HOOD ABOVE.
6	UPPER CABINETS ABOVE.
7	GAS METER.
8	ELEC. HEAT PUMP WATER HEATER.
9	WASHER.
10	DRYER.
11	TILE FLOOR AND BASE.
12	FULL HEIGHT PANTRY CABINET.
13	SALTED AND STAINED CONCRETE LANAIS, WALKWAYS AND EXTERIOR SLABS.
14	3" BRONZE DRAIN BODY, TIE TO STORM.
15	6" DIAMETER RAIN HEAD W/ COPPER PIPE.
16	CALIFORNIA KING SIZE BED 7'-0" X 6'-0".
17	SIDE TABLE 1'-8" X 1'-5".
18	TOP OF CLOSET WALL @ +7'-8" A.F.F.
19	TISSUE HOLDER.
20	TOWEL BAR MOUNTED @ 4'-0" A.F.F.
21	FULL HT. GLASS WALL @ SHOWER, 1/2" TEMP. CLEAR, FRAMELESS, GLAZING CHANNEL TOP AND BOTTOM.
22	SHOWER CONTROLS.
23	FLUSH SQUARE DRAIN.
24	RECESS FOR SOAP/SHAMPOO.
25	SHELF AND ROD.
26	CONDENSER.
27	ELECTRICAL GEAR. MOUNT AT 6'-0" MAX ABOVE FINISH GRADE.
28	GARAGE DOOR BETWEEN DWELLING AND GARAGE TO BE 20 MIN FIRE RATED WITH SELF-CLOSING HARDWARE, PER R302.5.1.



THIS WORK WAS PREPARED BY ME OR UNDER MY SUPERVISION. CONSTRUCTION OF THIS PROJECT WILL BE UNDER MY OBSERVATION.

SIGNATURE
EXPIRATION 4/30/24

GENERAL CONTRACTOR:

REVISIONS NO.	DESCRIPTION	DATE
1	ISSUE FOR PERMIT	11/12/23
2	PERMIT REV. #1	11/21/23
3		9/19/23

SINGLE FAMILY RESIDENCE
LOT 23 NOHEA, PHASE 1
TMK: 3-6-8-043:023
NOHEA AT MAUNA LANI, LLC
16130 VENTURA BLVD, STE 510
ENCINO, CA 91436 2538
PH: 805-494-7704 FAX: 805-494-1226

CRAIG MONAGHAN, ARCHITECT
4522 LOWER DR. LAKE OSWEGO, OR 97035
PH: 503-522-9000
monaghan.craig@gmail.com

DATE 9/21/23

SCALE As indicated

SHEET ENLARGED PLANS

SHEET A2.2



LICENSED PROFESSIONAL ARCHITECT NO. A58675 HAWAII, U.S.A.

SIGNATURE
EXPIRATION 4/30/24

GENERAL CONTRACTOR:

REVISIONS NO.	DESCRIPTION	DATE
1	ISSUE FOR PERMIT	11/12/22
2		11/12/22

SINGLE FAMILY RESIDENCE
LOT 23 NOHEA, PHASE 1
TMK: 3-6-8-043:023
 NOHEA AT MAUNA LANI, LLC
 16130 VENTURA BLVD. STE 510
 ENCINO, CA 91436 2538
 PH: 805-494-7704 FAX: 805-494-1226

CRAIG MONAGHAN, ARCHITECT
 4522 LOWER DR. LAKE OSWEGO, OR 97035
 PH: 503-522-9000
 monaghan.craig@gmail.com

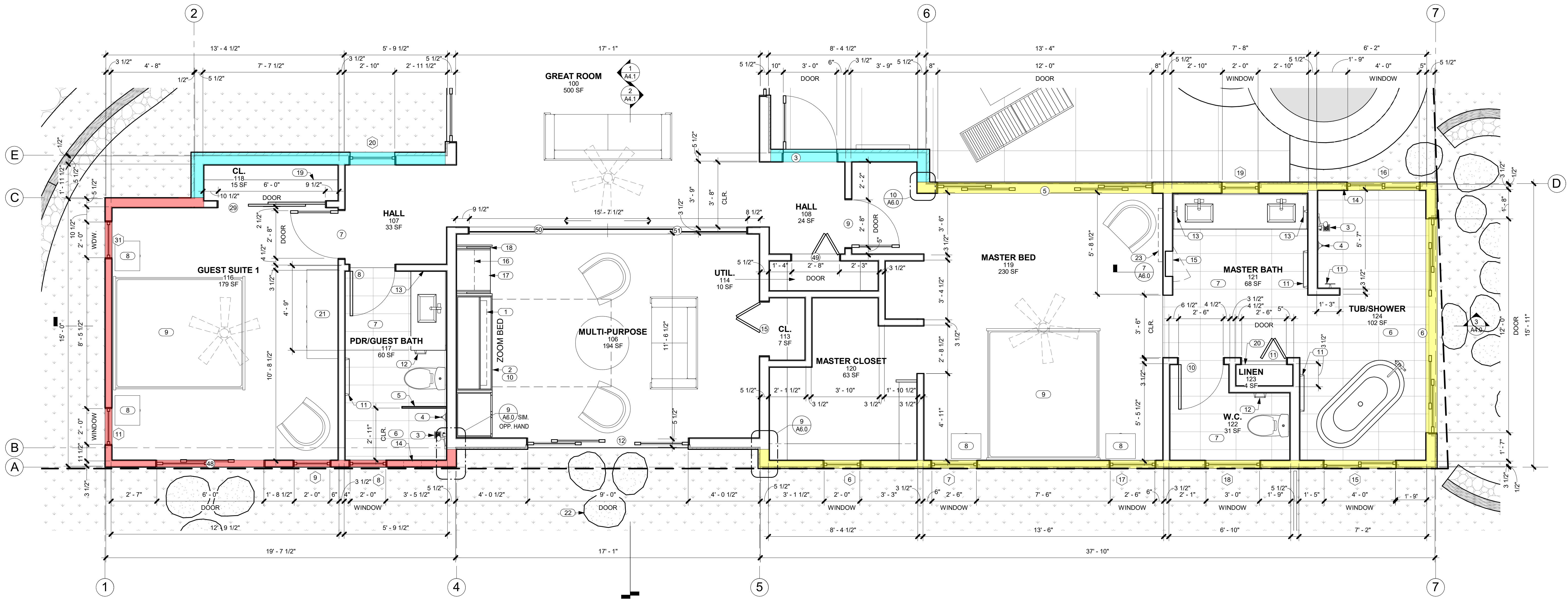
DATE 9/21/23

SCALE As indicated

SHEET ENLARGED PLANS

SHEET

A2.3



1 ENLARGED PLAN @ MASTER BEDROOM, FLEX/MEDIA AND GUEST SUITE 3
 A2.3 SCALE: 3/8" = 1'-0"

GENERAL NOTES

- DIMENSIONS LOCATING WINDOWS, DOORS AND INTERIOR WALLS ARE FROM F.O. STUD TO DOOR OR WINDOW OPENING.
- DIMENSIONS NOTED AS CLR. ARE TO F.O. FINISH.

EXTERIOR WALL MATERIAL LEGEND

- LIGHT STUCCO
- DARK STUCCO
- BOARD AND BATTEN SIDING
- FIELDSTONE

KEYNOTES

NO.	NOTE
1	TV ABOVE.
2	ZOOM BED ENCLOSURE.
3	FLUSH SQUARE DRAIN.
4	SHOWER CONTROLS.
5	FULL HT. GLASS WALL @ SHOWER, 1/2" TEMP. CLEAR, FRAMELESS, GLAZING CHANNEL TOP AND BOTTOM.
6	TILE FLOOR AND WALLS.
7	TILE FLOOR AND BASE.
8	SIDE TABLE 1'-8" X 1'-5".
9	CALIFORNIA KING SIZE BED 7'-0" X 6'-0".
10	QUEEN SIZE ZOOM BED ONLY TO BE INSTALLED IN MEDIA CABINET.
11	TOWEL BAR MOUNTED @ 4'-0" A.F.F.
12	TISSUE HOLDER.
13	TOWEL RING MOUNTED @ 5'-0" A.F.F.

KEYNOTES

NO.	NOTE
14	RECESS FOR SOAP/SHAMPOO.
15	MEDICINE CABINET.
16	ADJUSTABLE SHELF.
17	DESK.
18	RETRACTABLE DOORS.
19	SHELF AND ROD.
20	(5) SHELVES STARTING @ 2'-0" A.F.F. 18" O.C.
21	5'-0" X 1'-9" DRESSER.
22	STEPPING STONES.
23	TV ABOVE ON PIVOT.



THIS WORK WAS PREPARED BY ME OR UNDER MY SUPERVISION. CONSTRUCTION OF THIS PROJECT WILL BE UNDER MY OBSERVATION.

SIGNATURE
EXPIRATION 4/30/24

GENERAL CONTRACTOR:

REVISIONS NO.	DESCRIPTION	DATE
1	DESIGN SET	11/12/22
2	ISSUE FOR PERMIT	11/21/22

SINGLE FAMILY RESIDENCE
LOT 23 NOHEA, PHASE 1
TMK: 3-6-8-043:023
 NOHEA AT MAUNA LANI, LLC
 16130 VENTURA BLVD. STE 510
 ENCINO, CA 91436 2538
 PH: 805-494-7704 FAX: 805-494-1226

CRAIG MONAGHAN, ARCHITECT
 4522 LOWER DR. LAKE OSWEGO, OR 97035
 PH: 503-522-9000
 monaghan.craig@gmail.com

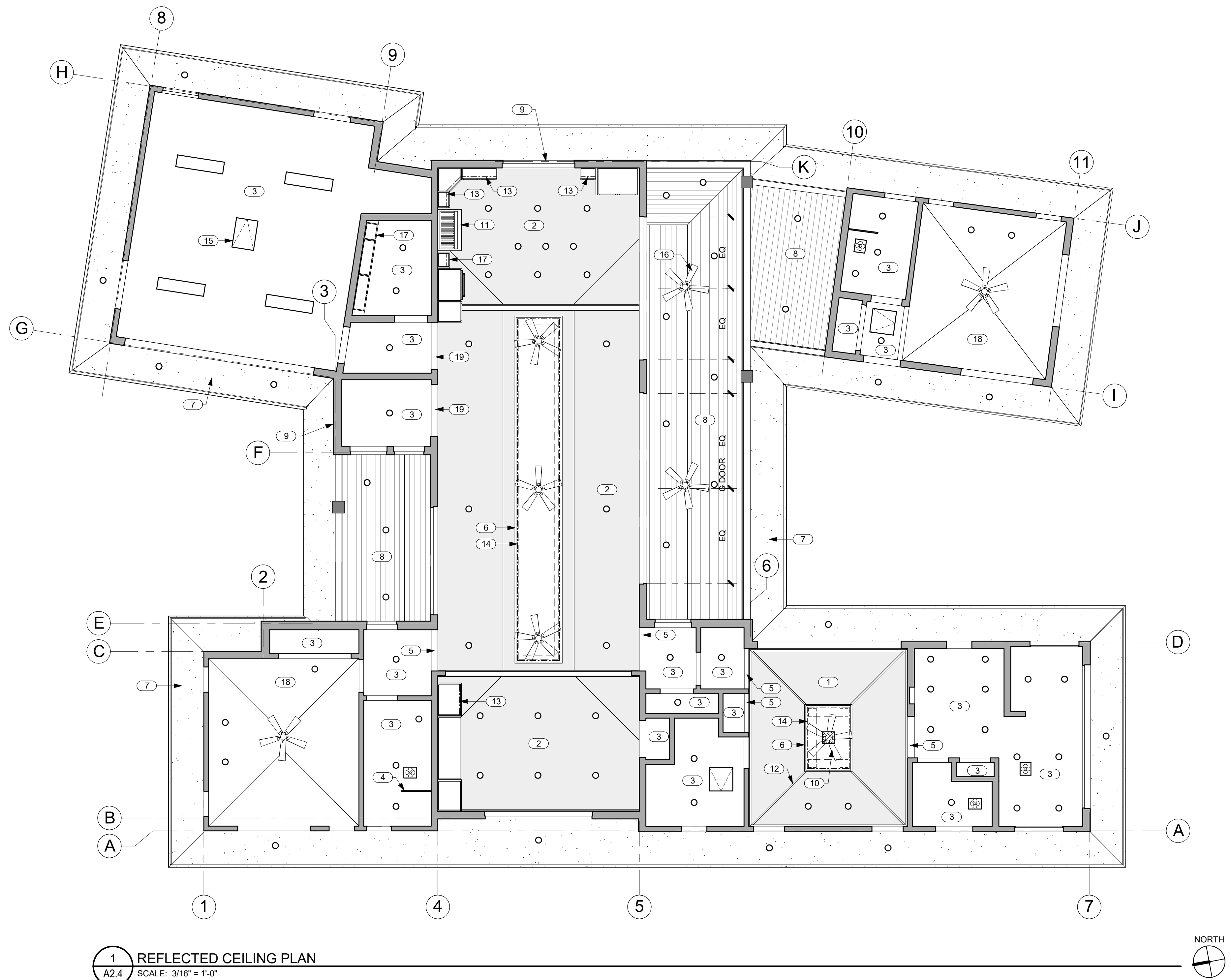
DATE 9/21/23

SCALE As indicated

SHEET
REFLECTED CEILING PLAN

SHEET

A2.4




1 REFLECTED CEILING PLAN
 A2.4 SCALE: 3/16" = 1'-0"

- GENERAL NOTES**
- SEE ELECTRICAL FOR LIGHT FIXTURES AND SMOKE DETECTORS.
 - SEE MECHANICAL FOR GRILLES AND ACCESS PANELS.

NO.	NOTE
1	5/8" GYP. BD. VAULTED CEILING W/ GRASS CLOTH AND STAINED WOOD TRIM 4/12 SLOPE.
2	5/8" GYP. BD. VAULTED CEILING W/ GRASS CLOTH AND STAINED WOOD TRIM 6/12 SLOPE.
3	5/8" GYP. BD. CEILING @ 9'-0" A.F.F.
4	FULL HT. GLASS WALL @ SHOWER, 1/2" TEMP. CLEAR, FRAMELESS, GLAZING CHANNEL TOP AND BOTTOM.
5	GYP. BD. SOFFIT @ 8'-0" A.F.F.
6	FRETWORK PANEL
7	EAVES: 3/8" STUCCO ON 5/8" DENSGLOSS TYP.
8	SOFFITS: 1 X 6 T&G CEDAR W/ CLEAR FINISH TYP.
9	STUCCO RETURNS @ STUCCO WINDOW AND DOOR OPENINGS TYP.
10	CEILING FAN
11	RANGE HOOD
12	STAINED WOOD TRIM
13	LED UNDERCABINET LIGHTING
14	LED ABOVE FRETWORK PANEL
15	22" X 30" ATTIC ACCESS
16	CEILING FAN BOTTOM @ 9'-0" A.F.F.
17	UPPER CABINETS
18	5/8" GYP. BD. VAULTED CEILING 4/12 SLOPE.
19	GYP. BD. SOFFIT @ 9'-0" A.F.F.

- LEGEND**
- RETURN REGISTER
 - SUPPLY DIFFUSER
 - EXHAUST FAN
 - RECESSED DOWNLIGHT
 - 1 x 4 SURFACE MOUNT
 - LED LIGHTING SEE KEYNOTES FOR LOCATIONS
 - CEILING FAN
 - ACCESS PANELS, COORDINATE W/ MECHANICAL
 - SMOKE DETECTOR



2 TYP. FRETWORK PANEL
 A2.4 SCALE: 1" = 1'-0"



THIS WORK WAS PREPARED BY ME OR UNDER MY SUPERVISION. CONSTRUCTION OF THIS PROJECT WILL BE UNDER MY OBSERVATION.

SIGNATURE
EXPIRATION 4/30/24

GENERAL CONTRACTOR:

REVISIONS	NO.	DESCRIPTION	DATE
	1	DESIGN SET	11/11/22
	2	ISSUE FOR PERMIT	11/21/22
	3	PERMIT REV. #1	9/19/23

SINGLE FAMILY RESIDENCE
LOT 23 NOHEA, PHASE 1
TMK: 3-6-8-043:023
 NOHEA AT MAUNA LANI, LLC
 16130 VENTURA BLVD. STE 510
 ENCINO, CA 91436 2538
 PH: 805-494-7704 FAX: 805-494-1226

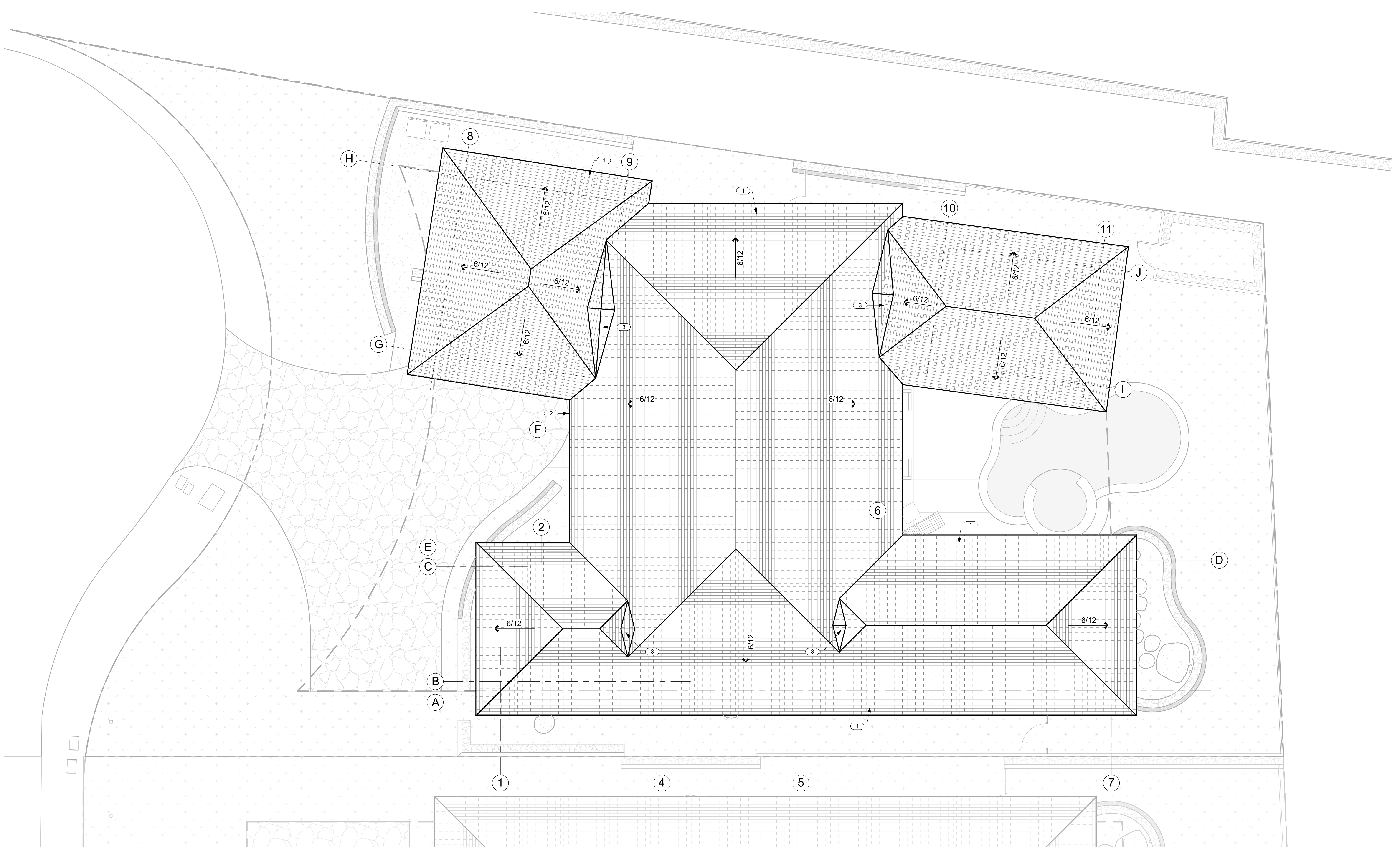
CRAIG MONAGHAN, ARCHITECT
 4522 LOWER DR. LAKE OSWEGO, OR 97035
 PH: 503-522-9000
 monaghan.craig@gmail.com

DATE 9/21/23

SCALE 3/16" = 1'-0"

SHEET **ROOF PLAN**

SHEET **A2.5**



1 ROOF PLAN
 A2.5 SCALE: 3/16" = 1'-0"

KEYNOTES	
NO.	NOTE
1	SYNTHETIC POLYMER SHINGLE "BORAL GRAPHITE CR 733" BY INSPIRE.
2	BAKED ENAMEL ALUMINUM 6" HALF ROUND GUTTER WITH CHAIN DRAIN.
3	CRICKET.

ROOF VENTILATION PER R806:
 2,804 SF ATTIC AREA/150 = 18.69 SF VENTILATION REQUIRED
 1 1/2" CONTINUOUS EAVE VENT AT 7 SQ. IN / LINEAR FOOT NET FREE AREA x 357 LINEAR FEET = 17.35 SF VENT
 RIDGE VENT : RIDGEMASTER RIDGE VENT, ADEQUATE FOR HIGH WIND CONDITIONS. 12.2 SQ. IN / LINEAR FOOT NET FREE AREA X 54.5' = 4.61 SF VENT
 21.96 SF VENT PROVIDED



THIS WORK WAS PREPARED BY ME OR UNDER MY SUPERVISION. CONSTRUCTION OF THIS PROJECT WILL BE UNDER MY OBSERVATION.

SIGNATURE
EXPIRATION 4/30/24

GENERAL CONTRACTOR:

REVISIONS NO.	DESCRIPTION	DATE
1	DESIGN SET	11/1/22
2	ISSUE FOR PERMIT	11/21/22

**SINGLE FAMILY RESIDENCE
LOT 23 NOHEA, PHASE 1**
TMK: 3-6-8-043:023
 NOHEA AT MAUNA LANI, LLC
 16130 VENTURA BLVD. STE 510
 ENCINO, CA 91436 2538
 PH: 805-494-7704 FAX: 805-494-1226

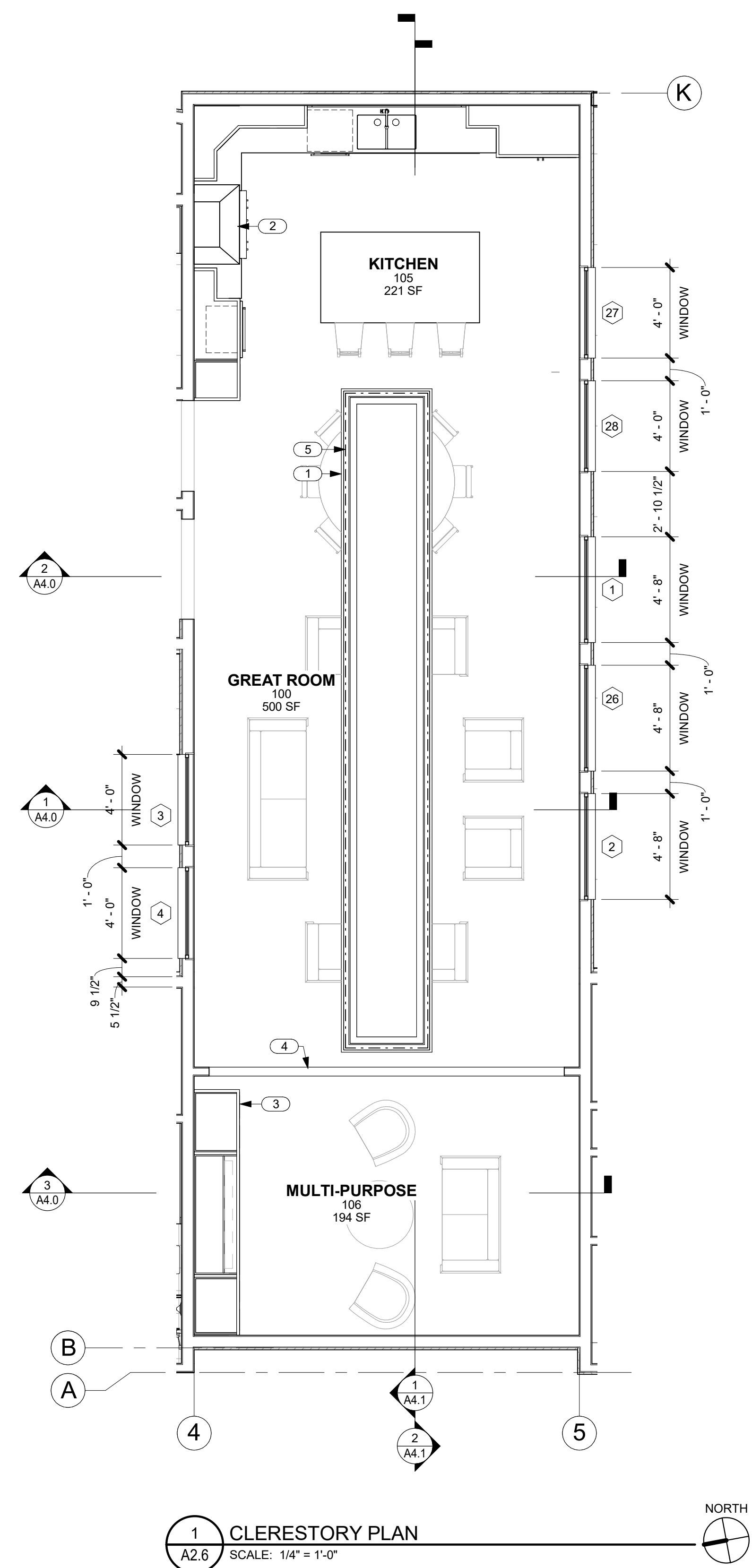
CRAIG MONAGHAN, ARCHITECT
 4522 LOWER DR. LAKE OSWEGO, OR 97035
 PH: 503-522-9000
 monaghan.craig@gmail.com

DATE 9/21/23

SCALE 1/4" = 1'-0"

SHEET
CLERESTORY PLAN

SHEET
A2.6



1 CLERESTORY PLAN
 SCALE: 1/4" = 1'-0"

NOTE:
 DIMENSIONS ARE TO F.O. STUD AND DOOR AND WINDOW OPENINGS.

NO.	NOTE
1	FRETWORK PANEL.
2	RANGE HOOD.
3	UPPER CABINETS.
4	BEAM AND DOOR BELOW.
5	LED ABOVE FRETWORK PANEL.



LICENSED PROFESSIONAL ARCHITECT NO. AS56675 HAWAII, U.S.A.

SIGNATURE
EXPIRATION 4/30/24

GENERAL CONTRACTOR:

REVISIONS NO.	DESCRIPTION	DATE
1	ISSUE FOR PERMIT	11/21/22
2	DISCUSS PER SET	11/21/22

**SINGLE FAMILY RESIDENCE
LOT 23 NOHEA, PHASE 1
TMK: 3-6-8-043:023**
NOHEA AT MAUNA LANI, LLC
16130 VENTURA BLVD. STE 510
ENCINO, CA 91436 2538
PH: 805-494-7704 FAX: 805-494-1226

CRAIG MONAGHAN, ARCHITECT
4522 LOWER DR. LAKE OSWEGO, OR 97035
PH: 503-522-9000
monaghan.craig@gmail.com

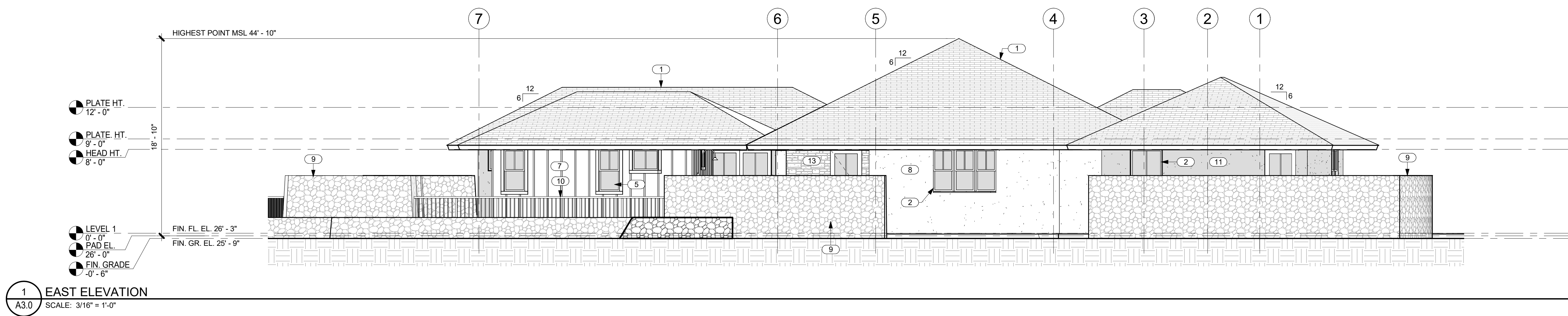
DATE 9/21/23

SCALE 3/16" = 1'-0"

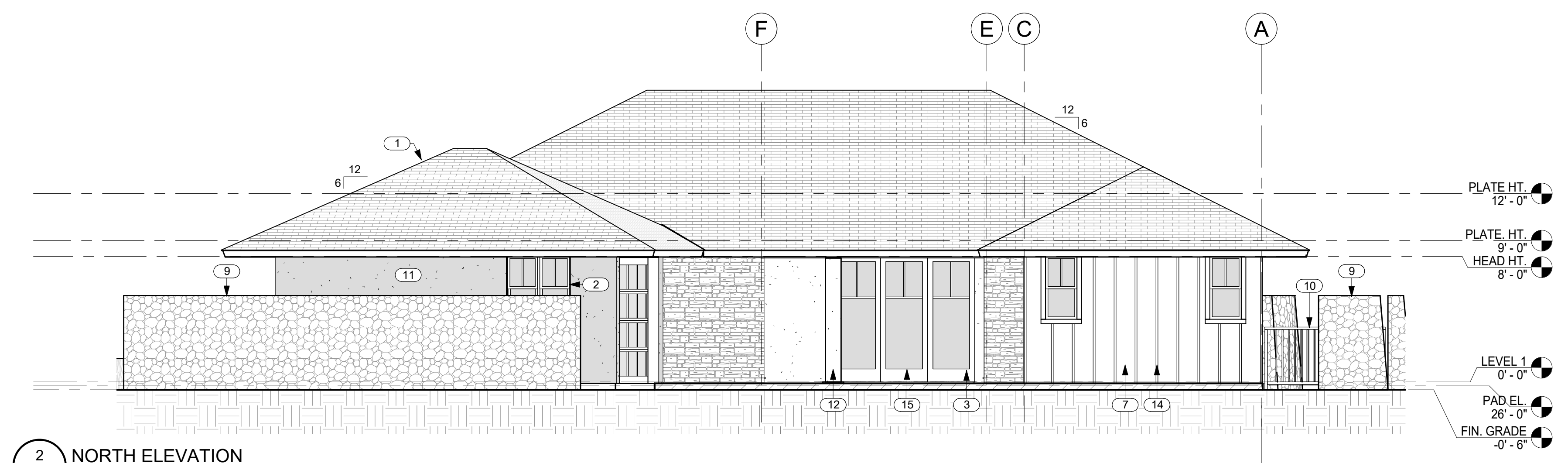
SHEET EXTERIOR ELEVATIONS

SHEET

A3.0

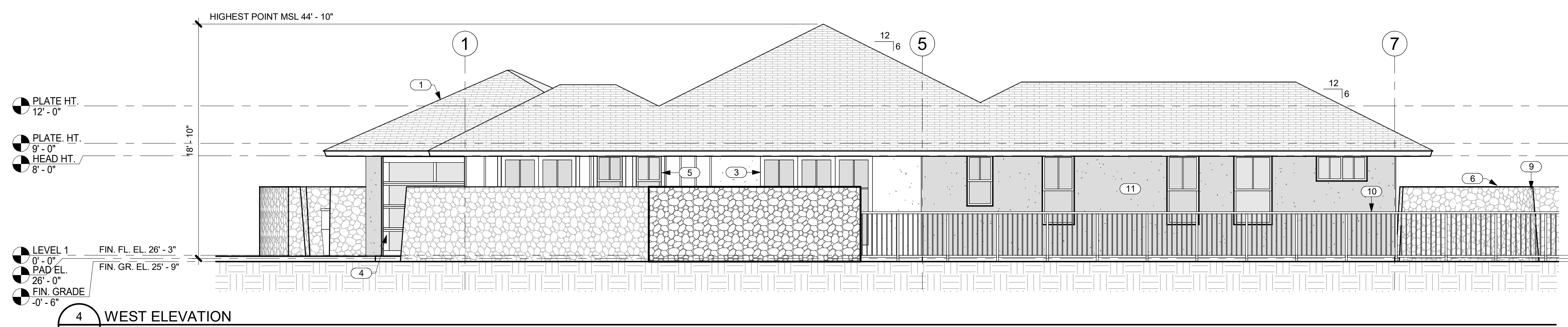


1 EAST ELEVATION
A3.0 SCALE: 3/16" = 1'-0"

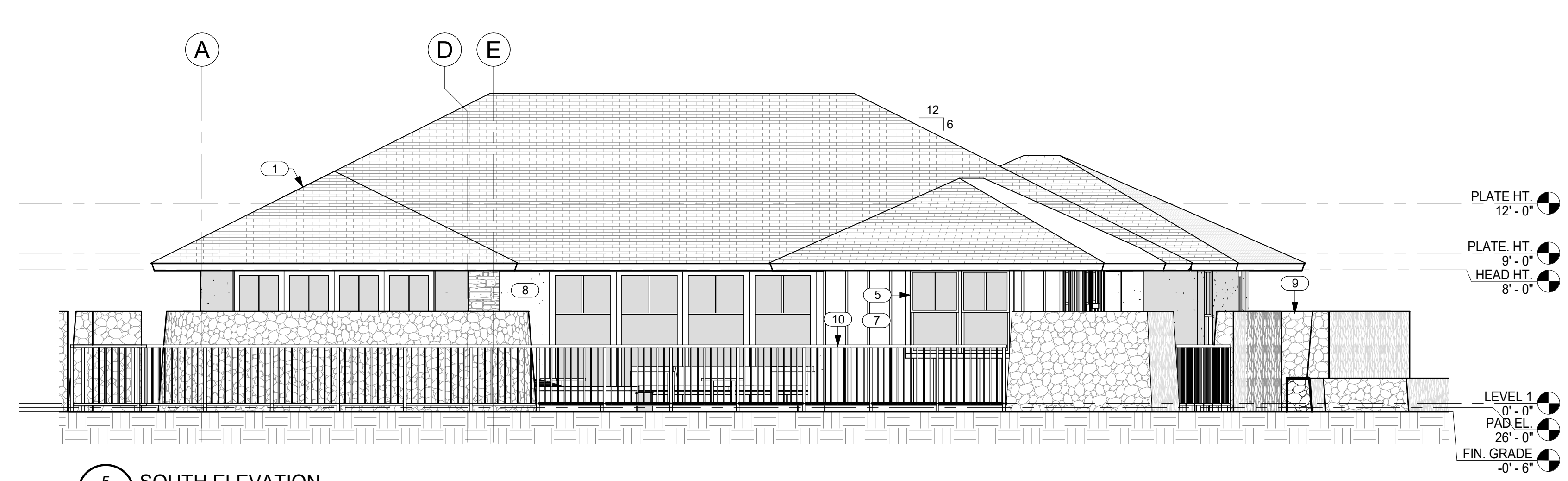


2 NORTH ELEVATION
A3.0 SCALE: 3/16" = 1'-0"

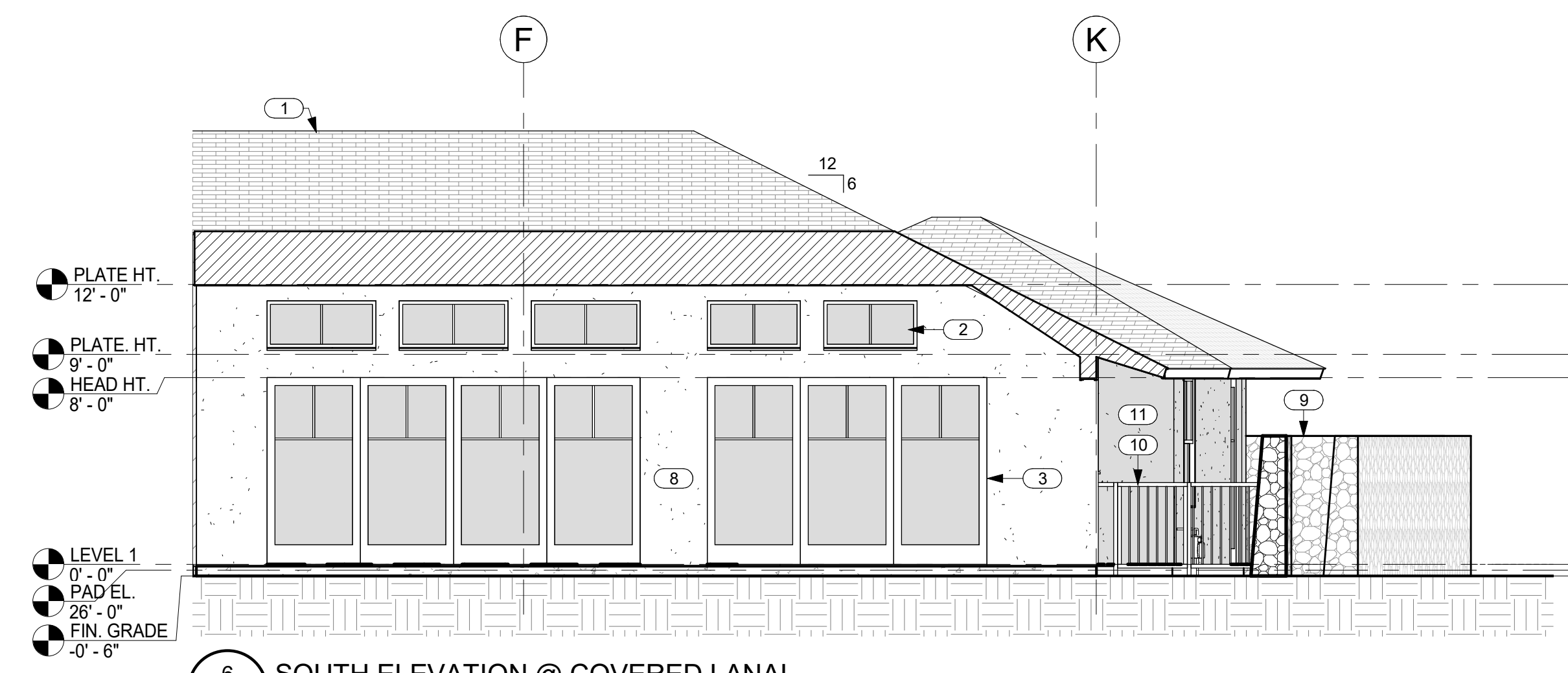
NO.	NOTE
1	SYNTHETIC POLYMER SHINGLE "BORAL GRAPHITE CR 733" BY INSPIRE.
2	ANODIZED ALUMINUM DOUBLE GLAZED WINDOWS W/ STUCCO SILLS AT STUCCO WINDOW OPENINGS.
3	ANODIZED ALUMINUM SINGLE GLAZED SLIDING DOORS.
4	ANODIZED ALUMINUM GARAGE DOOR W/ WHITE OBSCURE LAMINATED GLASS.
5	ANODIZED ALUMINUM DOUBLE GLAZED WINDOWS.
6	6" DIAMETER RAIN HEAD W/ COPPER PIPE. TOP AT 6'-0" MAX IN REAR SETBACK.
7	5/8" BRECKINRIDGE SIDING.
8	1" STUCCO ON LATH OVER VAPOR BARRIER (LIGHT COLOR).
9	6'-0" HIGH FROM FINISH GRADE A/A LAVA ROCK WALL.
10	4" HIGH SQUARE TUBE W/ SQUARE PICKETS @ 4" O.C. BAKED ENAMEL FENCE AND SELF CLOSING, SELF LATCHING GATE BY MAJESTIC FENCE COMPANY SCREENS POOL AREA.
11	1" STUCCO ON LATH OVER VAPOR BARRIER (DARK COLOR).
12	STUCCO WRAPPED COLUMN.
13	FIELDSTONE.
14	1 X 2 CEDAR BATTS @ 16" O.C.
15	6'-0" HIGH FROM FINISH GRADE A/A LAVA ROCK WALL SCREENS FRONT OF RESIDENCE.



4 WEST ELEVATION
A3.0 SCALE: 3/16" = 1'-0"



5 SOUTH ELEVATION
A3.0 SCALE: 3/16" = 1'-0"



6 SOUTH ELEVATION @ COVERED LANAI
A3.0 SCALE: 3/16" = 1'-0"



THIS WORK WAS PREPARED BY ME OR UNDER MY SUPERVISION. CONSTRUCTION OF THIS PROJECT WILL BE UNDER MY OBSERVATION.

SIGNATURE
EXPIRATION 4/30/24

GENERAL CONTRACTOR:

REVISIONS NO.	DESCRIPTION	DATE
1	ISSUE FOR PERMIT	11/12/22
2		11/12/22

SINGLE FAMILY RESIDENCE
LOT 23 NOHEA, PHASE 1
TMK: 3-6-8-043-023
 NOHEA AT MAUNA LANI, LLC
 16130 VENTURA BLVD. STE 510
 ENCINO, CA 91436 2538
 PH: 805-494-7704 FAX: 805-494-1226

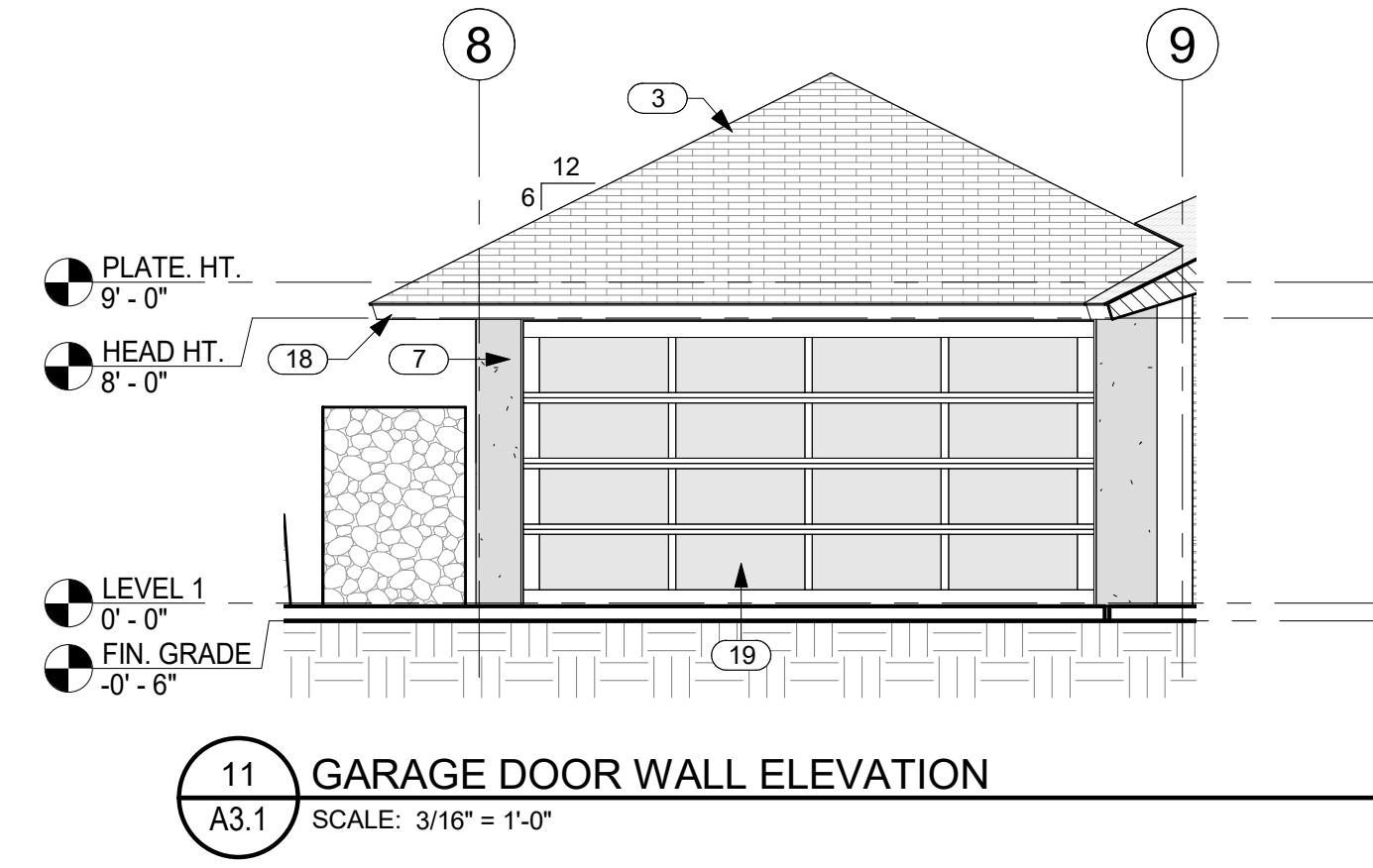
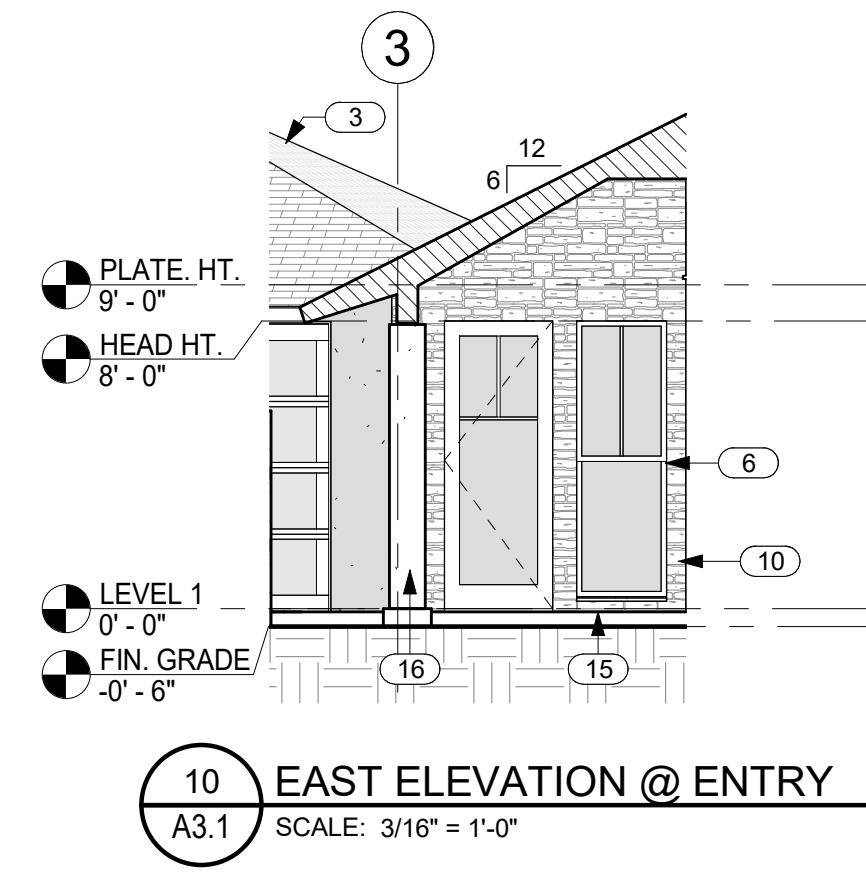
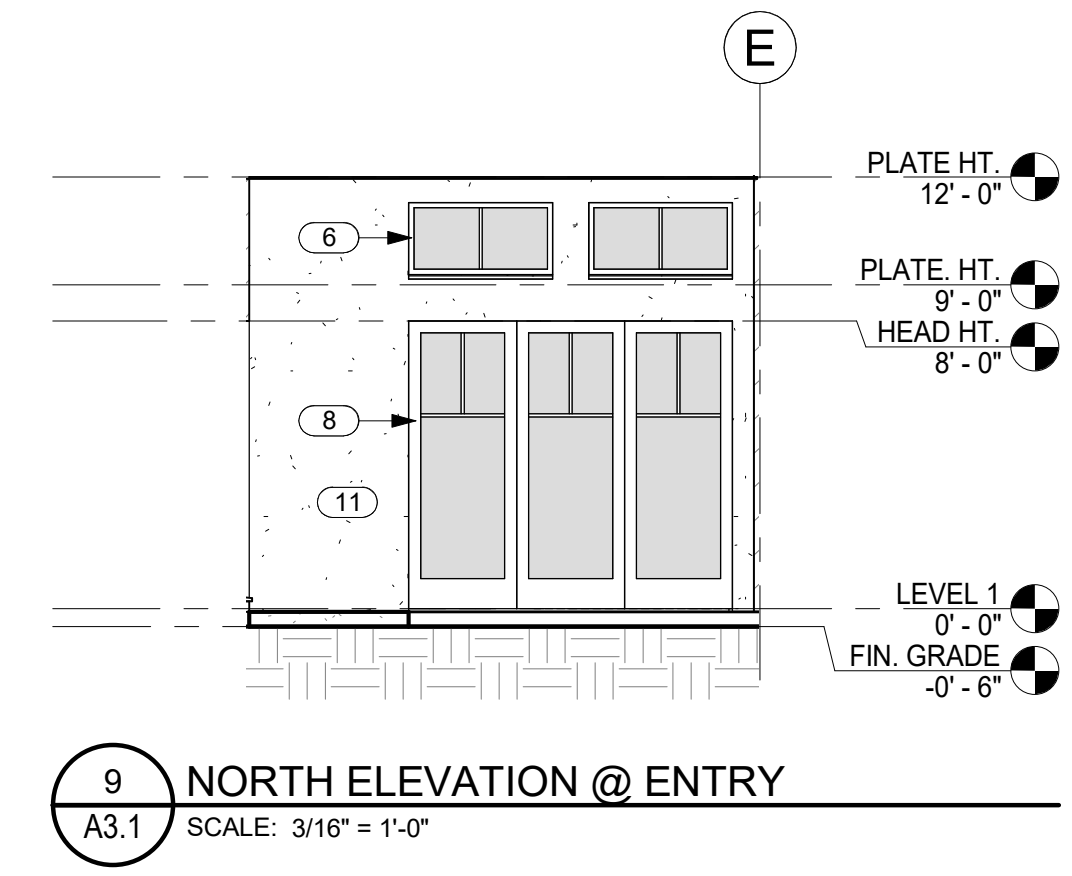
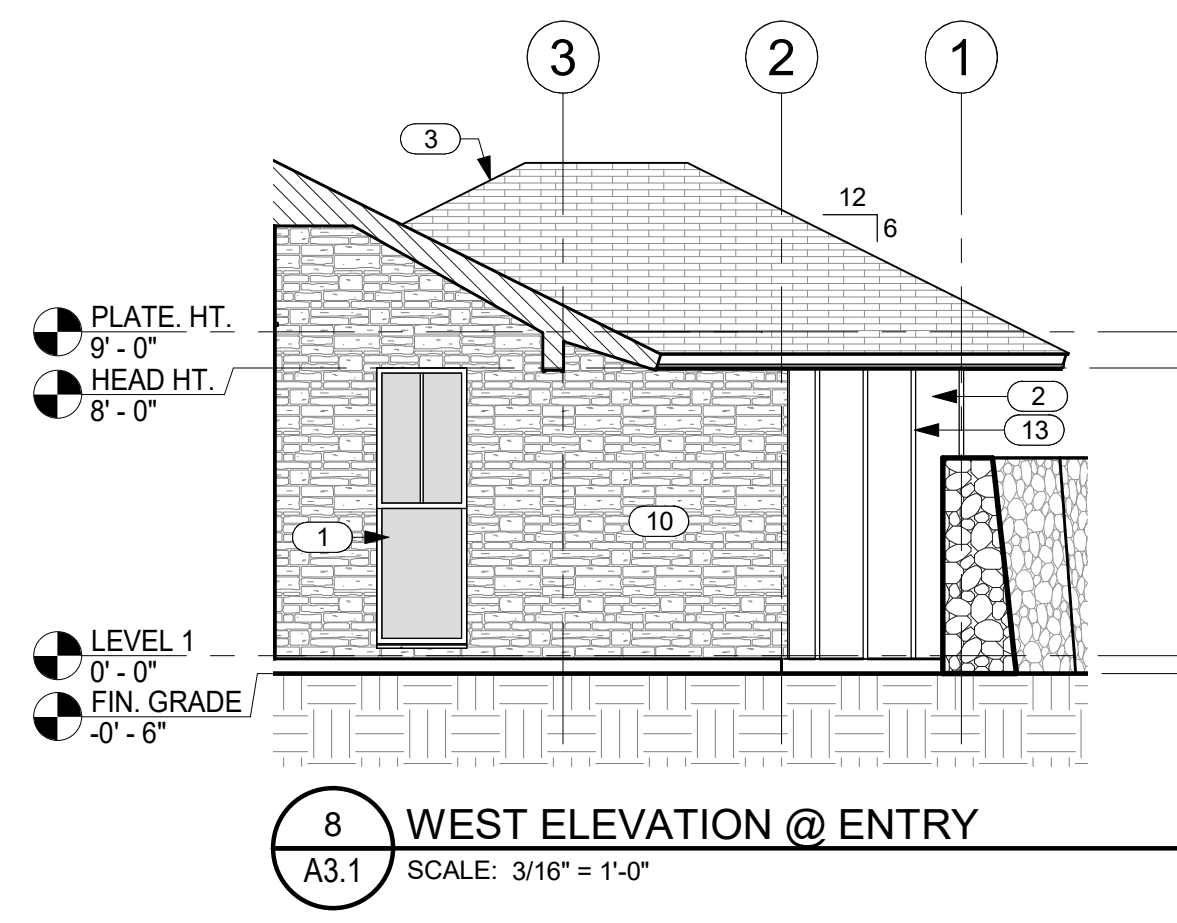
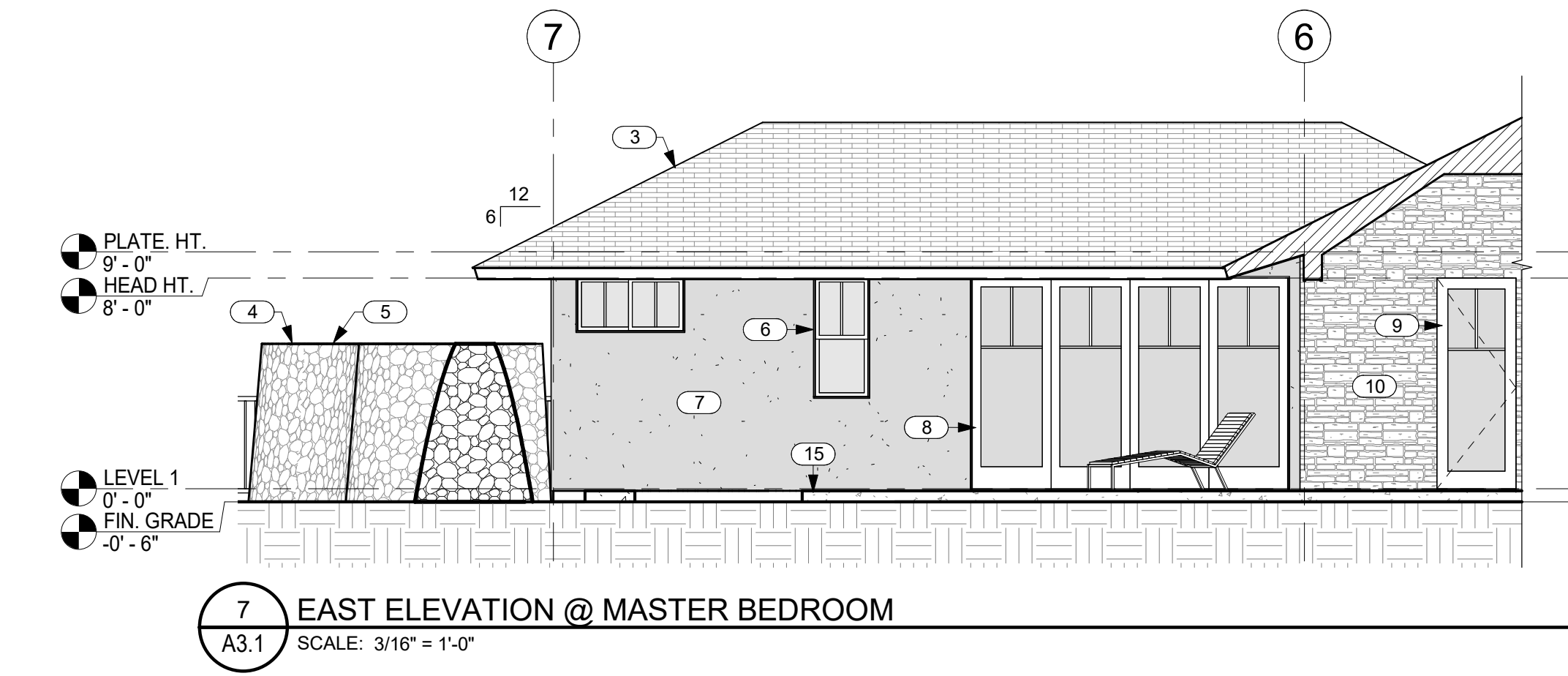
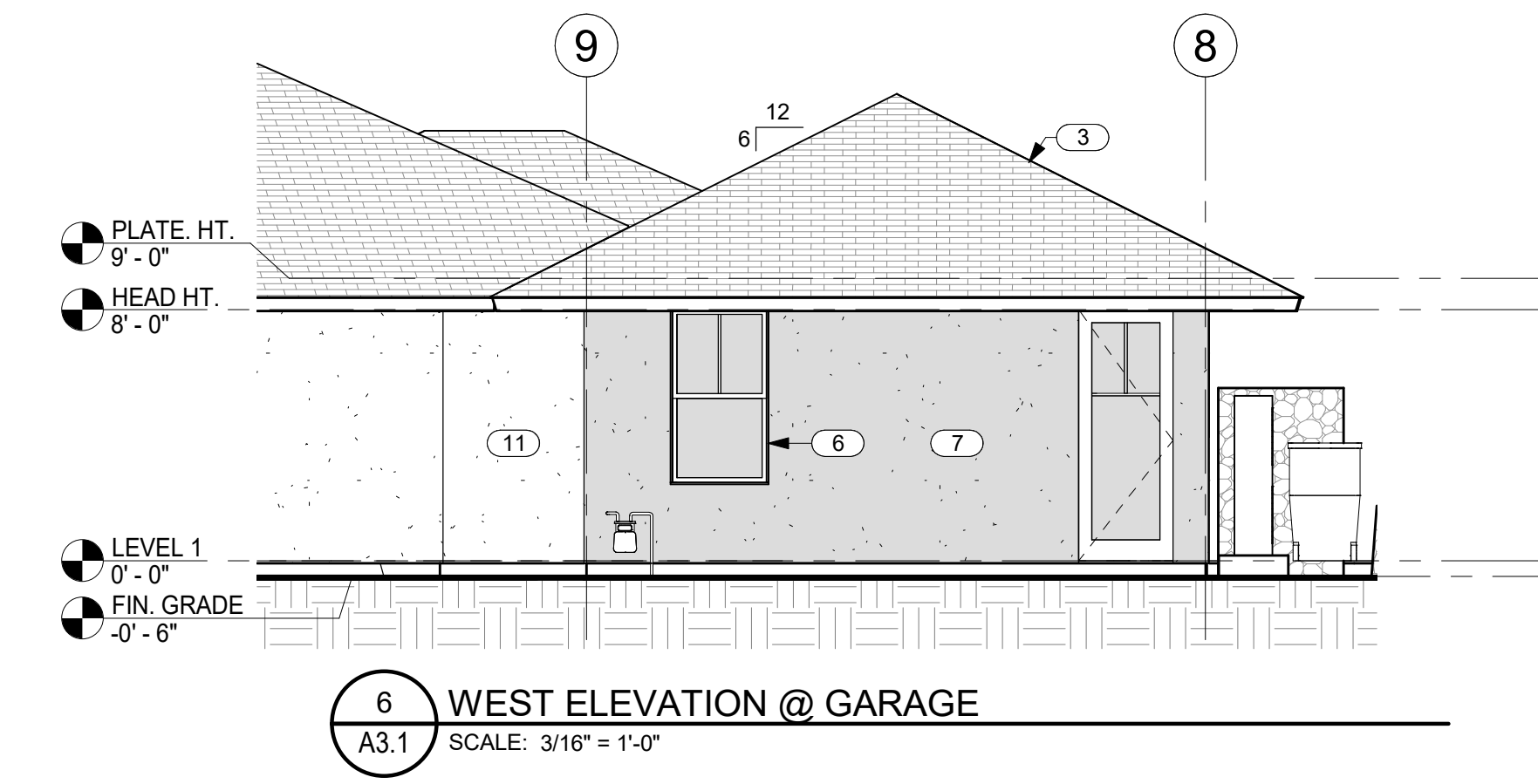
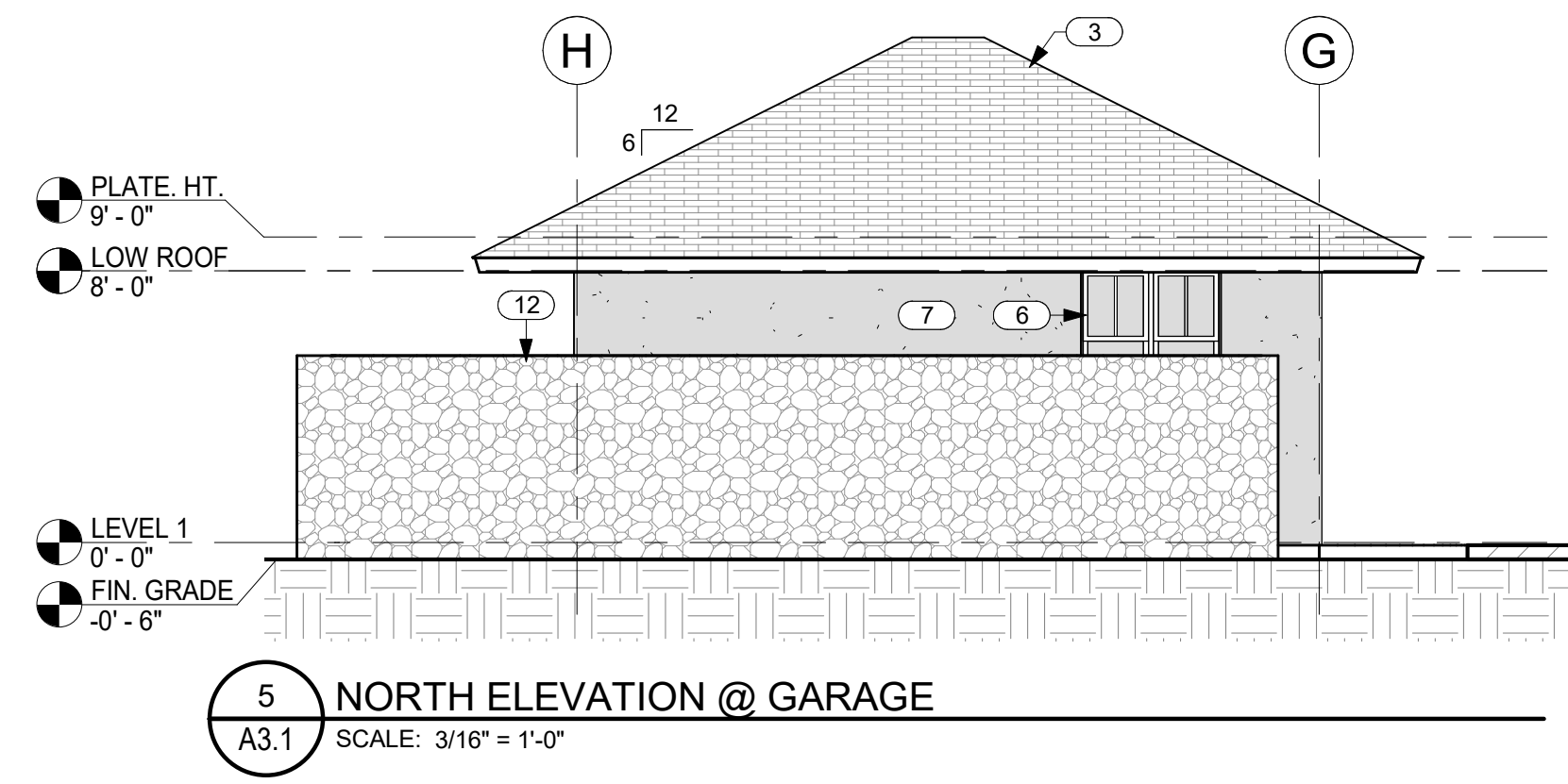
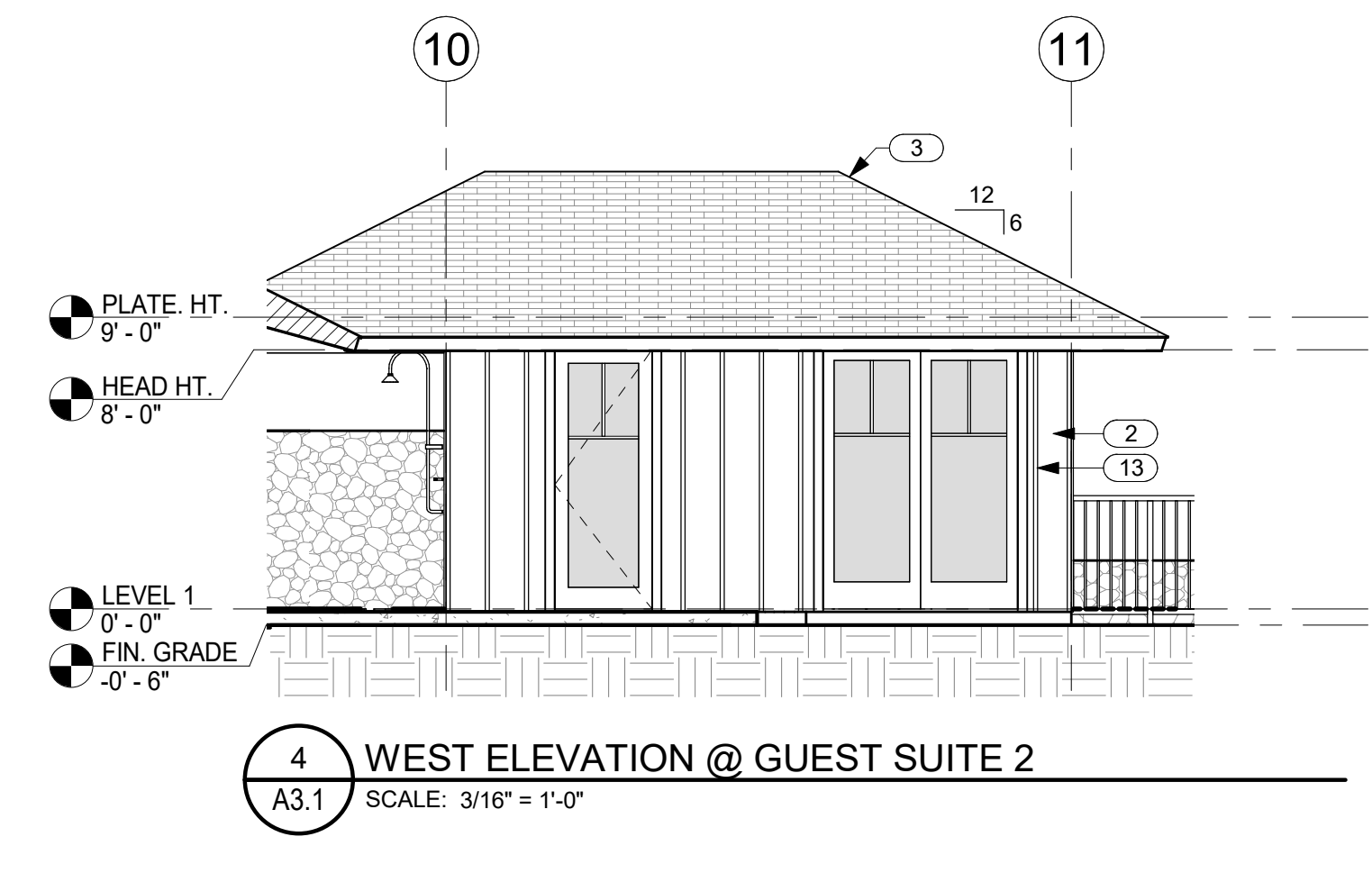
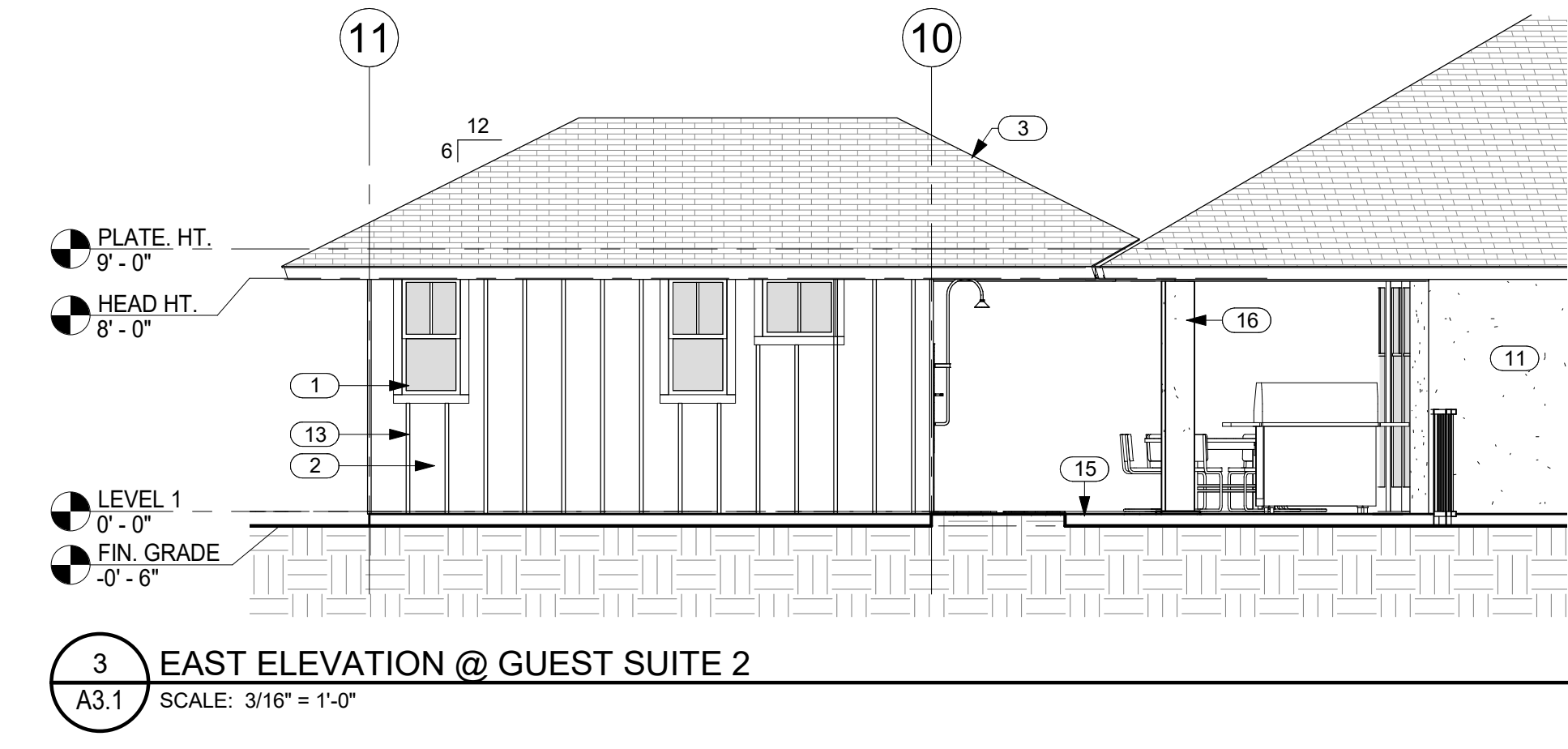
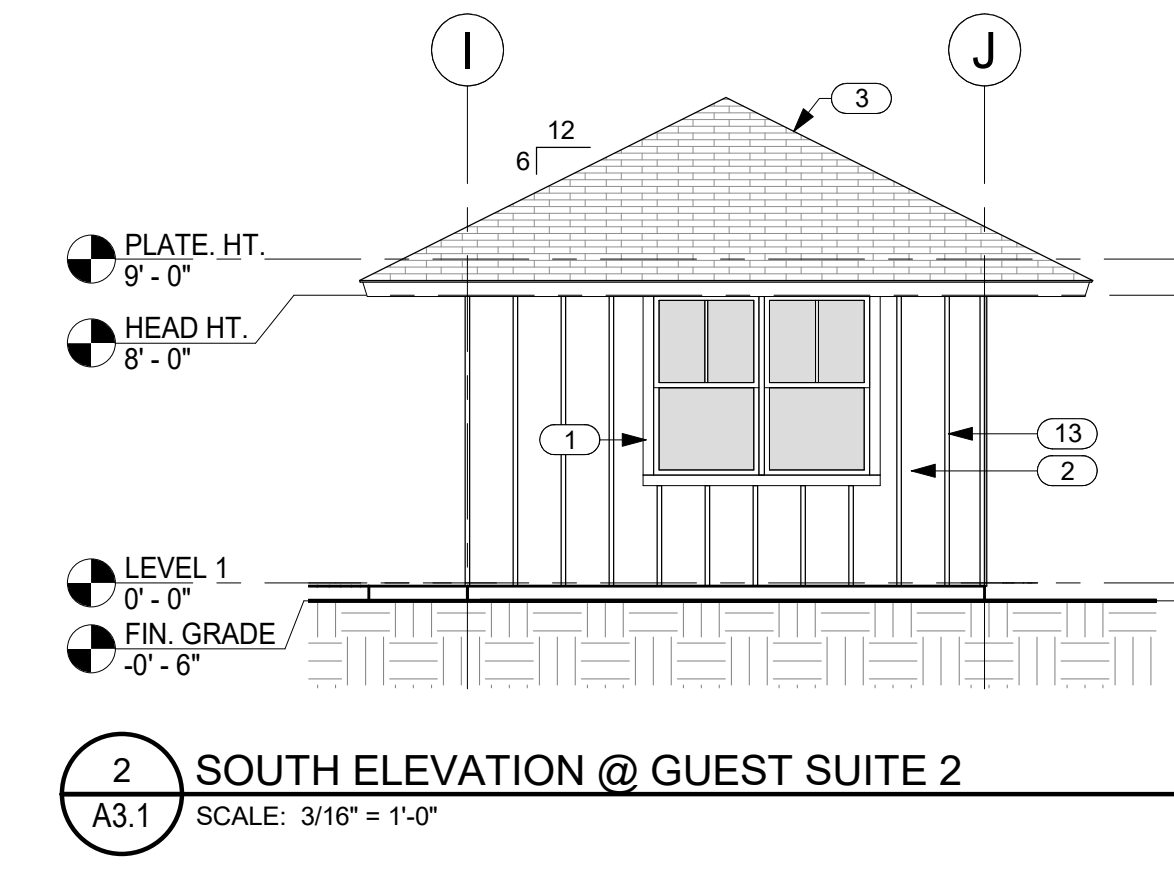
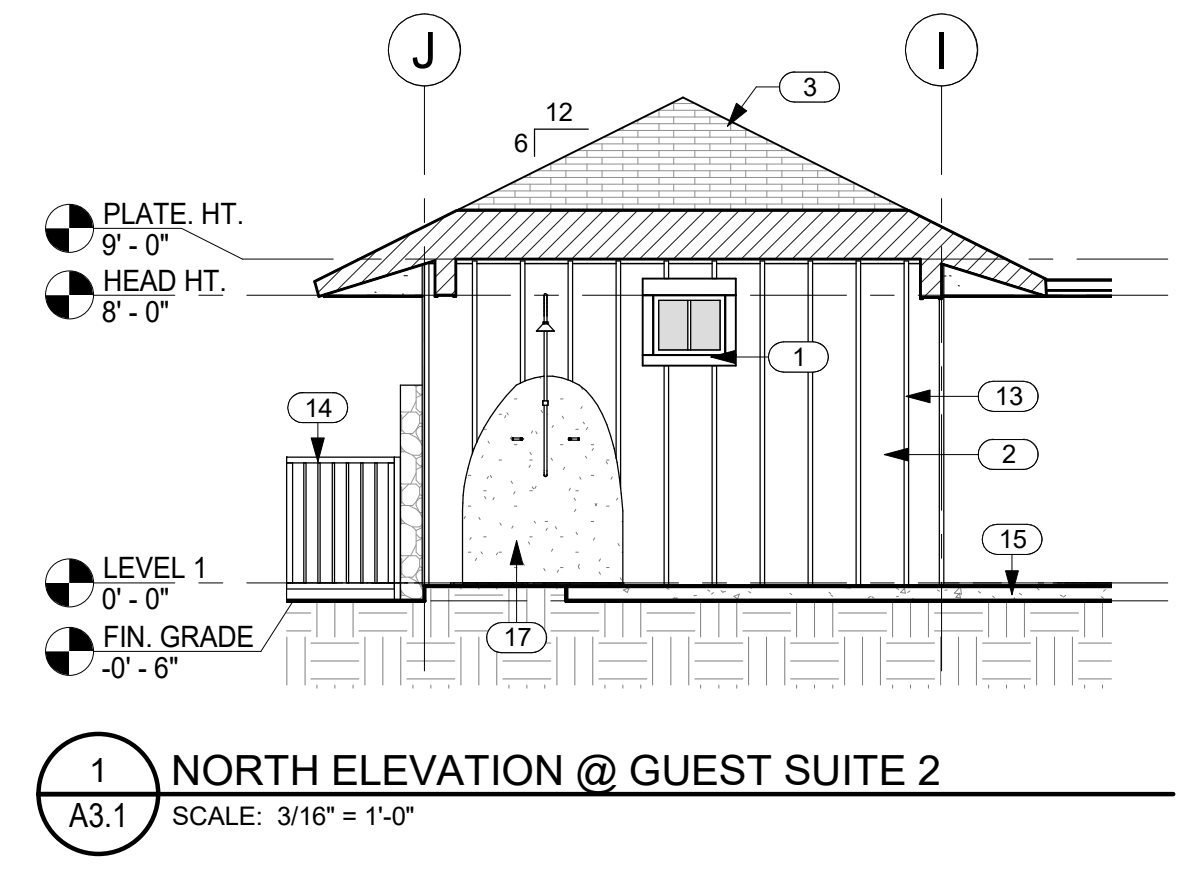
CRAIG MONAGHAN, ARCHITECT
 4522 LOWER DR. LAKE OSWEGO, OR 97035
 PH: 503-522-9000
 monaghan.craig@gmail.com

DATE 9/21/23

SCALE 3/16" = 1'-0"

SHEET
EXTERIOR ELEVATIONS

SHEET
A3.1



NO.	NOTE
1	ANODIZED ALUMINUM DOUBLE GLAZED WINDOWS.
2	5/8" BRECKINRIDGE SIDING.
3	SYNTHETIC POLYMER SHINGLE "BORAL GRAPHITE CR 733" BY INSPIRE.
4	6'-0" HIGH FROM FINISH GRADE A'A LAVA ROCK WALL SCREENS SHOWER GARDEN.
5	6" DIAMETER RAIN HEAD W/ COPPER PIPE. TOP AT 6'-0" MAX IN REAR SETBACK.
6	ANODIZED ALUMINUM DOUBLE GLAZED WINDOWS W/ STUCCO SILLS AT STUCCO WINDOW OPENINGS.
7	1" STUCCO ON LATH OVER VAPOR BARRIER (DARK COLOR).
8	ANODIZED ALUMINUM SINGLE GLAZED SLIDING DOORS.
9	ALUMINUM CLAD WOOD DOOR.
10	FIELDSTONE.
11	1" STUCCO ON LATH OVER VAPOR BARRIER (LIGHT COLOR).
12	6'-0" HIGH FROM FINISH GRADE A'A LAVA ROCK WALL SCREENS TRASH AND RECYCLE AREA.
13	1 X 2 CEDAR BATTS @ 16" O.C.
14	4" HIGH SQUARE TUBE W/ SQUARE PICKETS @ 4" O.C. BAKED ENAMEL FENCE AND SELF CLOSING, SELF LATCHING GATE BY MAJESTIC FENCE COMPANY SCREENS POOL AREA.
15	SALTED AND STAINED CONCRETE LANAIS, WALKWAYS AND EXTERIOR SLABS.
16	STUCCO WRAPPED COLUMN.
17	ORGANIC SHAPE BASALT SLAB ON FACE OF SHEATHING, 6" TALL.
18	1 X T.K.W.R. CEDAR FASCIA W/ SEMI TRANSPARENT STAIN TYP.
19	ANODIZED ALUMINUM GARAGE DOOR W/ WHITE OBSCURE LAMINATED GLASS.



LICENSED PROFESSIONAL ARCHITECT NO. AS5675 HAWAII, U.S.A.

SIGNATURE
EXPIRATION 4/30/24

GENERAL CONTRACTOR:

REVISIONS NO.	DESCRIPTION	DATE
1	ISSUE FOR PERMIT	11/21/22
2		11/21/22

SINGLE FAMILY RESIDENCE
LOT 23 NOHEA, PHASE 1
TMK: 3-6-8-043-023
NOHEA AT MAUNA LANI, LLC
16130 VENTURA BLVD, STE 510
ENCINO, CA 91436 2538
PH: 805-494-7704 FAX: 805-494-1226

CRAIG MONAGHAN, ARCHITECT
4522 LOWER DR. LAKE OSWEGO, OR 97035
PH: 503-522-9000
monaghan.craig@gmail.com

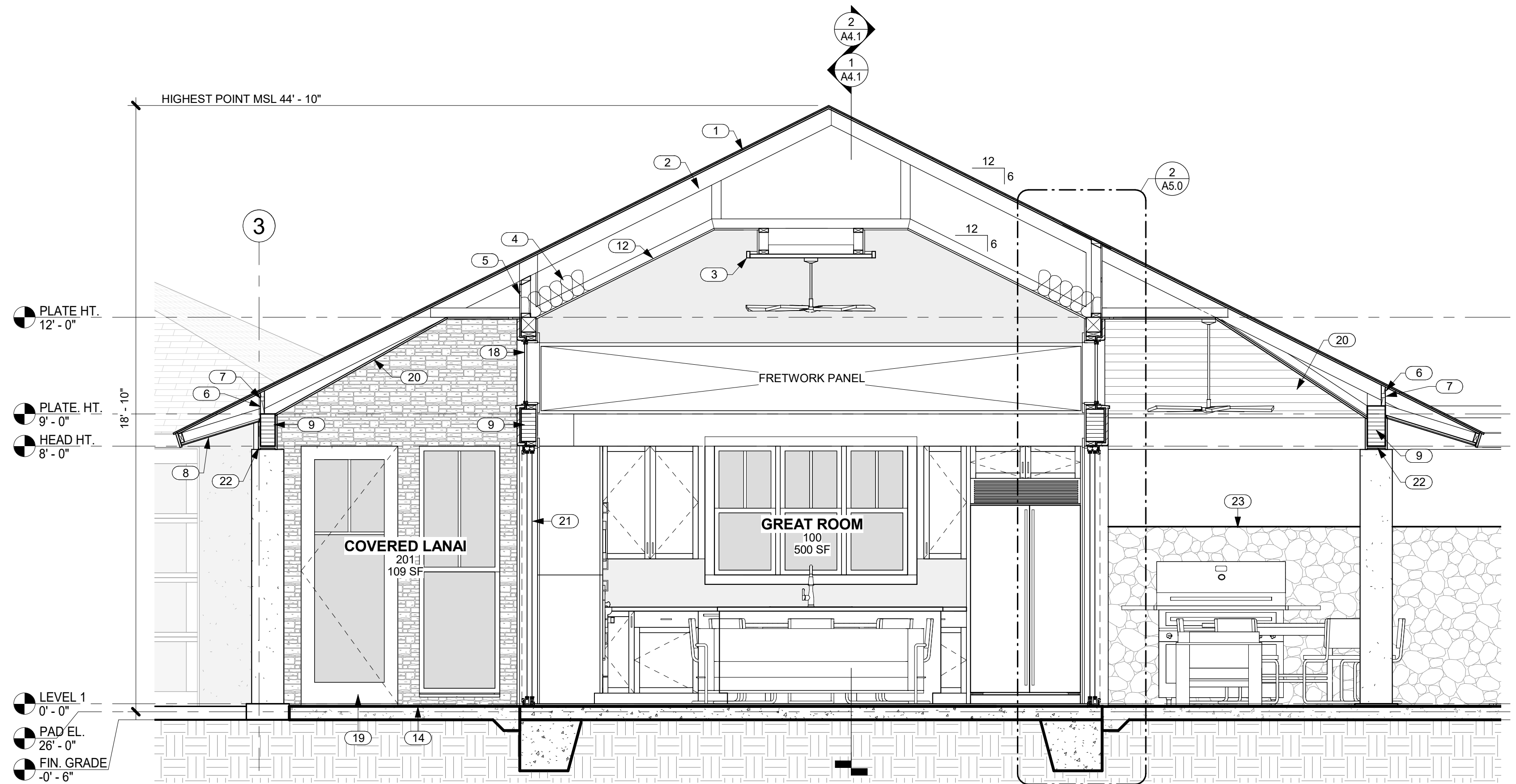
DATE 9/21/23

SCALE As indicated

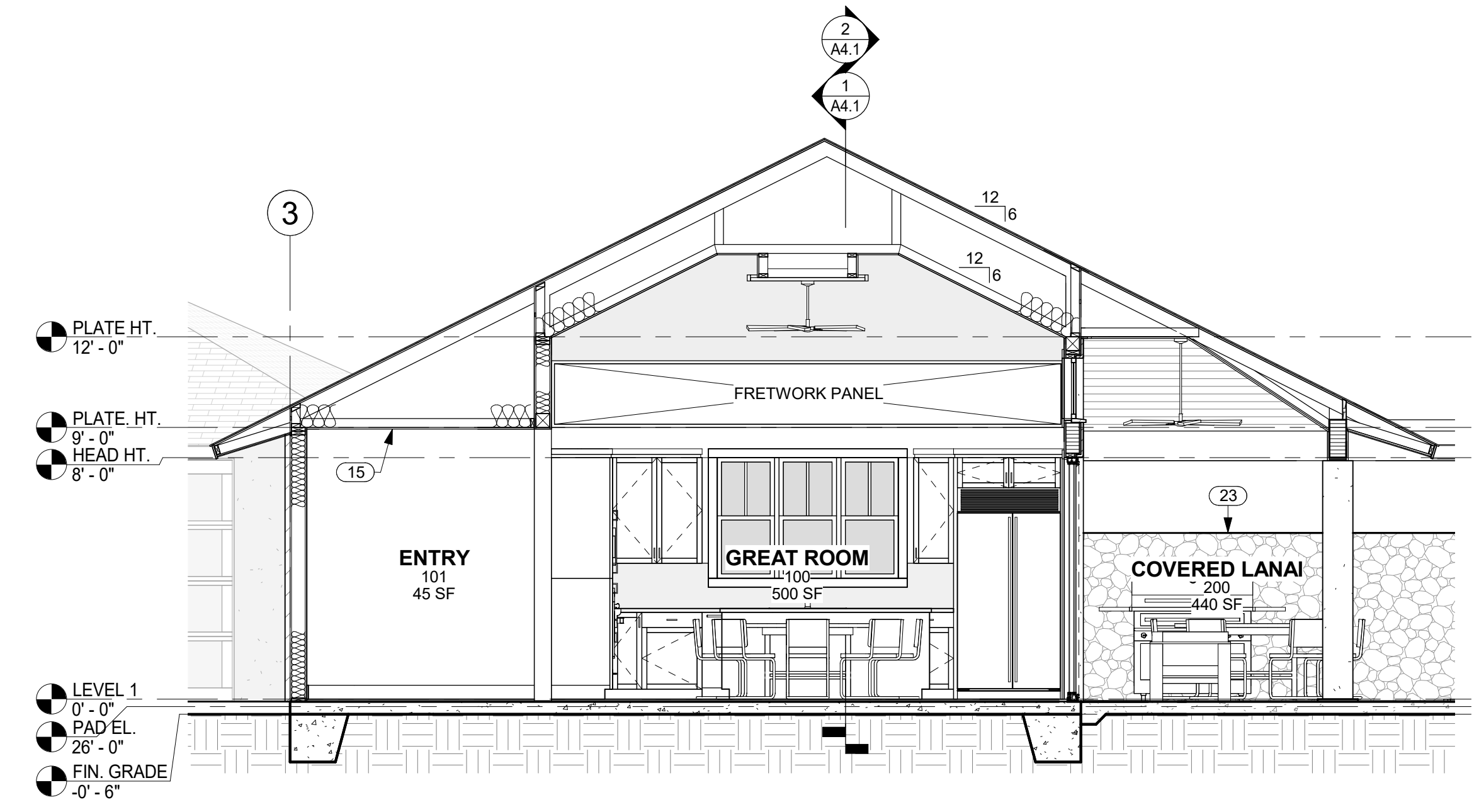
SHEET
BUILDING SECTIONS

SHEET

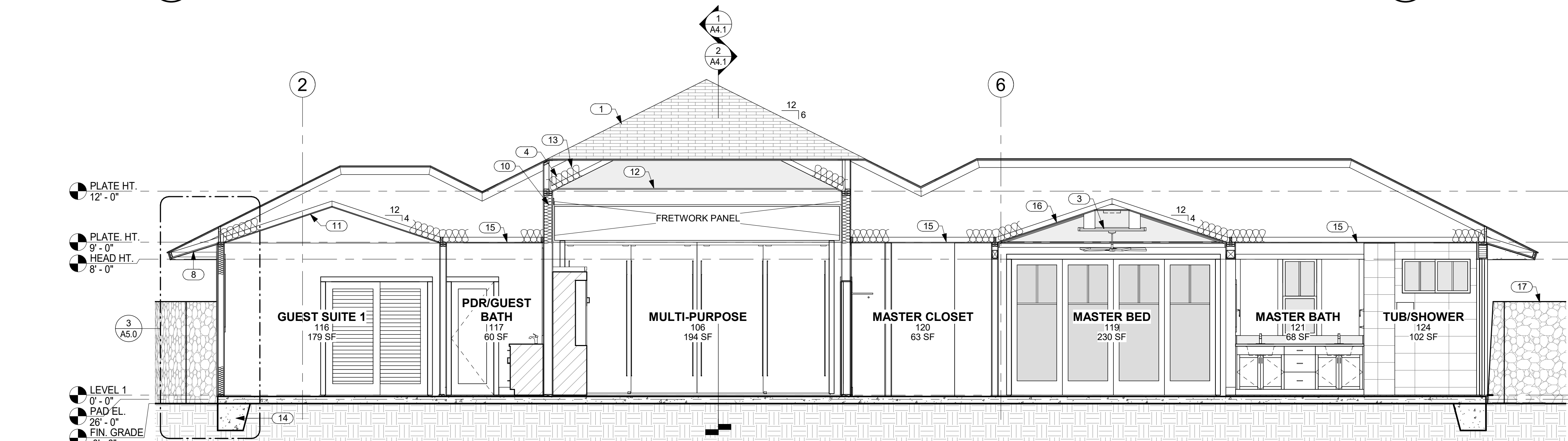
A4.0



1 SECTION THRU GREAT ROOM AND COVERED LANAIS LOOKING EAST
A4.0 SCALE: 3/8" = 1'-0"

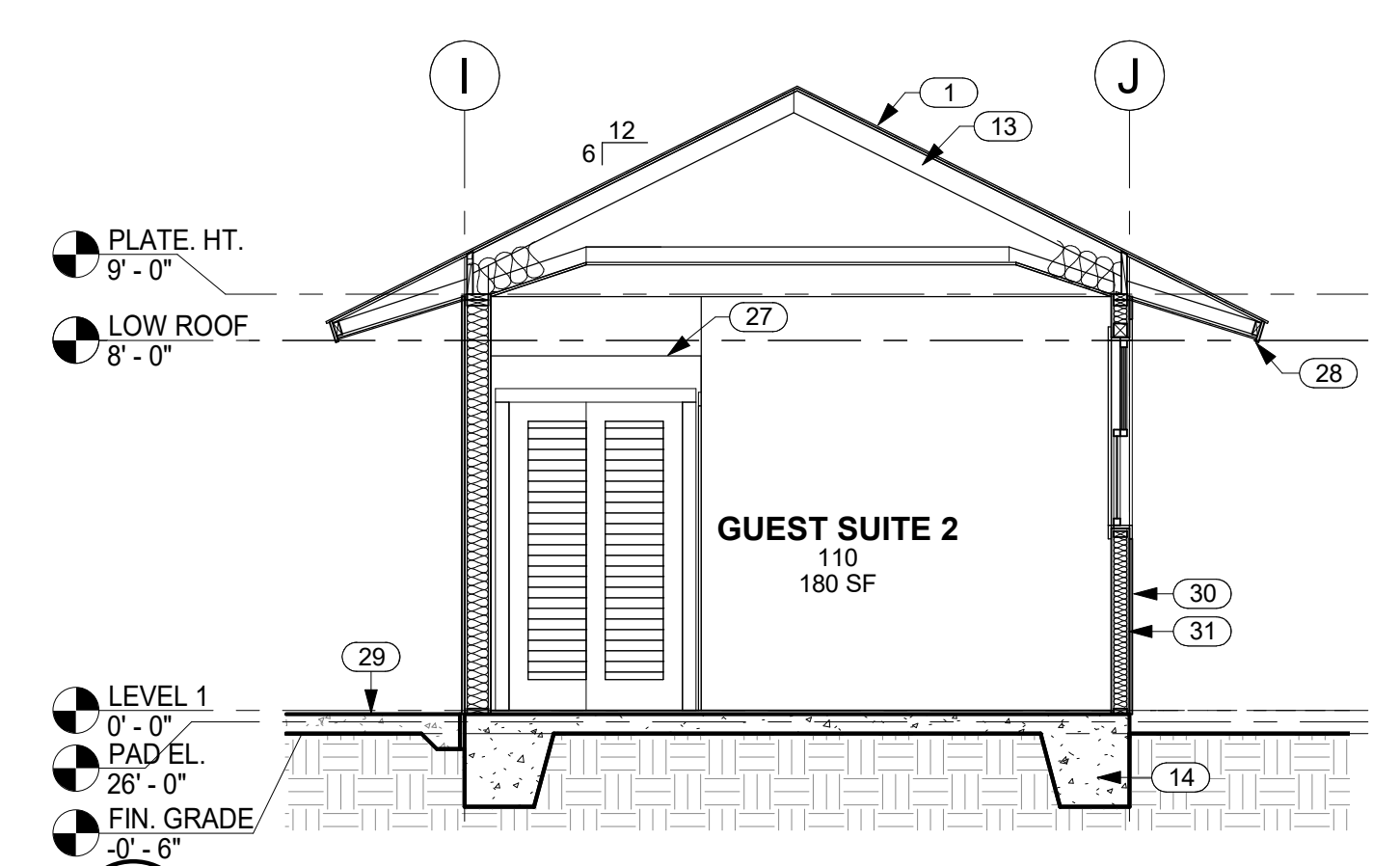


2 SECTION THRU GREAT ROOM, COVERED LANAI AND PANTRY LOOKING EAST
A4.0 SCALE: 1/4" = 1'-0"

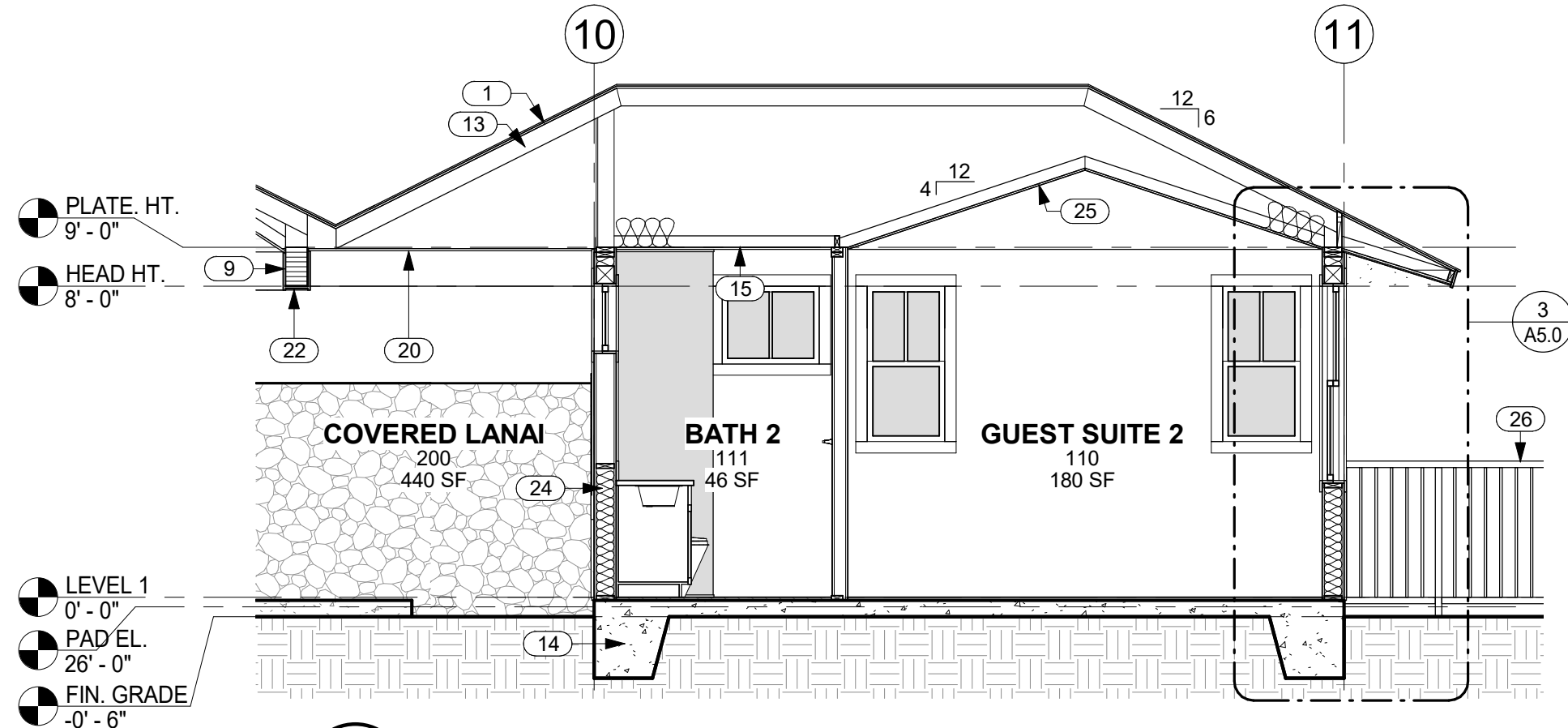


3 BUILDING SECTION LOOKING EAST
A4.0 SCALE: 1/4" = 1'-0"

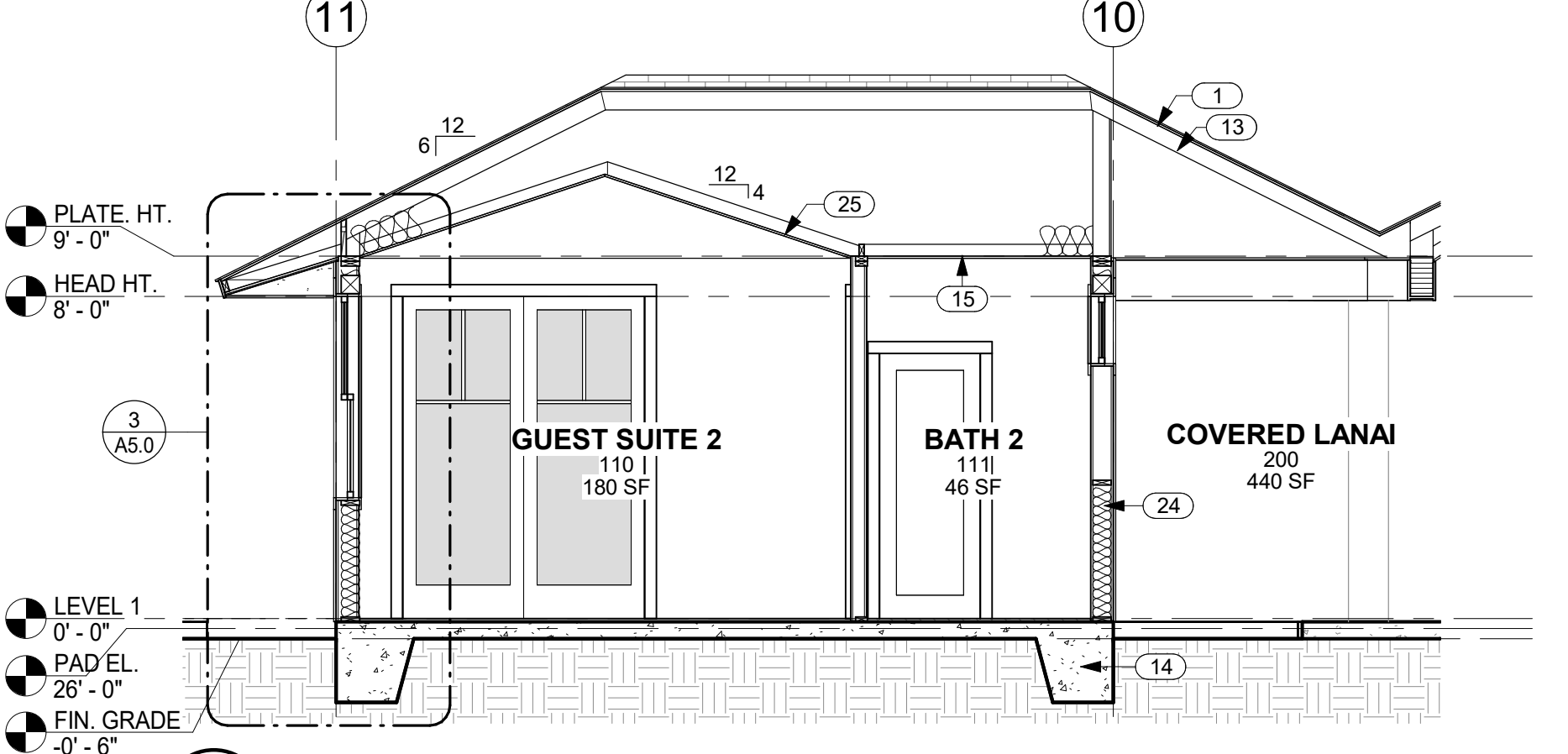
NO.	NOTE
1	SYNTHETIC POLYMER SHINGLE "BORAL GRAPHITE CR 733" BY INSPIRE.
2	PREMANUFACTURED TRUSSES.
3	FRETWORK PANEL.
4	FACED BATT INSULATION R-30 @ CEILINGS TYP.
5	VENT HOLES IN SHEATHING.
6	BLOCKING BETWEEN TRUSSES.
7	VENT HOLES IN BLOCKING.
8	EAVES: 3/8" STUCCO ON 5/8" DENSGLASS TYP.
9	BEAM SEE STRUCTURAL.
10	FACED BATT INSULATION R-19 @ WALLS TYP.
11	5/8" GYP. BD. VAULTED CEILING 4/12 SLOPE.
12	5/8" GYP. BD. VAULTED CEILING W/ GRASS CLOTH AND STAINED WOOD TRIM 6/12 SLOPE.
13	PREMANUFACTURED TRUSSES.
14	CONCRETE SLAB AND FOOTING SEE STRUCTURAL.
15	5/8" GYP. BD. CEILING @ 9'-0" A.F.F.
16	5/8" GYP. BD. VAULTED CEILING W/ GRASS CLOTH AND STAINED WOOD TRIM 4/12 SLOPE.
17	6'-0" HIGH FROM FINISH GRADE A/A LAVA ROCK WALL SCREENS SHOWER GARDEN.
18	ANODIZED ALUMINUM DOUBLE GLAZED WINDOWS.
19	ALUMINUM CLAD WOOD DOOR.
20	SOFFITS: 1 X 6 T&G CEDAR W/ CLEAR FINISH TYP.
21	ANODIZED ALUMINUM SINGLE GLAZED SLIDING DOORS.
22	EXTERIOR BEAM CLADDING 1 X T.K. CEDAR SEE EXTERIOR FINISH SCHEDULE FOR FINISH.
23	6'-0" HIGH FROM FINISH GRADE A/A LAVA ROCK WALL.
24	2 X 6 FRAMING.
25	5/8" GYP. BD. VAULTED CEILING 4/12 SLOPE @ GUEST SUITES.
26	4" HIGH SQUARE TUBE W/ SQUARE PICKETS @ 4" O.C. BAKED ENAMEL FENCE AND SELF CLOSING, SELF LATCHING GATE BY MAJESTIC FENCE COMPANY SCREENS POOL AREA.
27	TOP OF CLOSET WALL @ +7'-8" A.F.F.
28	1 X T.K. W.R. CEDAR FASCIA W/ SEMI TRANSPARENT STAIN TYP.
29	SALTED AND STAINED CONCRETE LANAIS, WALKWAYS AND EXTERIOR SLABS.
30	5/8" BRECKINRIDGE SIDING.
31	1 X 2 CEDAR BATTS @ 16" O.C.



4 SECTION THRU GUEST SUITE 2 LOOKING NORTH
A4.0 SCALE: 1/4" = 1'-0"



5 SECTION THRU GUEST SUITE 2 LOOKING EAST
A4.0 SCALE: 1/4" = 1'-0"



6 SECTION THRU GUEST SUITE 2 LOOKING WEST
A4.0 SCALE: 1/4" = 1'-0"



THIS WORK WAS PREPARED BY ME OR UNDER MY SUPERVISION. CONSTRUCTION OF THIS PROJECT WILL BE UNDER MY OBSERVATION.

SIGNATURE
EXPIRATION 4/30/24

GENERAL CONTRACTOR:

REVISIONS	DESCRIPTION	DATE
1	ISSUE FOR PERMIT	11/12/22
2	FOR SET	11/12/22

SINGLE FAMILY RESIDENCE
LOT 23 NOHEA, PHASE 1
 TMK: 3-6-8-043:023
 NOHEA AT MAUNA LANI, LLC
 16130 VENTURA BLVD. STE 510
 ENCINO, CA 91436 2538
 PH: 805-494-7704 FAX: 805-494-1226

CRAIG MONAGHAN, ARCHITECT
 4522 LOWER DR. LAKE OSWEGO, OR 97035
 PH: 503-522-9000
 monaghan.craig@gmail.com

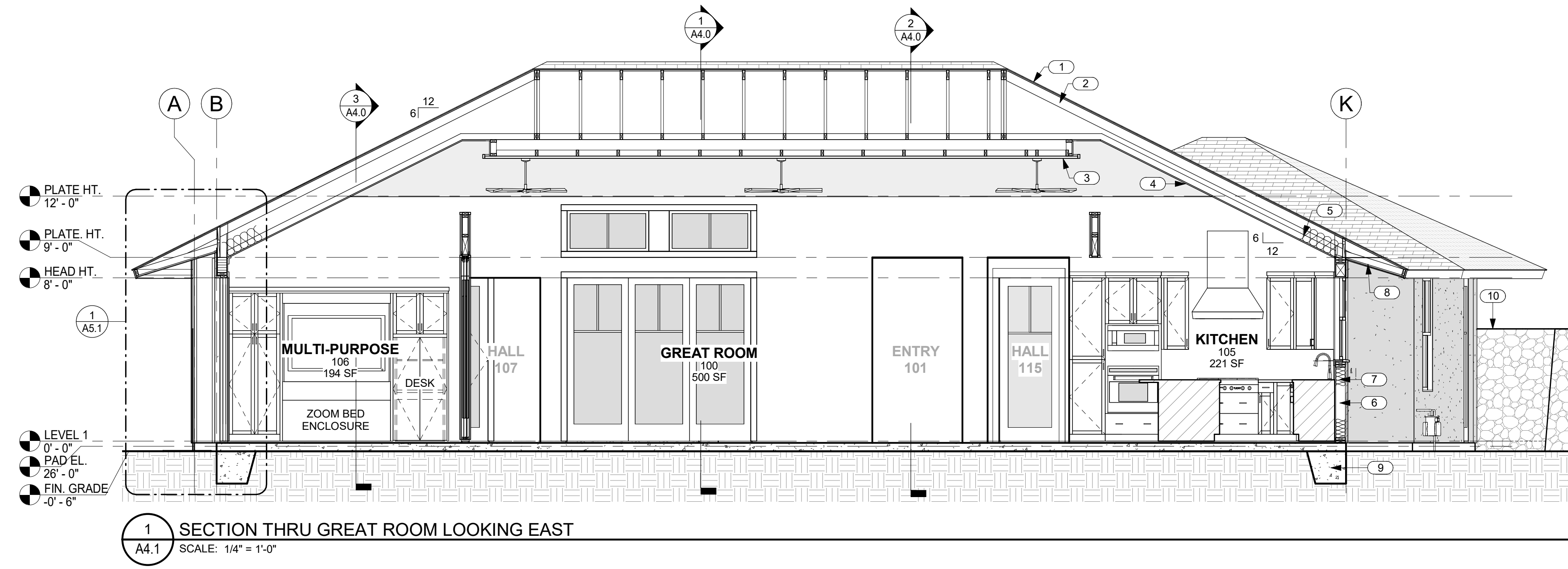
DATE 9/21/23

SCALE As indicated

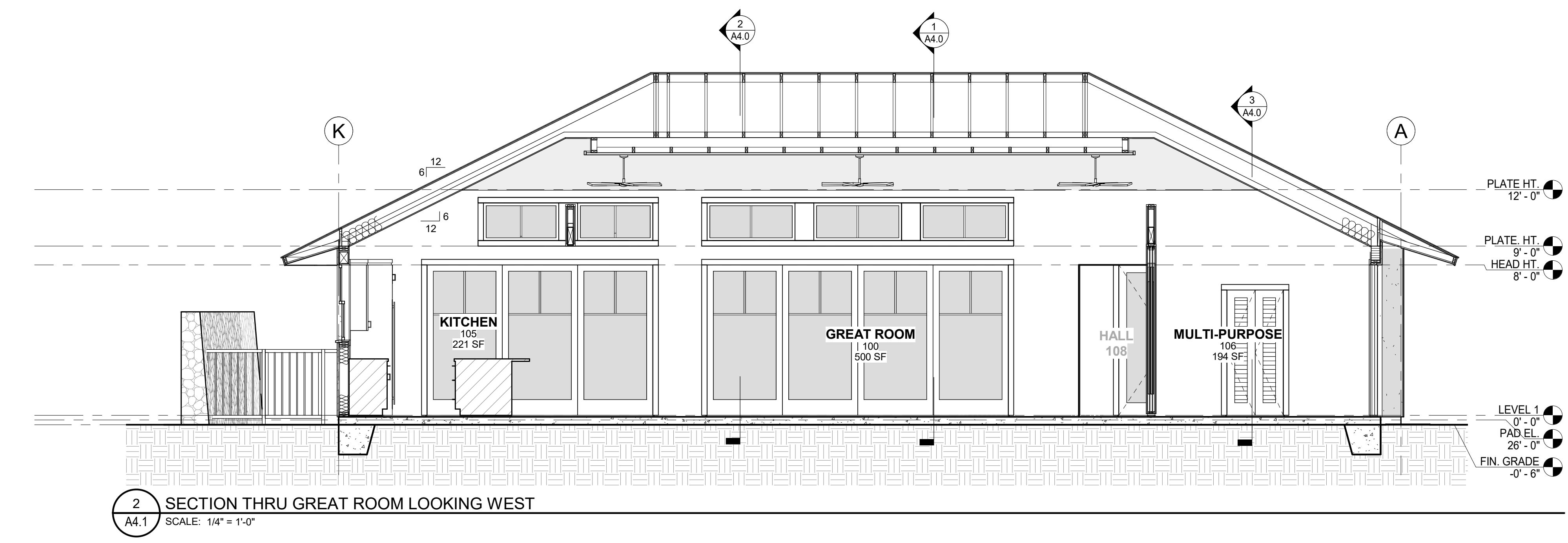
SHEET
BUILDING SECTIONS

SHEET

A4.1

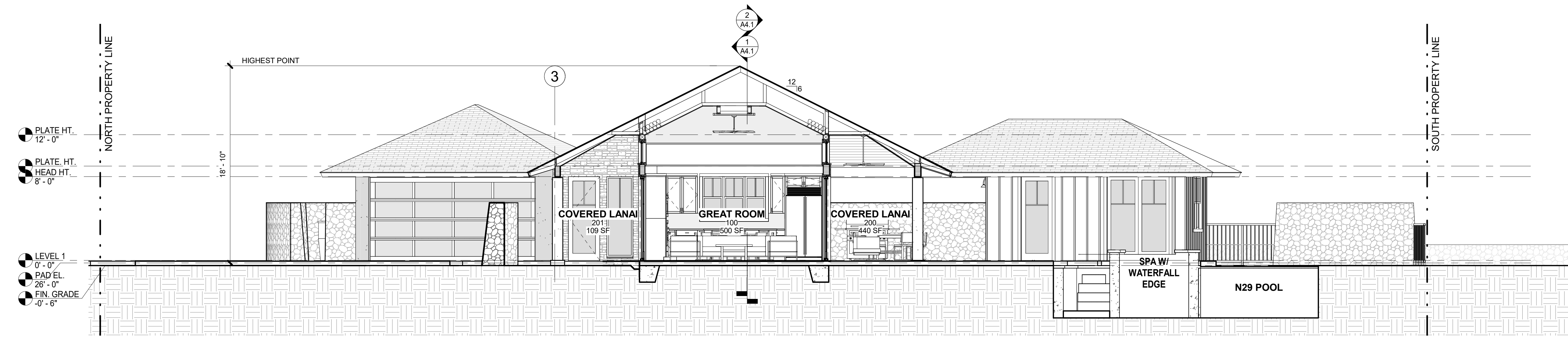


1 SECTION THRU GREAT ROOM LOOKING EAST
 A4.1 SCALE: 1/4" = 1'-0"



2 SECTION THRU GREAT ROOM LOOKING WEST
 A4.1 SCALE: 1/4" = 1'-0"

NO.	NOTE
1	SYNTHETIC POLYMER SHINGLE "BORAL GRAPHITE CR 733" BY INSPIRE.
2	PREMANUFACTURED TRUSSES.
3	FRETWORK PANEL.
4	5/8" GYP. BD. VAULTED CEILING W/ GRASS CLOTH AND STAINED WOOD TRIM 6/12 SLOPE.
5	FACED BATT INSULATION R-30 @ CEILINGS TYP.
6	2 X 6 FRAMING.
7	FACED BATT INSULATION R-19 @ WALLS TYP.
8	EAVES: 3/8" STUCCO ON 5/8" DENSGLOSS TYP.
9	CONCRETE SLAB AND FOOTING SEE STRUCTURAL
10	6'-0" HIGH FROM FINISH GRADE A/A LAVA ROCK WALL.



3 SITE SECTION
 A4.1 SCALE: 3/16" = 1'-0"



THIS WORK WAS PREPARED BY ME OR UNDER MY SUPERVISION. CONSTRUCTION OF THIS PROJECT WILL BE UNDER MY OBSERVATION.

SIGNATURE
EXPIRATION 4/30/24

GENERAL CONTRACTOR:

REVISIONS	NO.	DESCRIPTION	DATE
	1	ISSUE FOR PERMIT	11/11/22
	2	PERMIT REV. #1	9/19/23

SINGLE FAMILY RESIDENCE
LOT 23 NOHEA, PHASE 1
TMK: 3-6-8-043:023
 NOHEA AT MAUNA LANI, LLC
 16130 VENTURA BLVD. STE 510
 ENCINO, CA 91436 2538
 PH: 805-494-7704 FAX: 805-494-1226

CRAIG MONAGHAN, ARCHITECT
 4522 LOWER DR. LAKE OSWEGO, OR 97035
 PH: 503-522-9000
 monaghan.craig@gmail.com

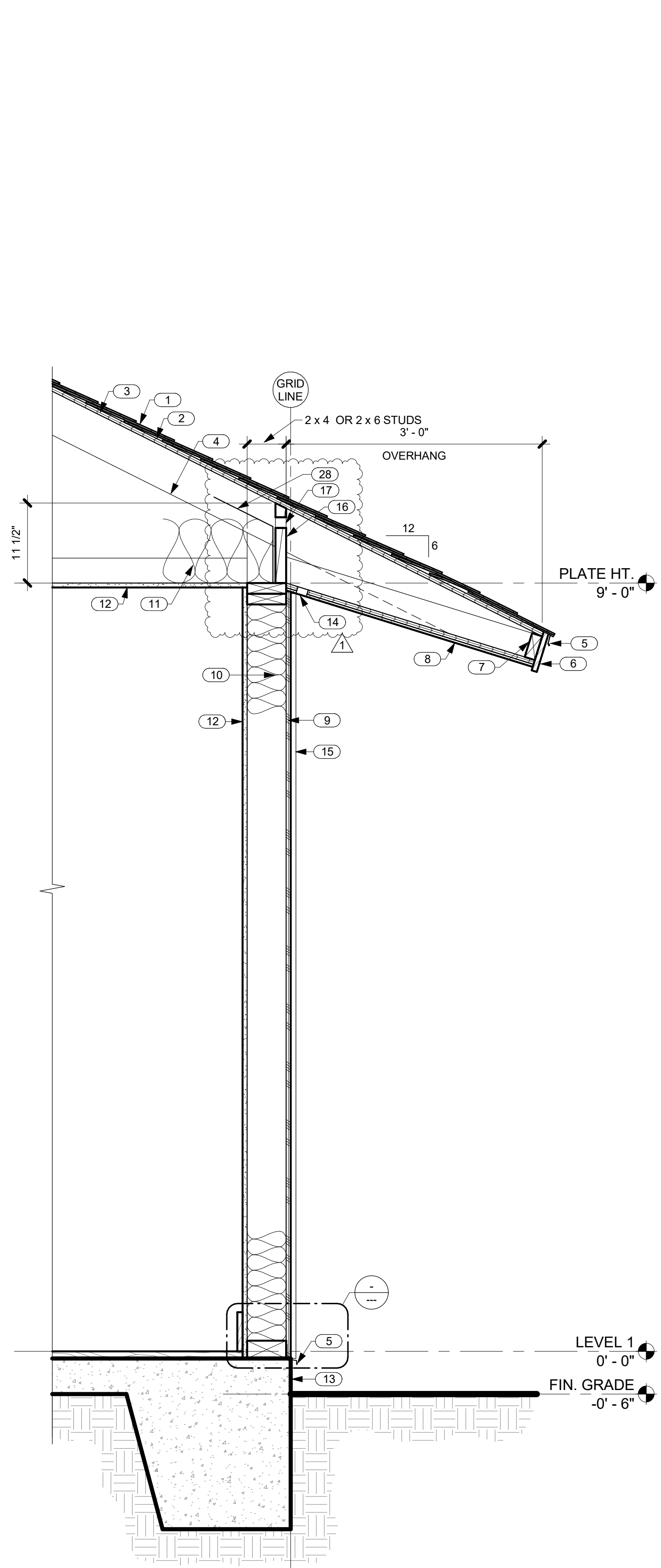
DATE 9/21/23

SCALE 1" = 1'-0"

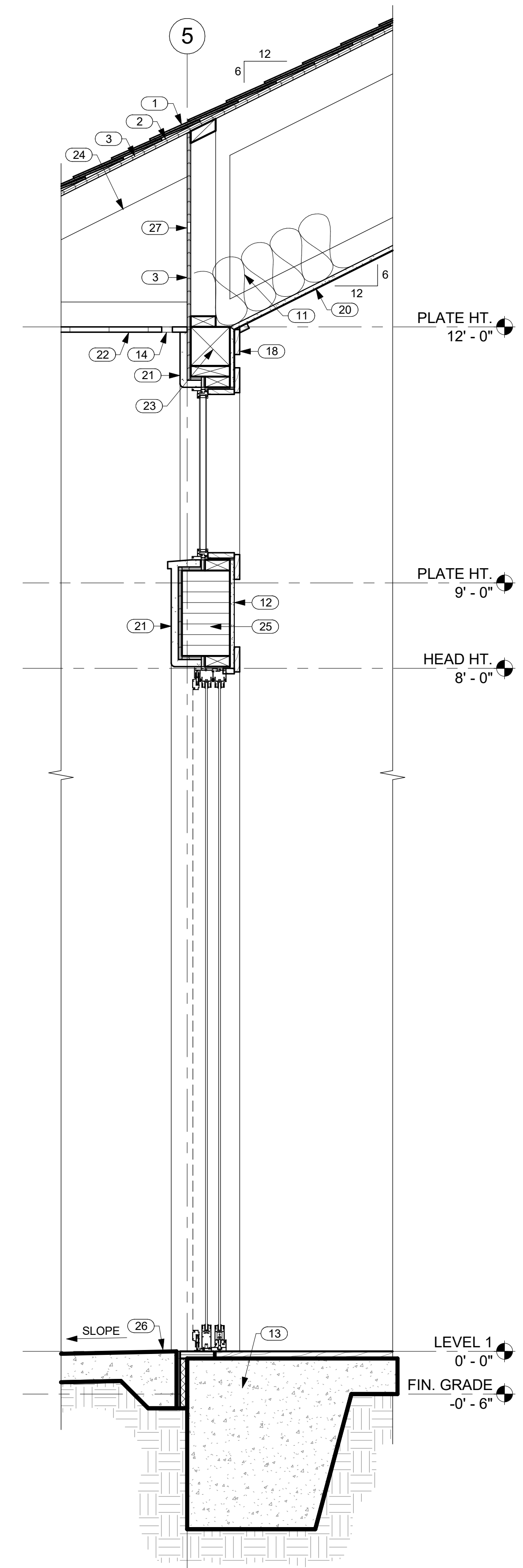
SHEET
WALL SECTIONS

SHEET
A5.0

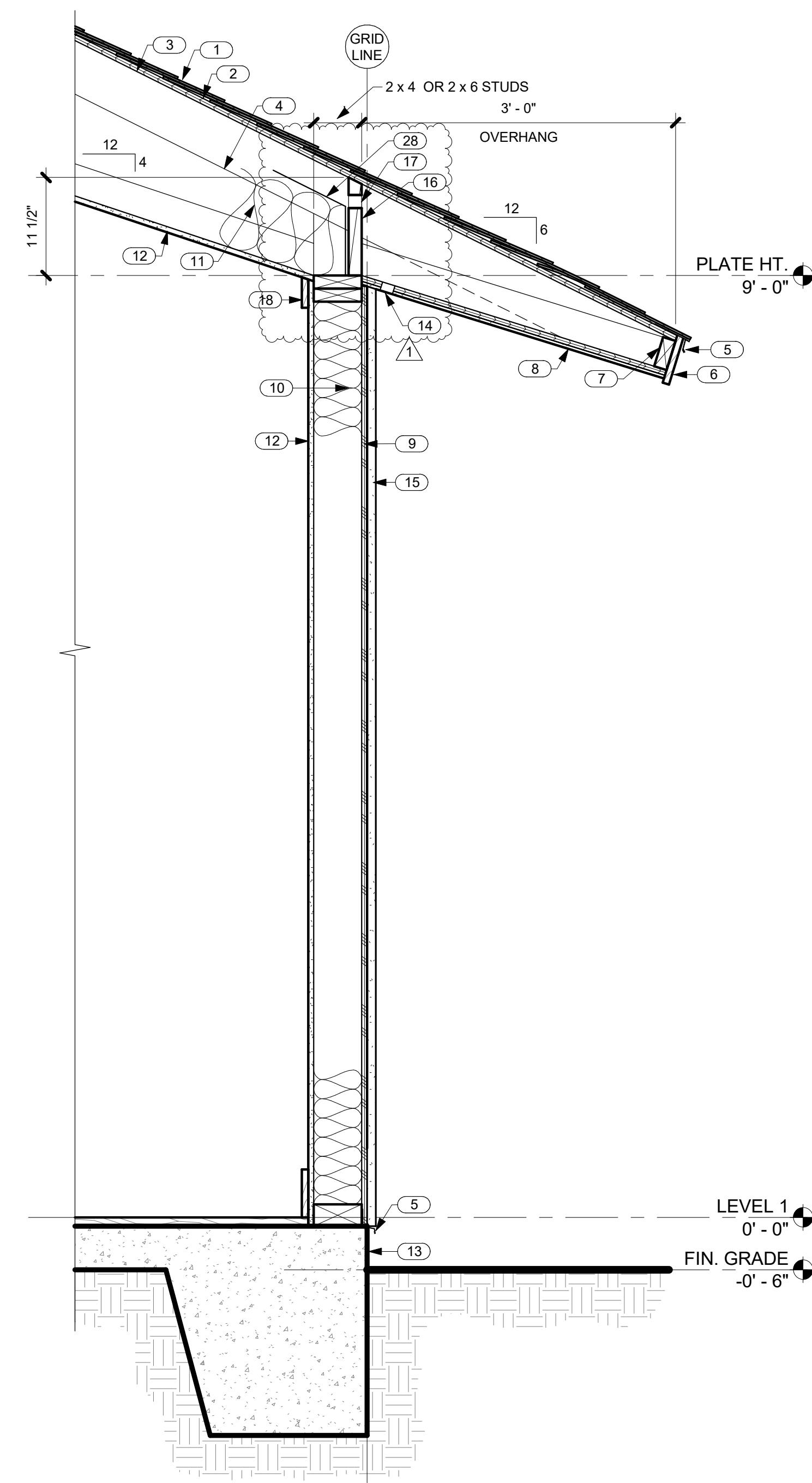
NO.	NOTE
1	SYNTHETIC POLYMER SHINGLE "BORAL GRAPHITE CR 733" BY INSPIRE.
2	MEMBRANE, 40 MIL. HIGH TEMPERATURE PEEL AND STICK.
3	SHEATHING SEE STRUCTURAL.
4	PREMANUFACTURED TRUSSES.
5	DRIP EDGE.
6	1 X T.K.W.R. CEDAR FASCIA W/ SEMI TRANSPARENT STAIN TYP.
7	2 X 4 SUB FASCIA.
8	EAVES: 3/8" STUCCO ON 5/8" DENSGLASS TYP.
9	5/8" BRECKINRIDGE SIDING.
10	FACED BATT INSULATION R-19 @ WALLS TYP.
11	FACED BATT INSULATION R-30 @ CEILINGS TYP.
12	5/8" GYP. BD.
13	CONCRETE SLAB AND FOOTING SEE STRUCTURAL.
14	1 1/2" CONTINUOUS SCREENED VENT SLOT. PLASTIC PER NOHEA REC. CENTER.
15	1 X 2 CEDAR BATTS @ 16" O.C.
16	BLOCKING BETWEEN TRUSSES.
17	VENT HOLES IN BLOCKING.
18	STAINED WOOD TRIM.
19	2 X 6 FRAMING.
20	5/8" GYP. BD. W/ GRASS CLOTH.
21	1" STUCCO ON LATH OVER VAPOR BARRIER (LIGHT COLOR).
22	SOFFITS: 1 X 6 T&G CEDAR W/ CLEAR FINISH TYP.
23	HEADER SEE STRUCTURAL.
24	PREMANUFACTURED TRUSSES.
25	BEAM SEE STRUCTURAL.
26	SALTED AND STAINED CONCRETE LANAIS, WALKWAYS AND EXTERIOR SLABS.
27	VENT HOLES IN SHEATHING.
28	EAVE BAFFLE PER IECC R402.2.3



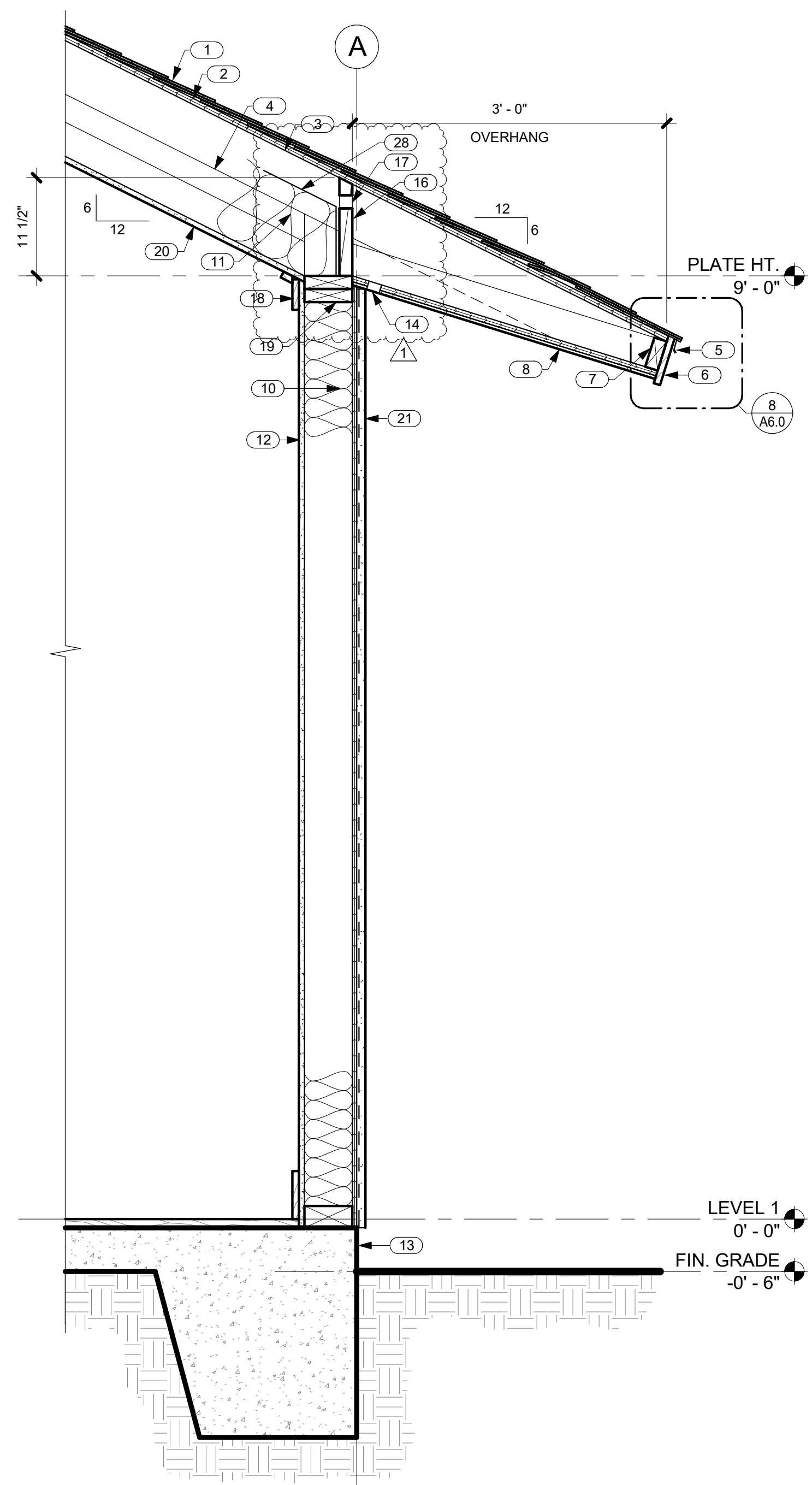
1 TYP. WALL SECTION @ SIDING W/ FLAT CEILING
 A5.0 SCALE: 1" = 1'-0"



2 SECTION THRU GREAT ROOM @ LANAI
 A5.0 SCALE: 1" = 1'-0"



3 TYP. WALL SECTION @ GUEST SUITE BEDROOMS
 A5.0 SCALE: 1" = 1'-0"



4 SECTION THRU WEST WALL OF GREAT ROOM LOOKING NORTH
 A5.0 SCALE: 1" = 1'-0"



THIS WORK WAS PREPARED BY ME OR UNDER MY SUPERVISION. CONSTRUCTION OF THIS PROJECT WILL BE UNDER MY OBSERVATION.

SIGNATURE
EXPIRATION 4/30/24

GENERAL CONTRACTOR:

REVISIONS NO.	DESCRIPTION	DATE
1	ISSUE FOR PERMIT	11/11/22
2	PERMIT REV. #1	11/21/22
3		9/19/23

**SINGLE FAMILY RESIDENCE
LOT 23 NOHEA, PHASE 1**
TMK: 3-6-8-043:023
 NOHEA AT MAUNA LANI, LLC
 16130 VENTURA BLVD. STE 510
 ENCINO, CA 91436 2538
 PH: 805-494-7704 FAX: 805-494-1226

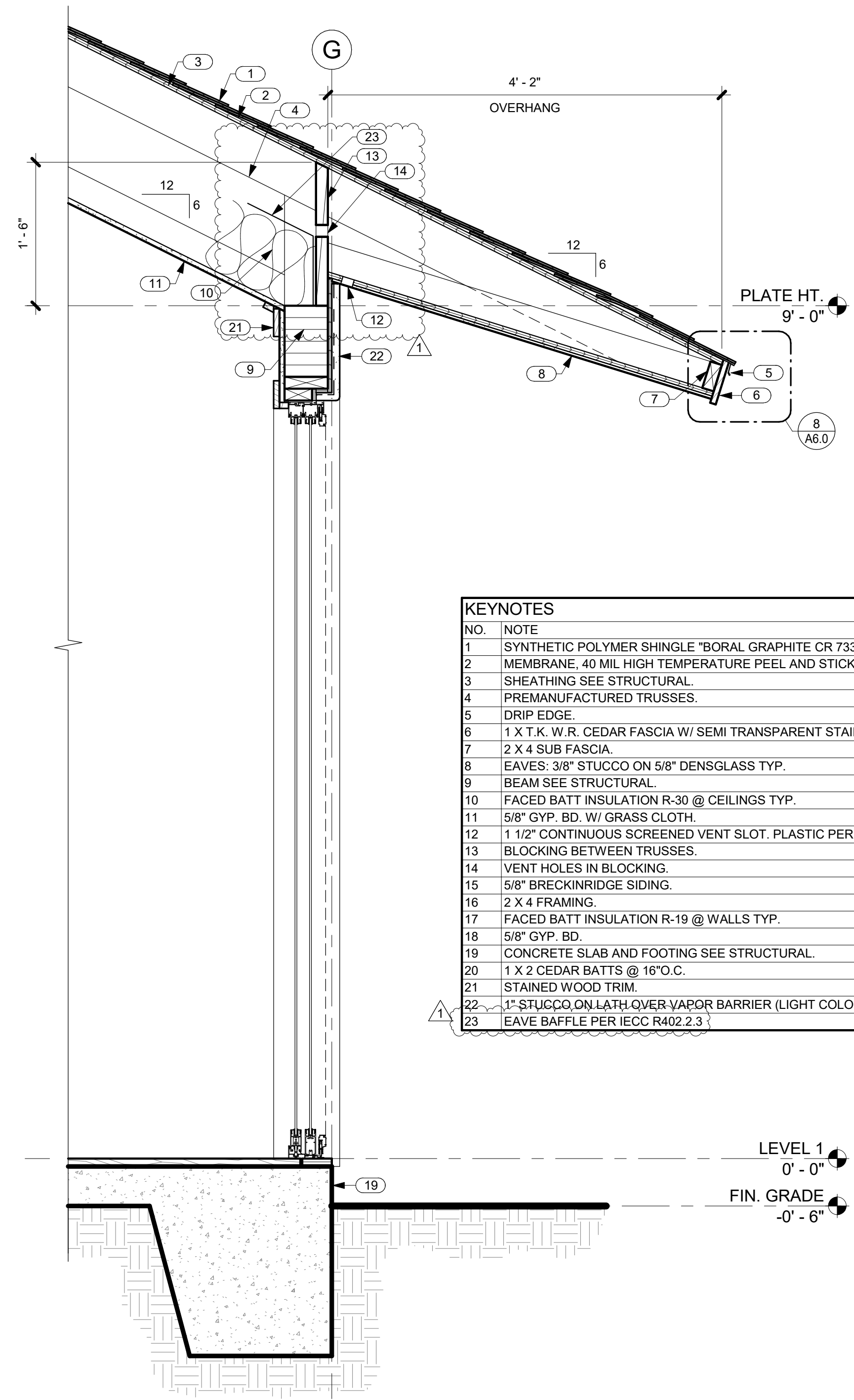
CRAIG MONAGHAN, ARCHITECT
 4522 LOWER DR. LAKE OSWEGO, OR 97035
 PH: 503-522-9000
 monaghan.craig@gmail.com

DATE 9/21/23

SCALE 1" = 1'-0"

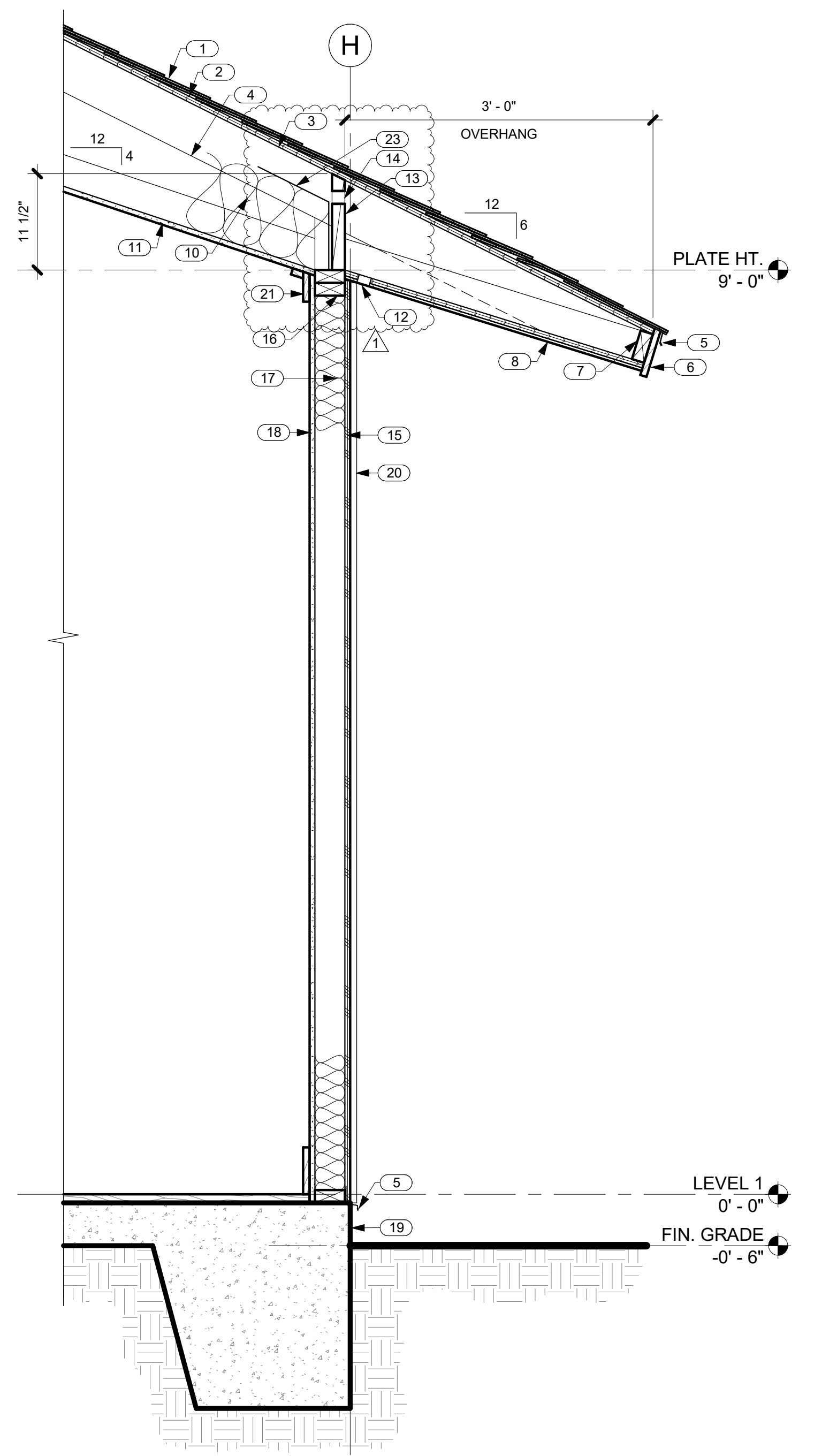
SHEET
**WALL
SECTIONS**

SHEET
A5.1



1 SECTION THRU MULTI-PURPOSE ROOM
 A5.1 SCALE: 1" = 1'-0"

NO.	NOTE
1	SYNTHETIC POLYMER SHINGLE "BORAL GRAPHITE OR 733" BY INSPIRE.
2	MEMBRANE, 40 MIL HIGH TEMPERATURE PEEL AND STICK.
3	SHEATHING SEE STRUCTURAL.
4	PREMANUFACTURED TRUSSES.
5	DRIP EDGE.
6	1 X 1 T.K. W.R. CEDAR FASCIA W/ SEMI TRANSPARENT STAIN TYP.
7	2 X 4 SUB FASCIA.
8	EAVES: 3/8" STUCCO ON 5/8" DENSGLOSS TYP.
9	BEAM SEE STRUCTURAL.
10	FACED BATT INSULATION R-30 @ CEILINGS TYP.
11	5/8" GYP. BD. W/ GRASS CLOTH.
12	1 1/2" CONTINUOUS SCREENED VENT SLOT. PLASTIC PER NOHEA REC. CENTER.
13	BLOCKING BETWEEN TRUSSES.
14	VENT HOLES IN BLOCKING.
15	5/8" BRECKINRIDGE SIDING.
16	2 X 4 FRAMING.
17	FACED BATT INSULATION R-19 @ WALLS TYP.
18	5/8" GYP. BD.
19	CONCRETE SLAB AND FOOTING SEE STRUCTURAL.
20	1 X 2 CEDAR BATTS @ 16" O.C.
21	STAINED WOOD TRIM.
22	1" STUCCO ON LATH OVER VAPOR BARRIER (LIGHT COLOR).
23	EAVE BAFFLE PER IECC R402.2.3.



2 SECTION THRU MASTER BEDROOM
 A5.1 SCALE: 1" = 1'-0"



THIS WORK WAS PREPARED BY ME OR UNDER MY SUPERVISION. CONSTRUCTION OF THIS PROJECT WILL BE UNDER MY OBSERVATION.

SIGNATURE
EXPIRATION 4/30/24

GENERAL CONTRACTOR:

REVISIONS	NO.	DESCRIPTION	DATE
	1	DESIGN SET	11/12/22
	2	ISSUE FOR PERMIT	11/12/22

SINGLE FAMILY RESIDENCE
LOT 23 NOHEA, PHASE 1
TMK: 3-6-8-043:023
 NOHEA AT MAUNA LANI, LLC
 16130 VENTURA BLVD. STE 510
 ENCINO, CA 91436 2538
 PH: 805-494-7704 FAX: 805-494-1226

CRAIG MONAGHAN, ARCHITECT
 4522 LOWER DR. LAKE OSWEGO, OR 97035
 PH: 503-522-9000
 monaghan.craig@gmail.com

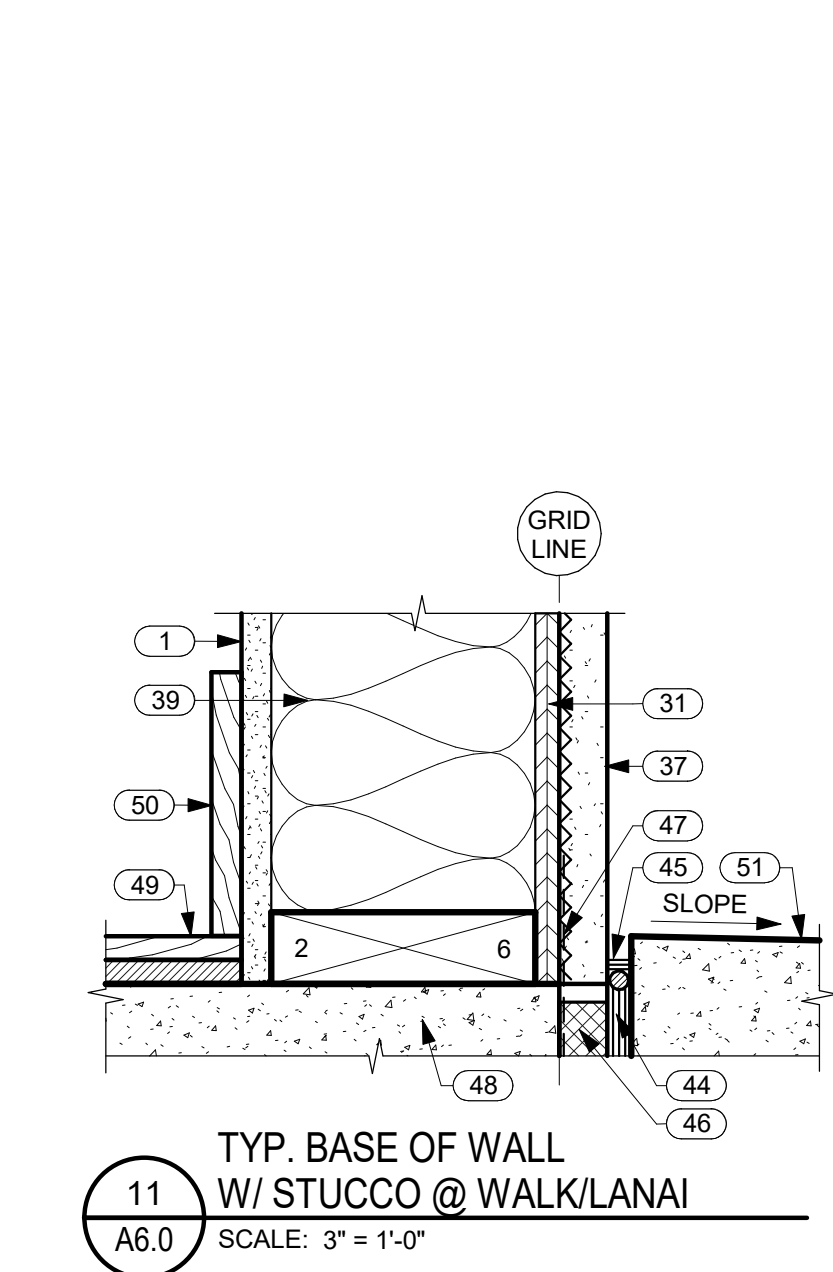
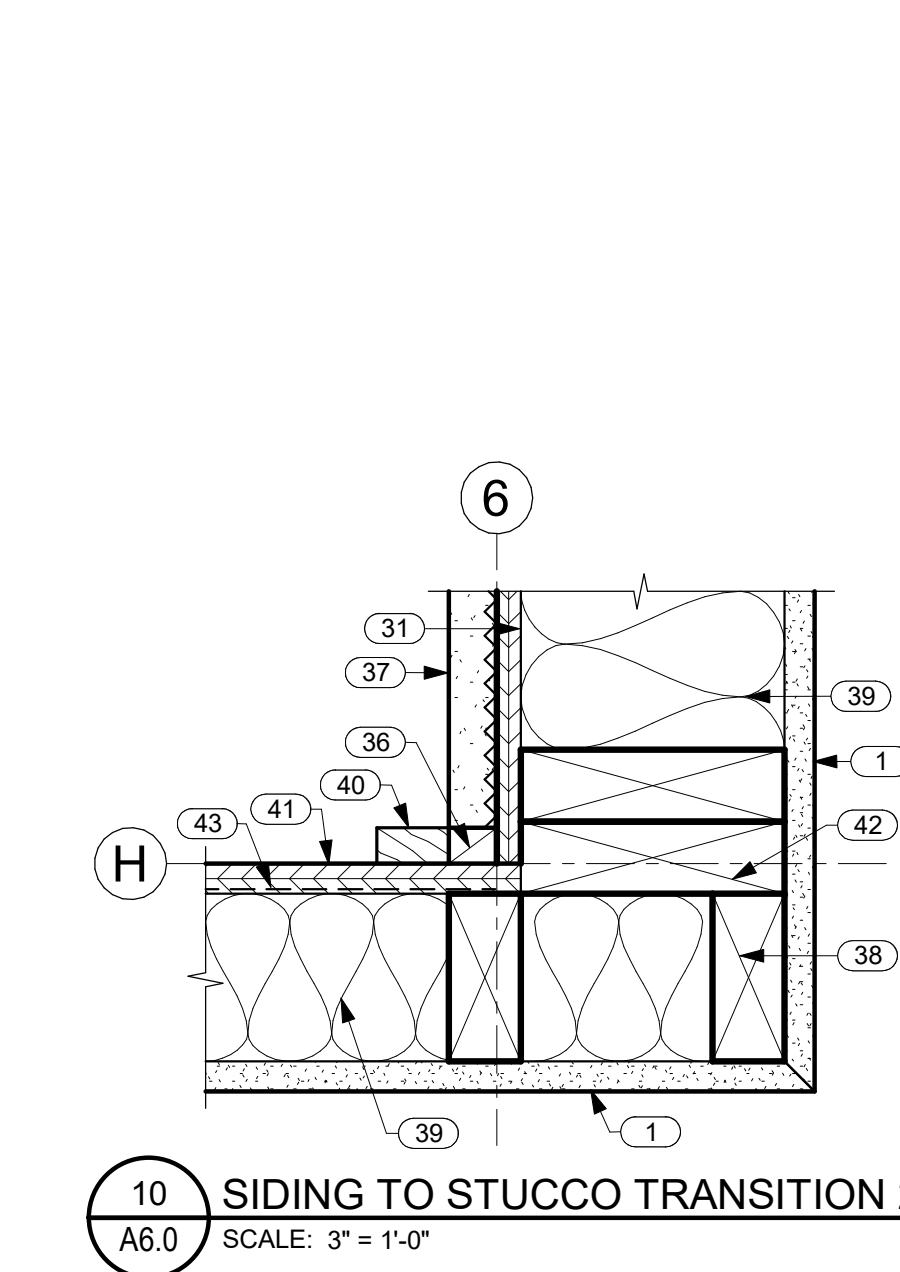
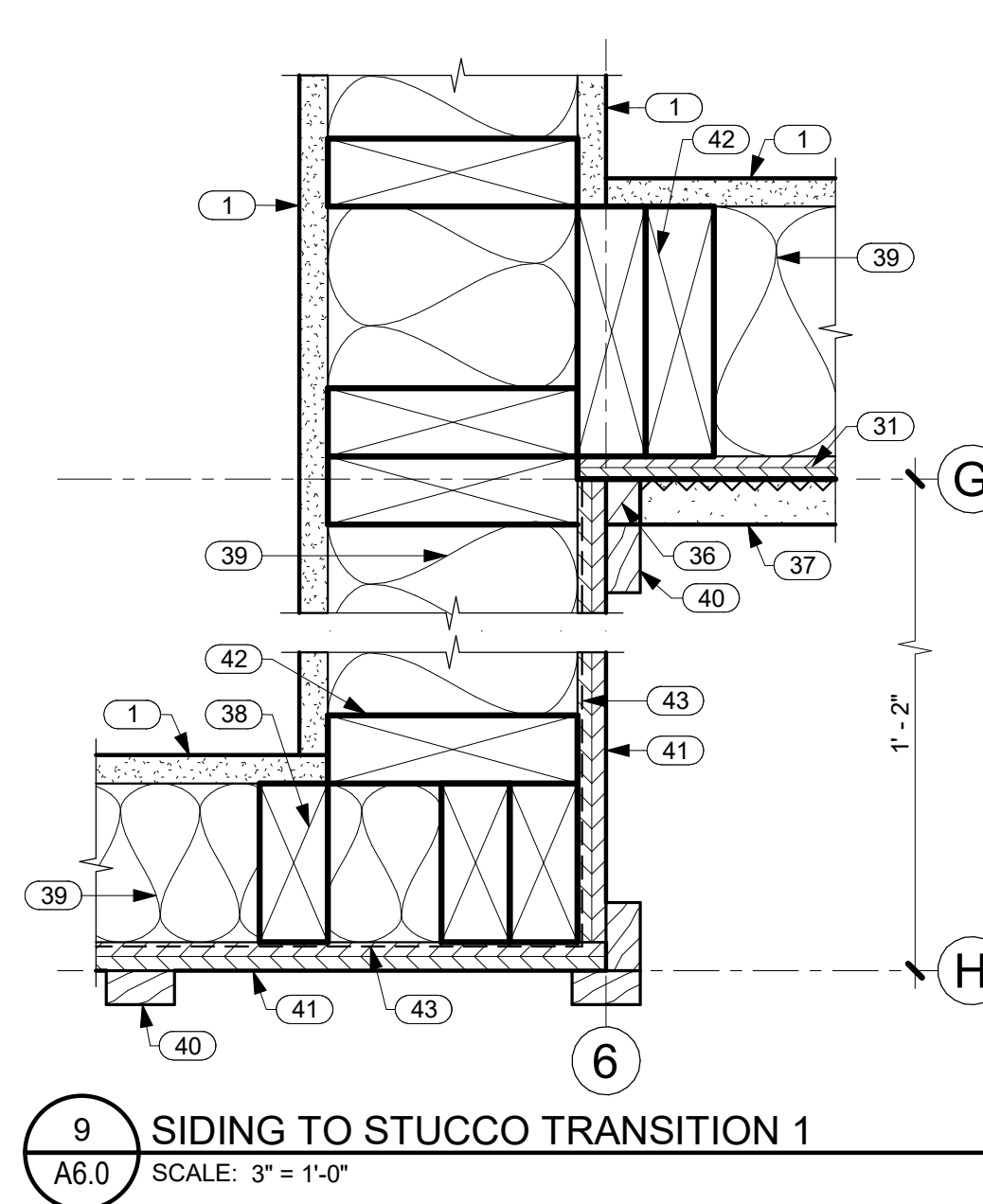
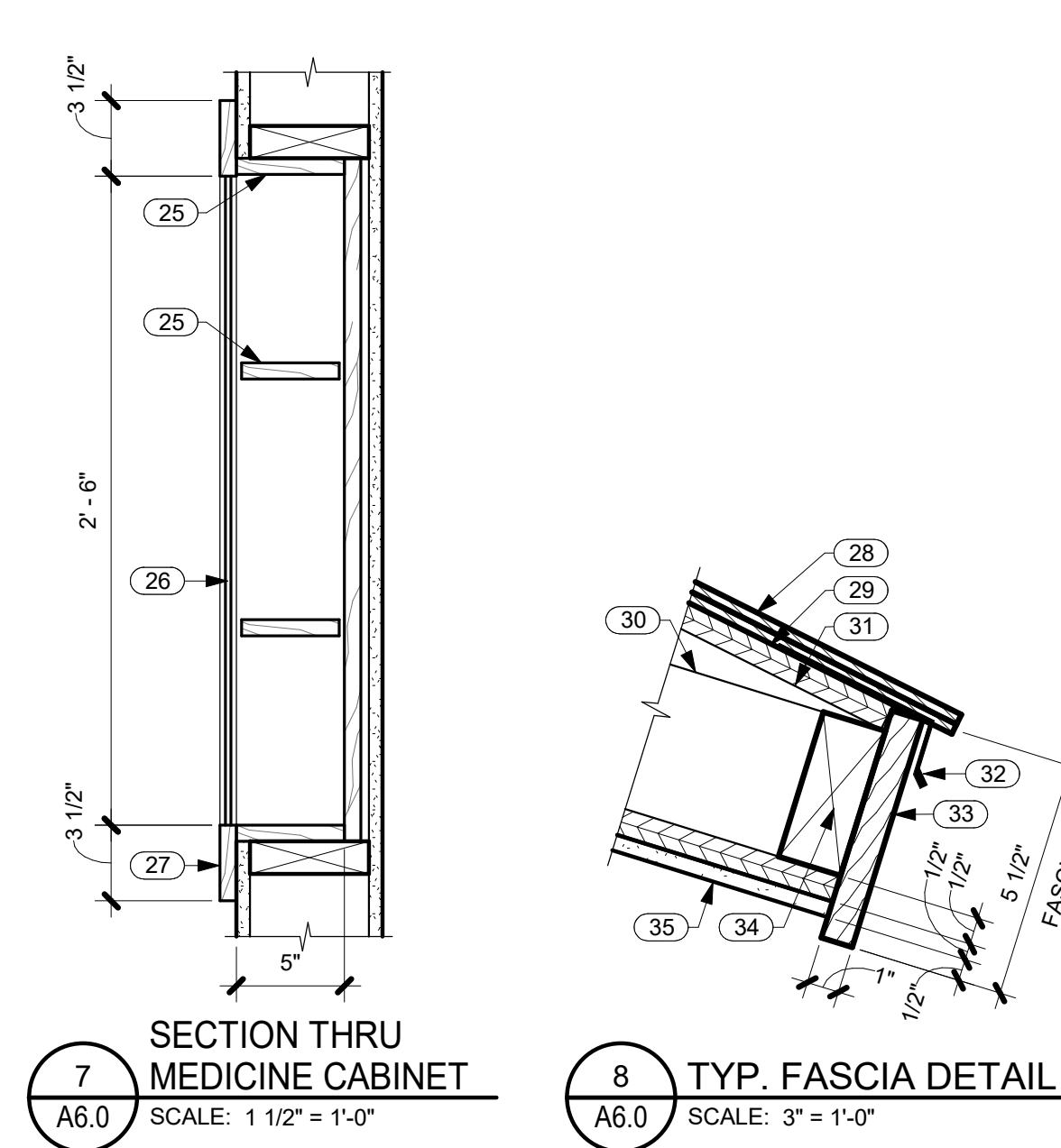
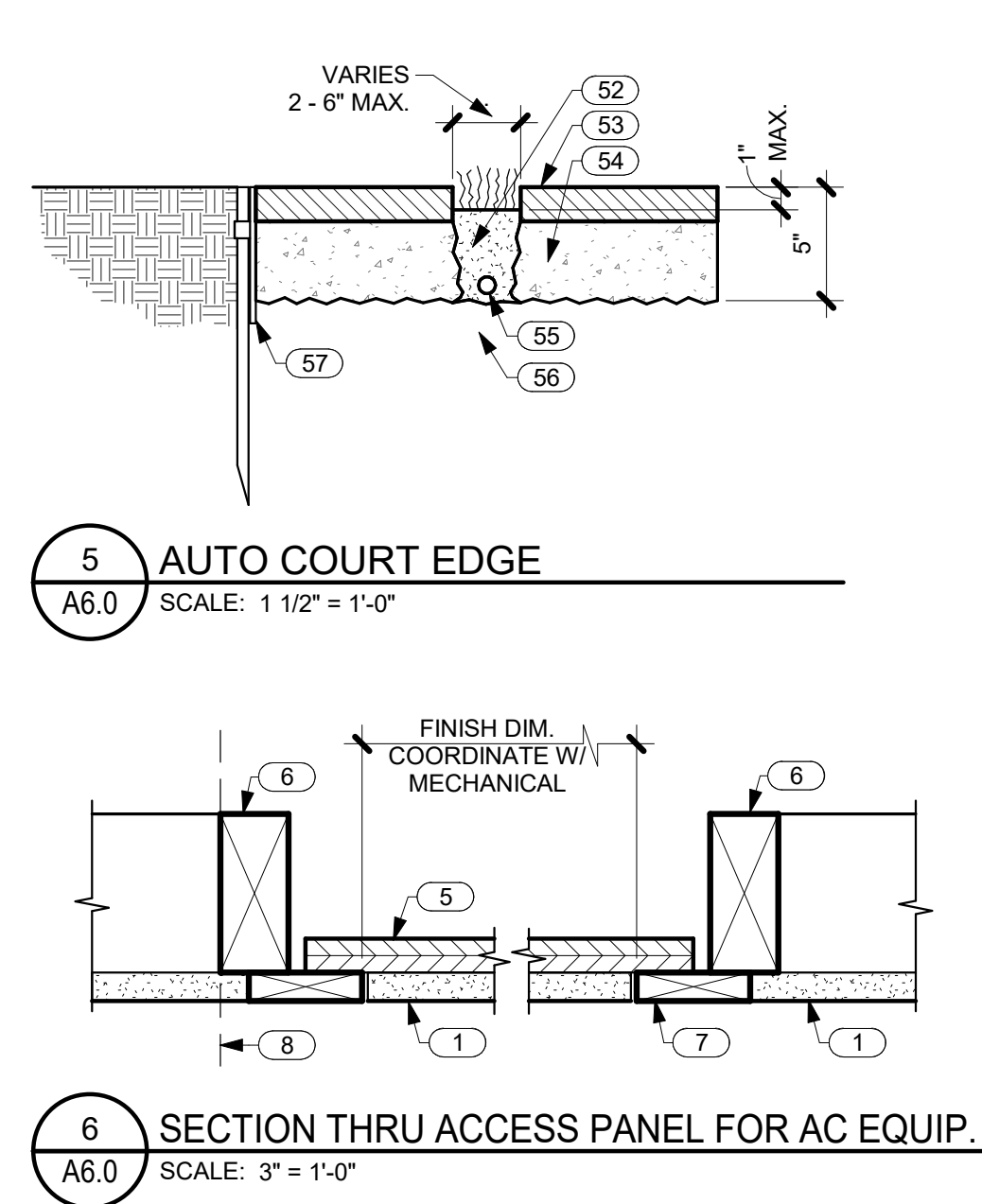
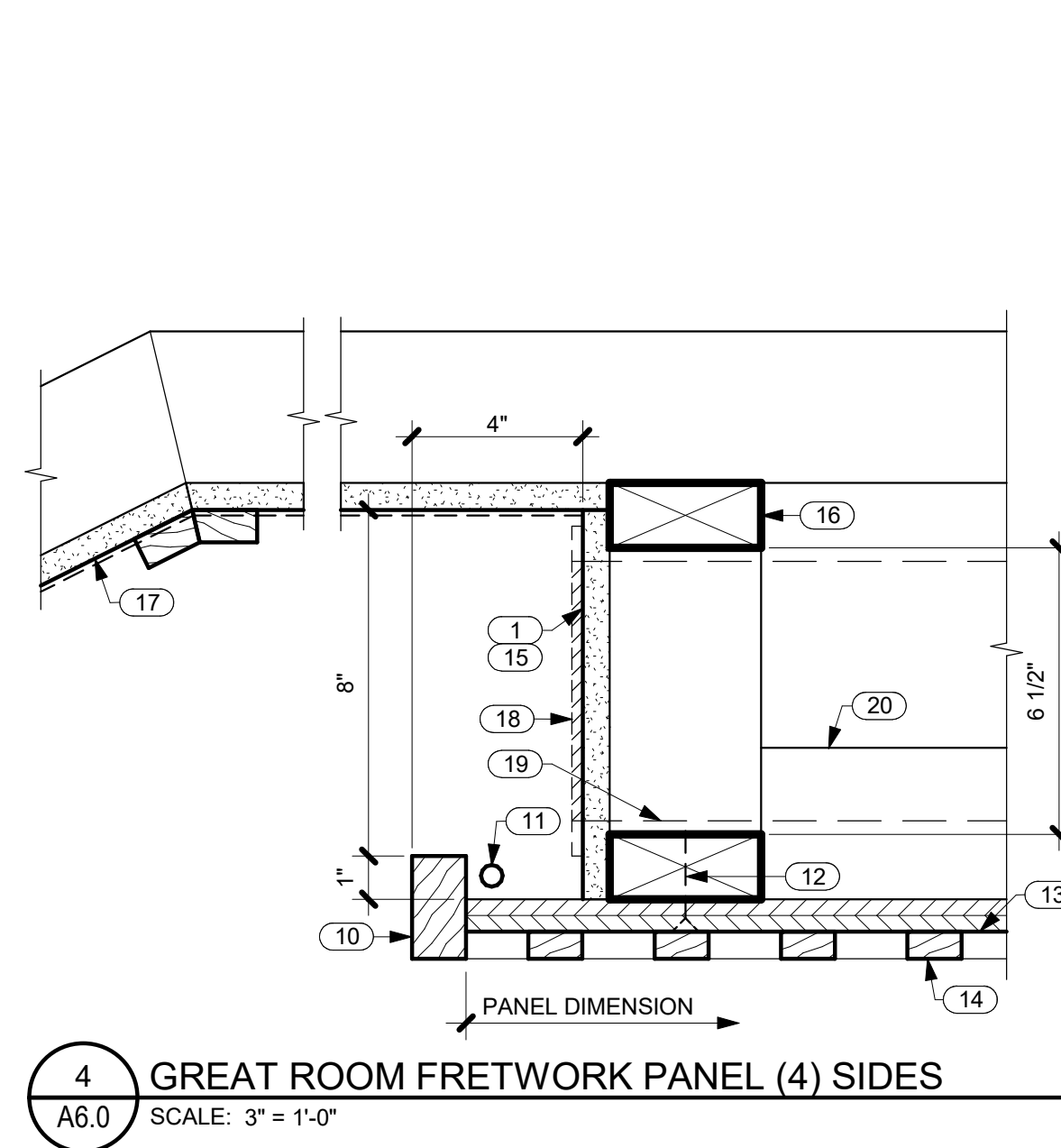
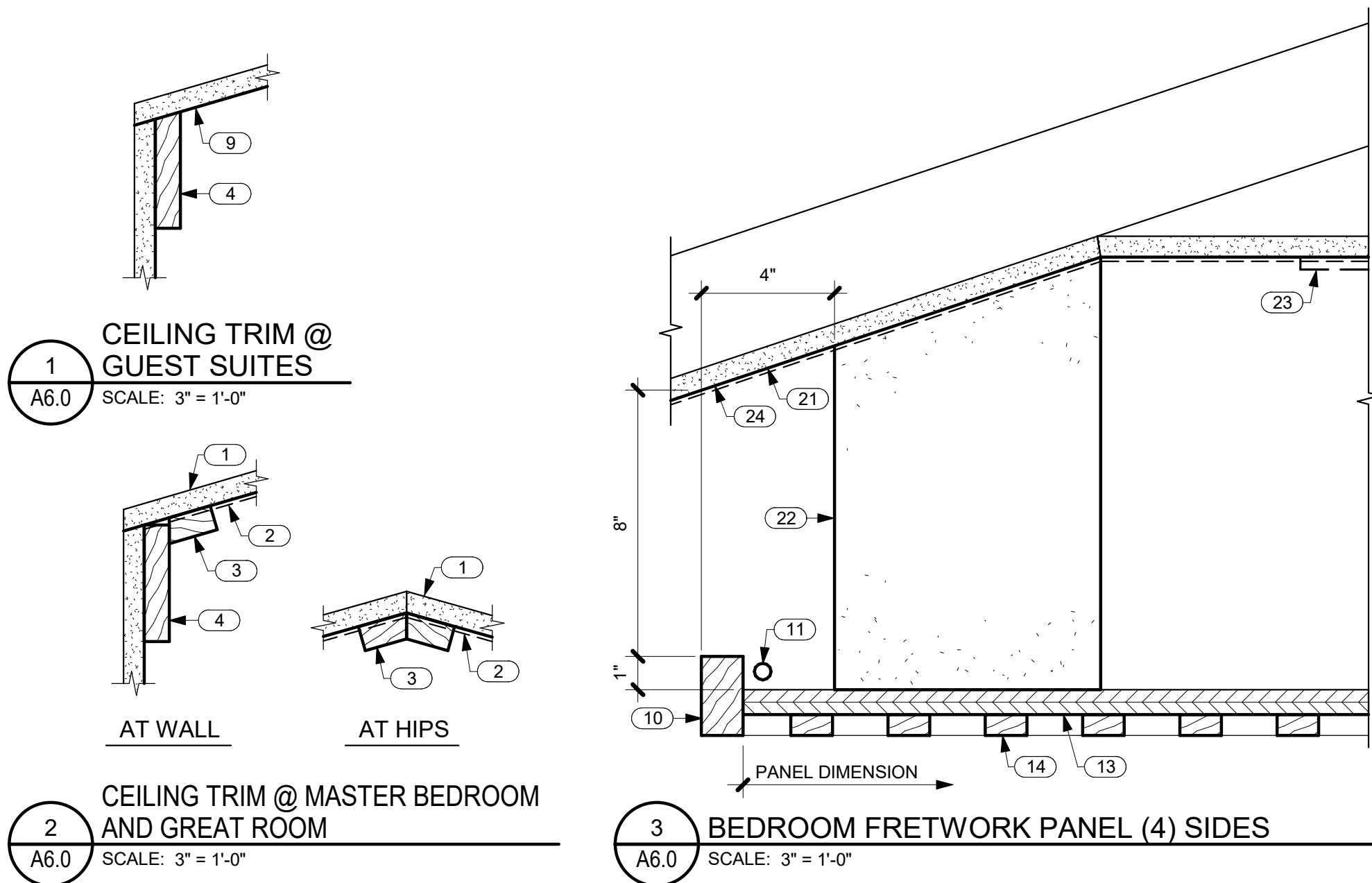
DATE 9/21/23

SCALE As indicated

SHEET **DETAILS**

SHEET

A6.0



NO.	NOTE
1	5/8" GYP. BD.
2	GRASS CLOTH.
3	3/4" X 1 1/2" TRIM.
4	3/4" X 3 1/2" TRIM.
5	3/4" PLYWOOD.
6	FRAMING.
7	5/8" THICK WOOD STRIPS W/ TAPED JOINTS @ GYP. BD. / WOOD STRIP TRANSITION.
8	FACE OF WALL IN (2) LOCATIONS @ GUEST SUITE 1.
9	5/8" GYP. BD. VAULTED CEILING 4/12 SLOPE.
10	5/4 MAHOGANY EDGE TRIM, LIGHTER STAIN.
11	LED.
12	DARK BROWN SCREWS.
13	3/4" MAHOGANY PLYWD., DARKER STAIN.
14	5/8" FRETWORK PANEL, LIGHTER STAIN.
15	PAINT DARK.
16	CONTINUOUS FURRING (4) SIDES.
17	5/8" GYP. BD. VAULTED CEILING W/ GRASS CLOTH AND STAINED WOOD TRIM 6/12 SLOPE.
18	AC GRILLE W/ 45 DEGREE DEFLECTION.
19	6" AC DUCT.
20	2 X 4 STIFFENERS.
21	5/8" GYP. BD. VAULTED CEILING W/ GRASS CLOTH AND STAINED WOOD TRIM 4/12 SLOPE @ MASTER BEDROOM.
22	8" X 8" FURRING @ EACH CORNER; WRAP IN GYP. BD. PAINT DARK.
23	4 WAY AC GRILLE.
24	5/8" GYP. BD. VAULTED CEILING 4/12 SLOPE @ GUEST SUITES.
25	CABINET BODY AND SHELVES MATCH CABINETS.
26	MIRROR.
27	WOOD FRAME MATCH CABINETS.
28	SYNTHETIC POLYMER SHINGLE "BORAL GRAPHITE CR 733" BY INSPIRE.
29	MEMBRANE, 40 MIL HIGH TEMPERATURE PEEL AND STICK.
30	PREMANUFACTURED TRUSSES.
31	SHEATHING SEE STRUCTURAL.
32	DRIP EDGE.
33	1 X T.K. W.R. CEDAR FASCIA W/ SEMI TRANSPARENT STAIN TYP.
34	2 X 4 SUB FASCIA.
35	EAVES: 3/8" STUCCO ON 5/8" DENSGLASS TYP.
36	CEDAR TRIM.

NO.	NOTE
37	1" STUCCO OR FIELDSTONE ON LATH OVER VAPOR BARRIER.
38	2 X 4 FRAMING.
39	FACED BATT INSULATION R-19 @ WALLS TYP.
40	1 X 2 CEDAR BATTS @ 16" O.C.
41	5/8" BRECKINRIDGE SIDING.
42	2 X 6 FRAMING.
43	VAPOR BARRIER SEAL TO FLANGES AND FLASHINGS WITH PEEL AND STICK MEMBRANE.
44	EXPANSION JOINT.
45	SEALANT AND B.U.R. HOLD DOWN 1/2".
46	RIGID INSULATION (CLOSED CELL) SPACER.
47	WATERPROOFING.
48	CONCRETE SLAB AND FOOTING SEE STRUCTURAL.
49	WOOD FLOORING.
50	5/8" X 5 1/2" WOOD BASE.
51	WALK OR LANAI.
52	1/3 MIX TOPSOIL.
53	1 1/2" SAWN BASALT.
54	3 1/2" "STIFF" MORTAR BASE.
55	DRIP EMITTER TUBING IF DRIP IRRIGATED.
56	C.A.B.
57	1/4" X 6" RYERSON STEEL EDGING W/ STAKES.



THIS WORK WAS PREPARED BY ME OR UNDER MY SUPERVISION. CONSTRUCTION OF THIS PROJECT WILL BE UNDER MY OBSERVATION.

SIGNATURE
EXPIRATION 4/30/24

GENERAL CONTRACTOR:

REVISIONS	DESCRIPTION	DATE
1	ISSUE FOR PERMIT	11/12/22
2	PERMIT REV. #1	11/21/22
3		9/19/23

SINGLE FAMILY RESIDENCE
LOT 23 NOHEA, PHASE 1
 TMK: 3-6-8-043-023
 NOHEA AT MAUNA LANI, LLC
 16130 VENTURA BLVD. STE 510
 ENCINO, CA 91436 2538
 PH: 805-494-7704 FAX: 805-494-1226

CRAIG MONAGHAN, ARCHITECT
 4522 LOWER DR. LAKE OSWEGO, OR 97035
 PH: 503-522-9000
 monaghan.craig@gmail.com

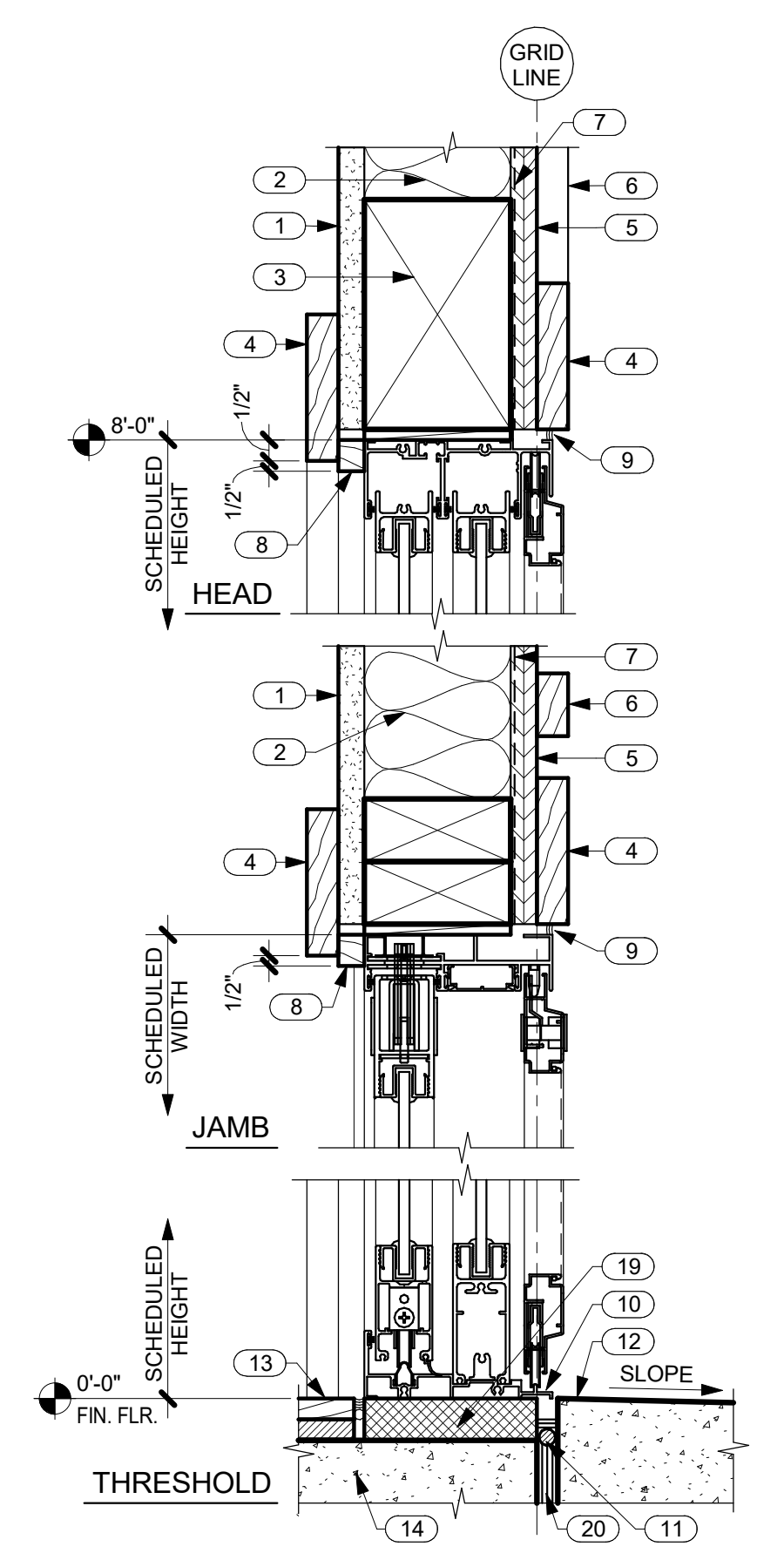
DATE 9/21/23

SCALE As indicated

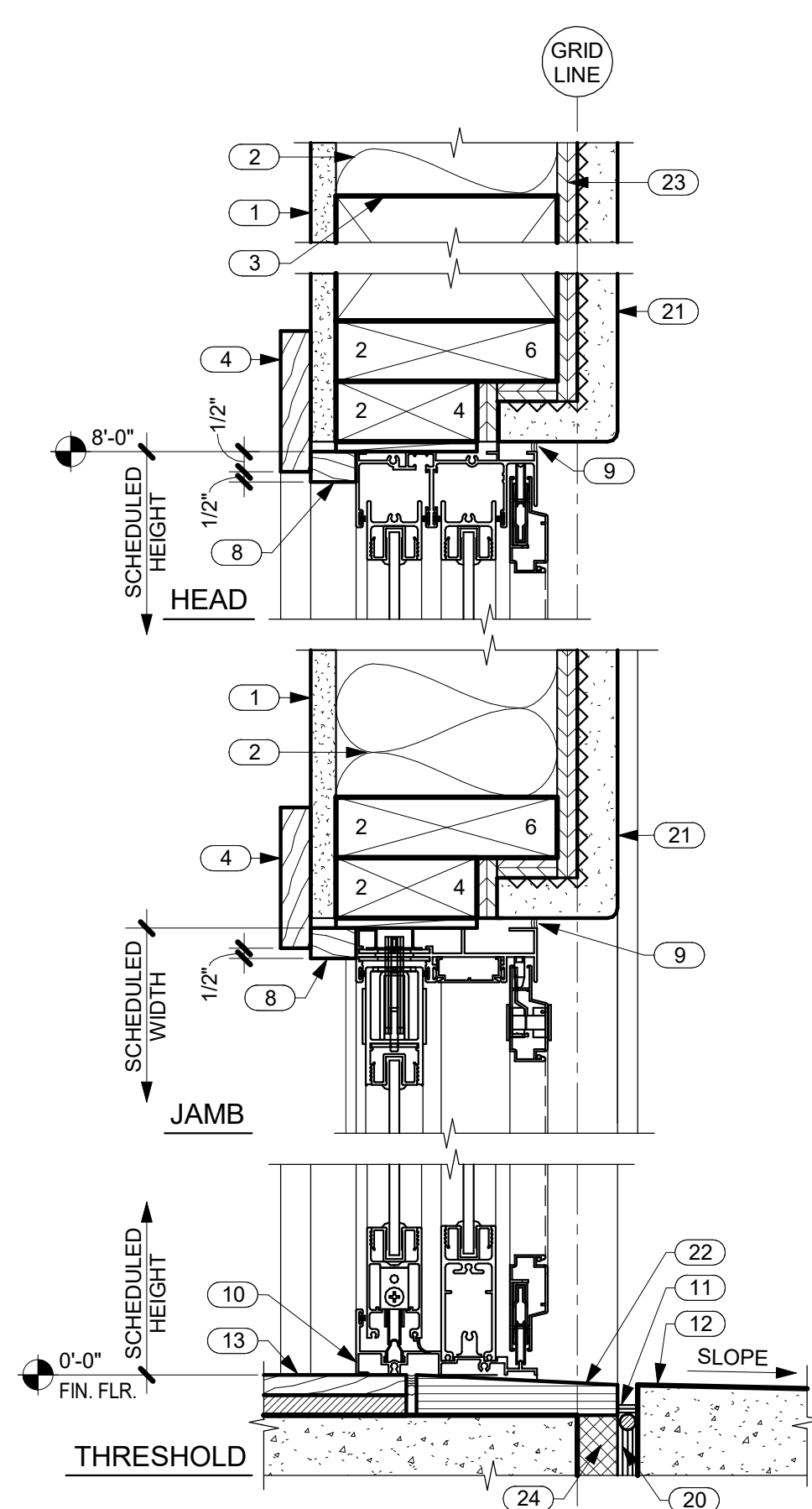
SHEET
DOOR SCHEDULE, DOOR TYPES, DOOR DETAILS

SHEET

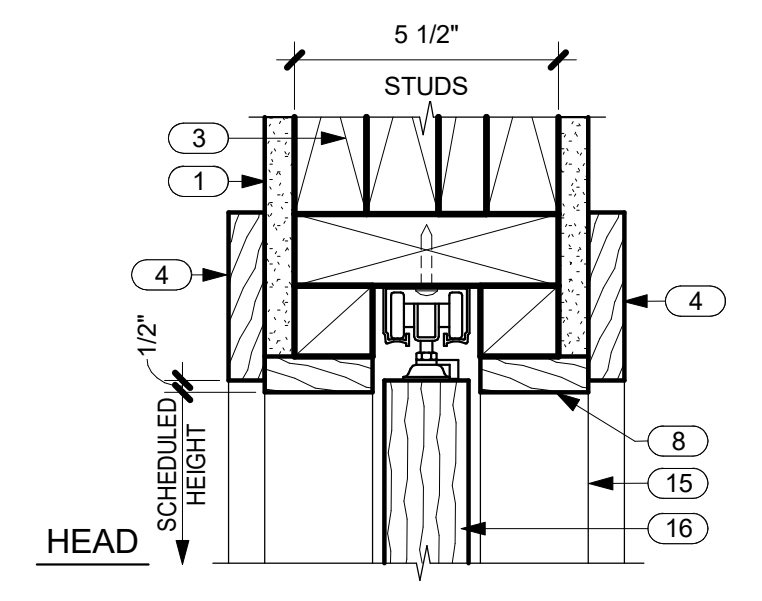
A6.1



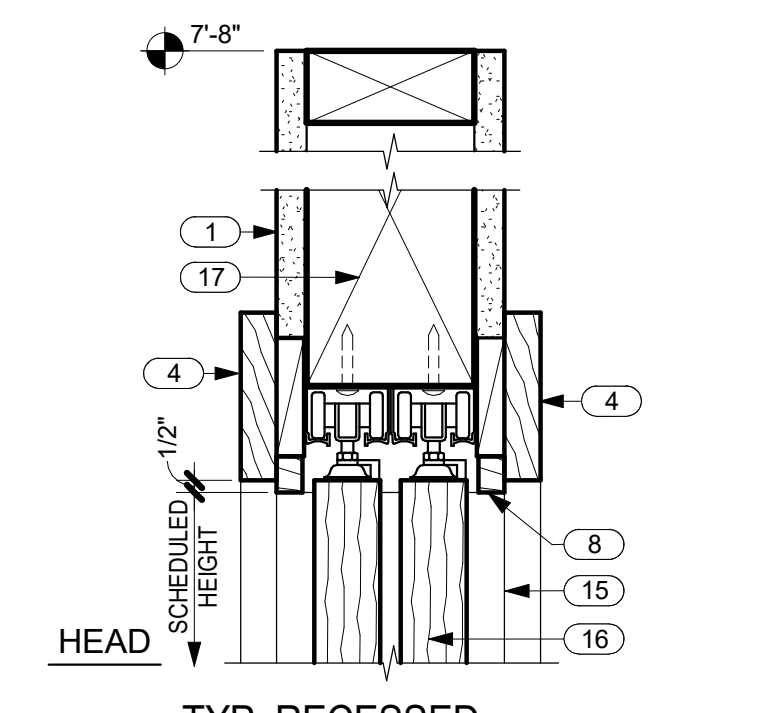
1 TYP. SLIDING DOOR DETAILS IN SIDING
 A6.1 SCALE: 3" = 1'-0"



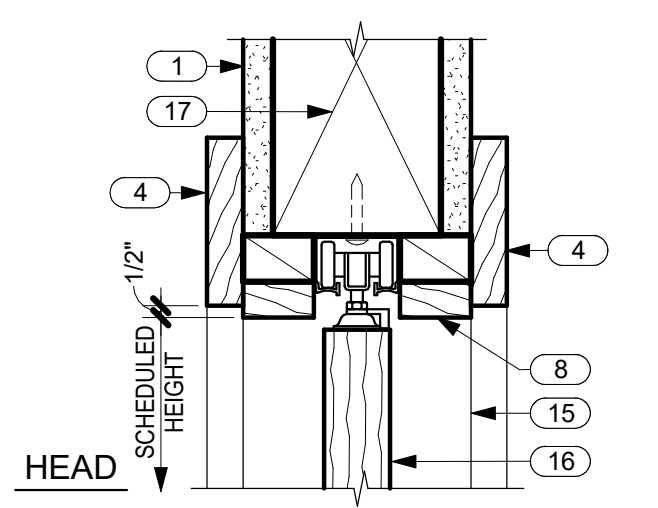
2 TYP. SLIDING DOOR DETAILS IN STUCCO
 A6.1 SCALE: 3" = 1'-0"



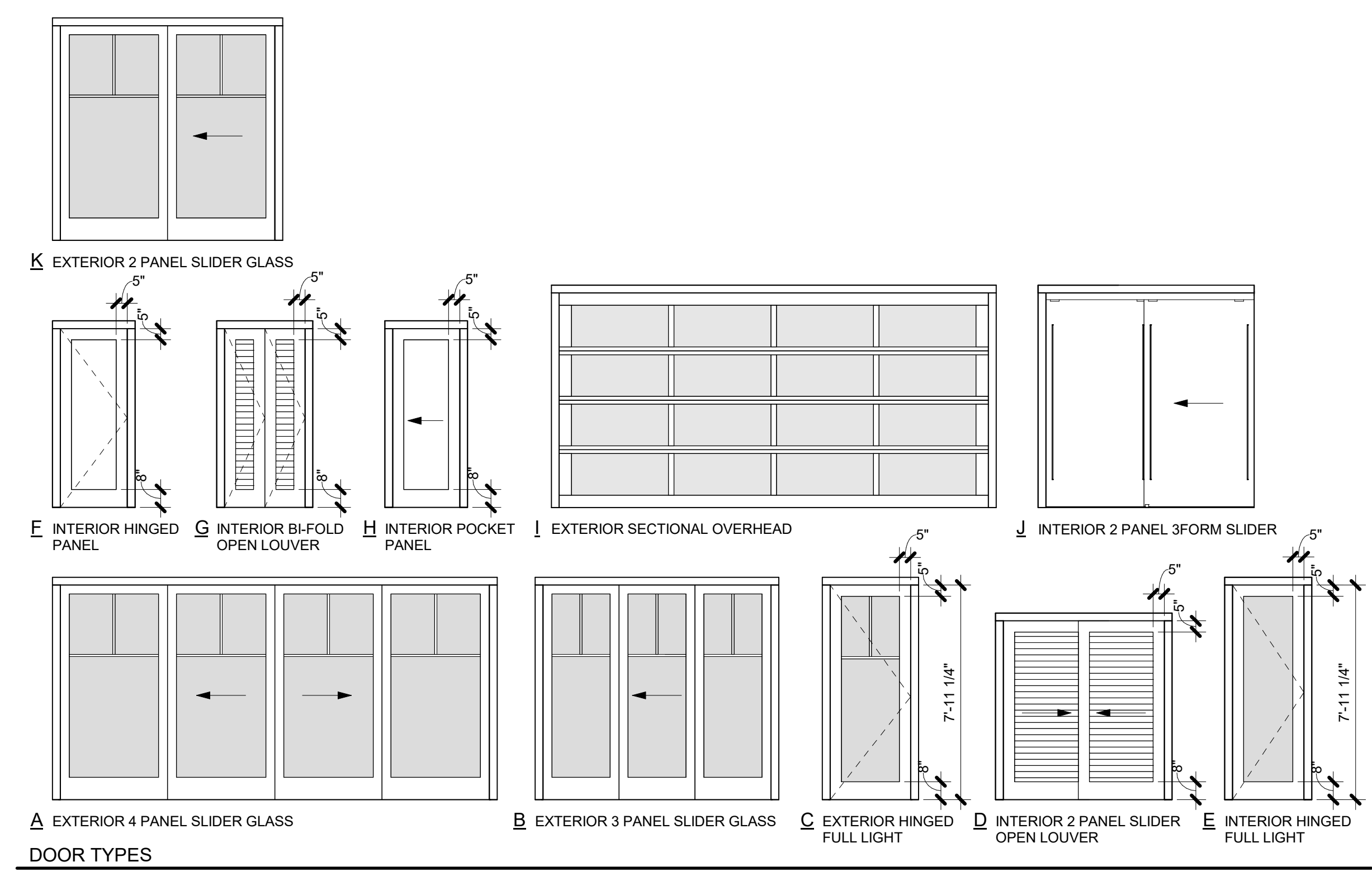
3 TYP. RECESSED POCKET DOOR TRACK
 A6.1 SCALE: 3" = 1'-0"



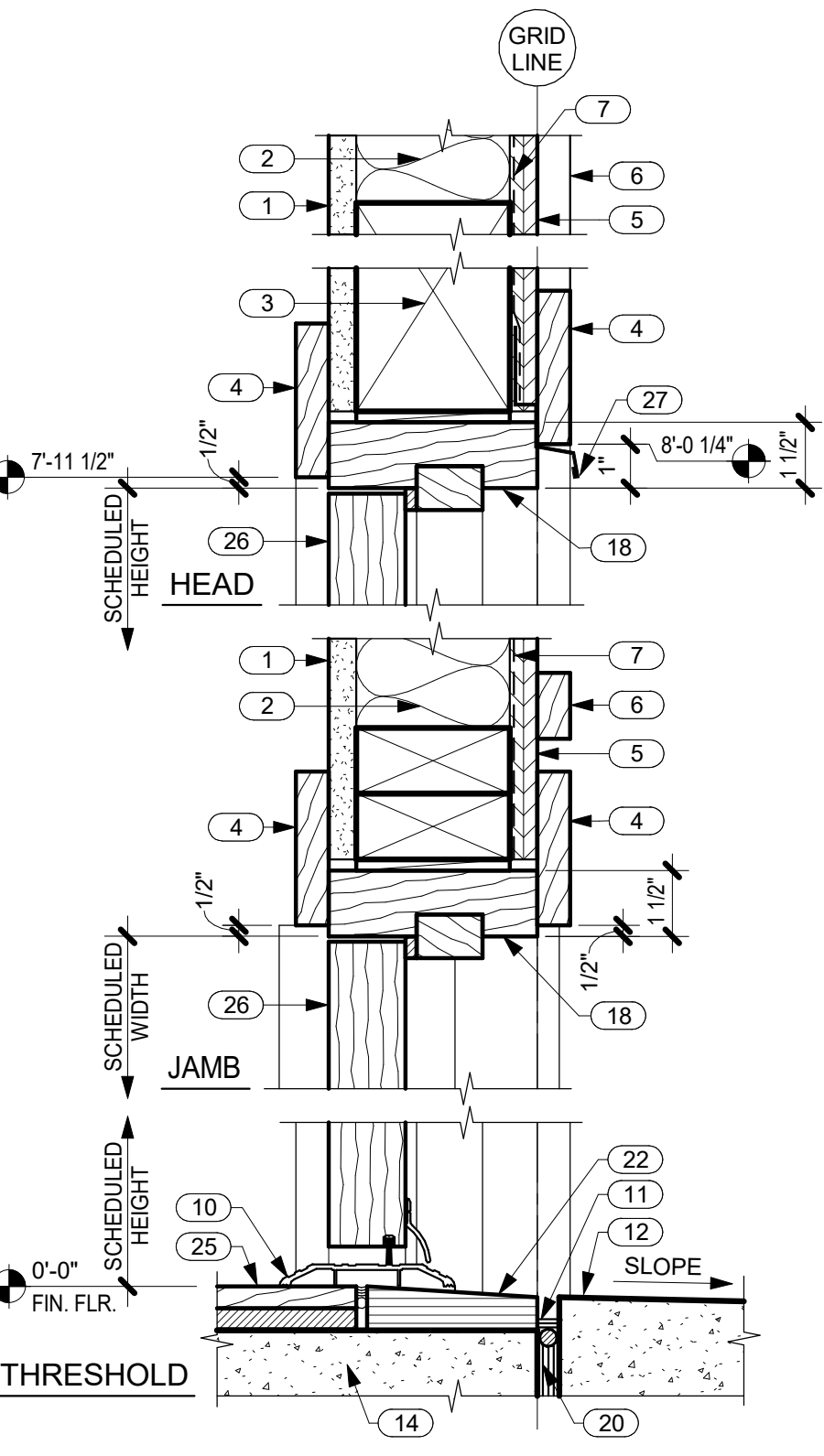
4 TYP. RECESSED SLIDING DOOR TRACK
 A6.1 SCALE: 3" = 1'-0"



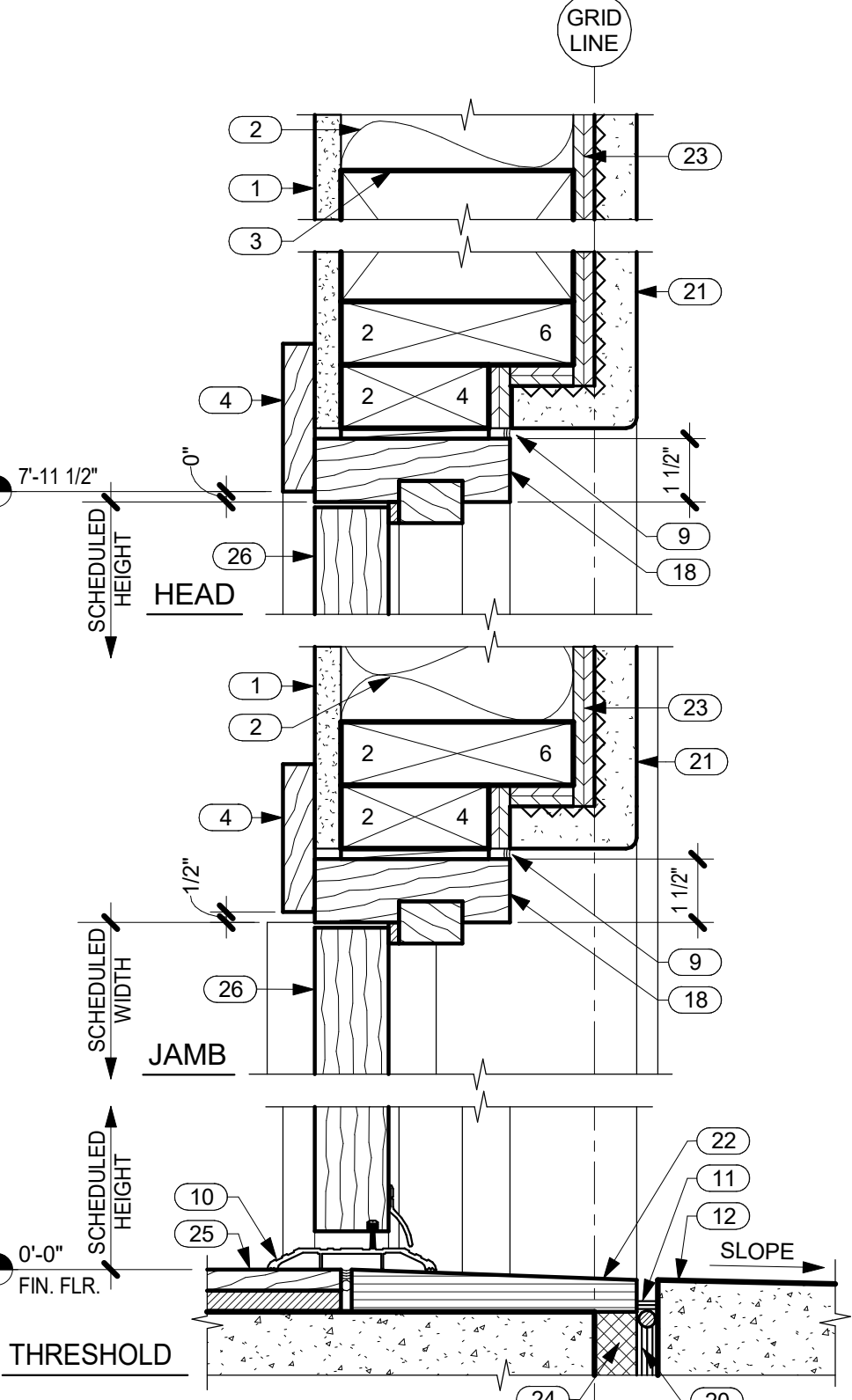
5 TYP. BI-FOLD DOOR TRACK
 A6.1 SCALE: 3" = 1'-0"



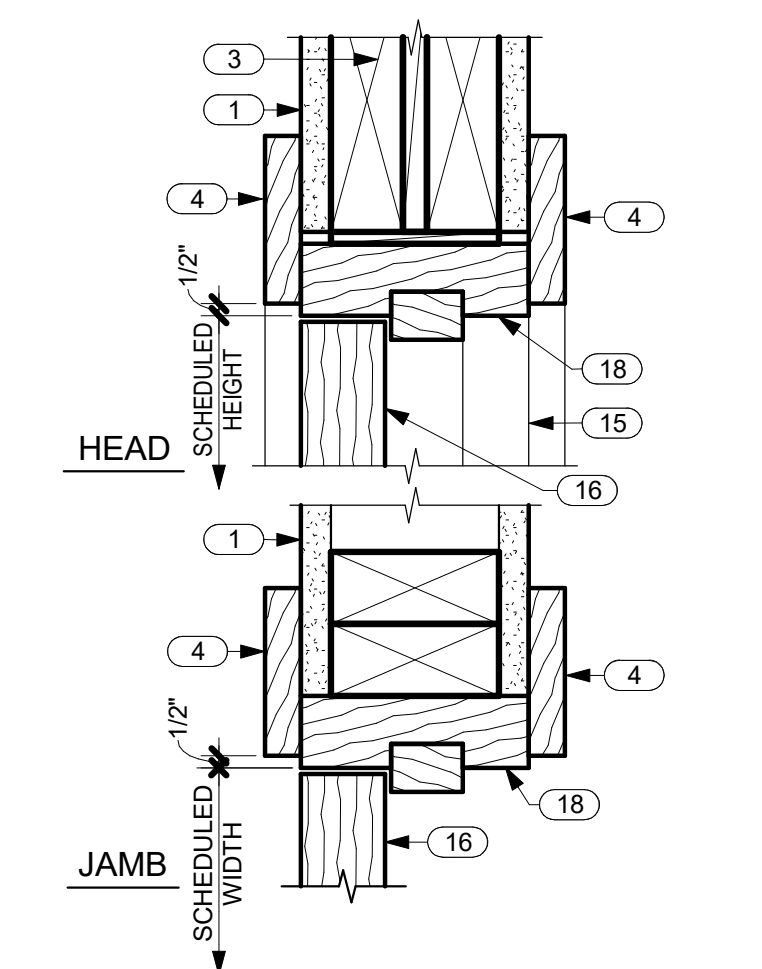
DOOR TYPES



6 TYP. HINGED DOOR DETAILS IN SIDING
 A6.1 SCALE: 3" = 1'-0"



7 TYP. HINGED DOOR DETAILS IN STUCCO
 A6.1 SCALE: 3" = 1'-0"



8 TYP. INTERIOR DOOR DETAILS
 A6.1 SCALE: 3" = 1'-0"

KEYNOTES	
NO.	NOTE
1	5/8" GYP. BD.
2	FACED BATT INSULATION R-19 @ WALLS TYP.
3	HEADER SEE STRUCTURAL.
4	1 X TRIM SEE TYP. DOOR ELEVATIONS THIS SHEET.
5	5/8" BRECKINRIDGE SIDING.
6	1 X 2 CEDAR BATTS @ 16" O.C.
7	VAPOR BARRIER SEAL TO FLANGES AND FLASHINGS WITH PEEL AND STICK MEMBRANE.
8	1 X TRIM.
9	SEALANT.
10	THRESHOLD SET IN SEALANT.
11	SEALANT AND B.U.R. HOLD DOWN 1/2".
12	LANAI WHERE OCCURS.
13	TILE OR WOOD FLOORING.
14	CONCRETE SLAB AND FOOTING SEE STRUCTURAL.
15	JAMB AND TRIM BEYOND.

KEYNOTES	
NO.	NOTE
16	DOOR.
17	4 X 8 HEADER.
18	DOOR FRAME.
19	GROUT AND HARD SHIMS.
20	EXPANSION JOINT.
21	1" STUCCO OR FIELDSTONE ON LATH OVER VAPOR BARRIER.
22	BASALT STONE THRESHOLD, SLOPE 1/4" TO EXTERIOR.
23	SHEATHING SEE STRUCTURAL.
24	RIGID INSULATION (CLOSED CELL) SPACER.
25	WOOD FLOORING.
26	DOOR.
27	DRIP EDGE.

DOOR SCHEDULE											
NO.	TYPE	WIDTH	HEIGHT	THICKNESS	DESCRIPTION	LAMINATED OR TEMP. GLASS	DOOR MATERIAL	FRAME MATERIAL	INT. TRIM	EXT. TRIM	COMMENTS
1	A	16'-0"	8'-0"	1 3/4"	EXTERIOR 4 PANEL SLIDER GLASS	YES	NOTE 5	NOTE 5	NOTE 4	NOTE 2	
2	B	9'-0"	8'-0"	1 3/4"	EXTERIOR 3 PANEL SLIDER GLASS	YES	NOTE 5	NOTE 5	NOTE 4	NOTE 2	
3	C	3'-0"	8'-0"	1 3/4"	EXTERIOR HINGED FULL LIGHT	YES	NOTE 1	NOTE 1	NOTE 4	NO TRIM	
4	C	3'-0"	8'-0"	1 3/4"	EXTERIOR HINGED FULL LIGHT	YES	NOTE 1	NOTE 1	NOTE 4	NOTE 2	
5	A	12'-0"	8'-0"	1 3/4"	EXTERIOR 4 PANEL SLIDER GLASS	YES	NOTE 5	NOTE 5	NOTE 4	NOTE 2	
6	A	12'-0"	8'-0"	1 3/4"	EXTERIOR 4 PANEL SLIDER GLASS	YES	NOTE 5	NOTE 5	NOTE 11	NOTE 2	
7	E	2'-8"	8'-0"	1 3/4"	INTERIOR HINGED FULL LIGHT	YES	NOTE 3	NOTE 3	NOTE 4	N/A	
8	F	2'-6"	8'-0"	1 3/4"	INTERIOR HINGED PANEL	YES	NOTE 3	NOTE 3	NOTE 4	N/A	
9	E	2'-8"	8'-0"	1 3/4"	INTERIOR HINGED FULL LIGHT	YES	NOTE 3	NOTE 3	NOTE 4	N/A	
10	F	2'-6"	8'-0"	1 3/4"	INTERIOR HINGED PANEL	YES	NOTE 3	NOTE 3	NOTE 4	N/A	
11	G	2'-6"	8'-0"	1 3/8"	INTERIOR BI-FOLD OPEN LOUVER	YES	NOTE 3	NOTE 3	NOTE 4	N/A	
12	B	9'-0"	8'-0"	1 3/4"	EXTERIOR 3 PANEL SLIDER GLASS	YES	NOTE 5	NOTE 5	NOTE 4	NO TRIM	
15	G	3'-0"	8'-0"	1 3/8"	INTERIOR BI-FOLD OPEN LOUVER	YES	NOTE 3	NOTE 3	NOTE 4	N/A	
18	B	12'-0"	8'-0"	1 3/4"	EXTERIOR 3 PANEL SLIDER GLASS	YES	NOTE 5	NOTE 5	NOTE 4	NO TRIM	
19	C	3'-0"	8'-0"	1 3/4"	EXTERIOR HINGED FULL LIGHT	YES	NOTE 1	NOTE 1	NOTE 4	NOTE 2	NOTE 12, 14
23	C	3'-0"	8'-0"	1 3/4"	EXTERIOR HINGED FULL LIGHT	YES	NOTE 1	NOTE 1	NOTE 4	NOTE 2	NOTE 12
24	I	16'-0"	8'-0"	2 1/8"	EXTERIOR SECTIONAL OVERHEAD	YES	NOTE 6	NOTE 6	NOTE 4	NOTE 2	
29	D	6'-0"	8'-0"	1 3/8"	INTERIOR 2 PANEL SLIDER OPEN LOUVER	YES	NOTE 5	NOTE 5	NOTE 4	NOTE 2	
38	C	3'-0"	8'-0"	1 3/4"	EXTERIOR HINGED FULL LIGHT	YES	NOTE 1	NOTE 1	NOTE 4	NOTE 2	
41	K	6'-0"	8'-0"	1 3/4"	EXTERIOR 2 PANEL SLIDER GLASS	YES	NOTE 5	NOTE 5	NOTE 4	NOTE 2	
45	H	2'-8"	8'-0"	1 3/4"	INTERIOR POCKET PANEL	YES	NOTE 3	NOTE 3	NOTE 4	N/A	
46	D	3'-0"	8'-0"	1 3/8"	INTERIOR 2 PANEL SLIDER OPEN LOUVER	YES	NOTE 3	NOTE 3	NOTE 4	N/A	
47	H	2'-6"	8'-0"	1 3/4"	INTERIOR POCKET PANEL	YES	NOTE 3	NOTE 3	NOTE 4	N/A	
48	K	6'-0"	8'-0"	1 3/4"	EXTERIOR 2 PANEL SLIDER GLASS	YES	NOTE 5	NOTE 5	NOTE 4	NOTE 2	
49	G	2'-8"	8'-0"	1 3/8"	INTERIOR BI-FOLD OPEN LOUVER	YES	NOTE 3	NOTE 3	NOTE 4	N/A	
50	J	7'-9 1/4"	8'-0"	1/2"	INTERIOR 2 PANEL 3FORM SLIDER	YES	NOTE 13	NOTE 13	NOTE 4	N/A	
51	J	7'-9 1/4"	8'-0"	1/2"	INTERIOR 2 PANEL 3FORM SLIDER	YES	NOTE 13	NOTE 13	NOTE 4	N/A	

NOTES

- EXTERIOR HINGED DOORS: ALUMINUM CLAD WOOD.
- EXTERIOR TRIM: 1 X 4 TIGHT KNOT W.R. CEDAR W/ SIKKENS STAIN-009 DARK OAK, 1 COAT OF CETOL 1" AND 1 COAT OF CETOL 2/3 PLUS.
- INTERIOR DOORS: 1 3/4" THICK. WOOD DOOR PANELS: 5/8" PLYWOOD W/ 1/8" VENEERS MATCHING STILE AND RAIL, SQUARE SHOULDER STOPS AT GLASS FLUSH W/ DOOR FACE. DOORS AND FRAMES: MIXED GRAIN SPANISH CEDAR W/ PPG PAINTS FOR INTERIOR CLEAR LACQUER BASED, SATIN FINISH, 2 COATS. OR STEAEMED BEECH W/ PPG PAINTS SATIN STAIN TO MATCH SIKKENS STAIN-009 DARK OAK, 1 COAT OF CETOL 1" AND 1 COAT OF CETOL 2/3 PLUS.
- INTERIOR TRIM: 3/4" X 3 1/2" MIXED GRAIN SPANISH CEDAR W/ PPG PAINTS FOR INTERIOR CLEAR LACQUER BASED, SATIN FINISH, 2 COATS. OR STEAEMED BEECH W/ PPG PAINTS SATIN STAIN TO MATCH SIKKENS STAIN-009 DARK OAK, 1 COAT OF CETOL 1" AND 1 COAT OF CETOL 2/3 PLUS.
- EXTERIOR SLIDING DOORS AND FRAMES: HERITAGE SERIES 1100, DARK BRONZE ANODIZED. SINGLE GLAZED, LOW E.
- GARAGE DOOR: BRONZE ANODIZED ALUM. WITH WHITE OBSCURE LAMINATED GLASS BY NORTHWEST DOOR PER TRADEWIND HAWAII QUOTE #13881.
- DIMENSIONS SHOWN ON DOOR TYPES ARE "SEE DIMENSIONS", SEE DETAILS.
- 2 1/2" BACKSETS U.O.N. SEE HARDWARE SCHEDULE.
- CLEAR OR FROSTED AS NOTED. LAMINATED OR TEMPERED GLASS IN ALL DOORS WITH GLASS. LOW E AT EXTERIOR WITH CODE SHGC.
- GLAZING = U OF .34, NO U VALUE REQUIRED AT GARAGE.
- TILE HEAD AND JAMBS.
- OBSCURE GLASS.
- INTERIOR 3FORM DOORS: 3 FORM SLIDER AND COMPLETE HARDWARE PACKAGE.
- GARAGE DOOR BETWEEN DWELLING AND GARAGE TO BE 20 MIN FIRE RATED WITH SELF-CLOSING HARDWARE, PER R302.5.1.



THIS WORK WAS PREPARED BY ME OR UNDER MY SUPERVISION. CONSTRUCTION OF THIS PROJECT WILL BE UNDER MY OBSERVATION.

SIGNATURE
EXPIRATION 4/30/24

GENERAL CONTRACTOR:

REVISIONS	DESCRIPTION	DATE
NO.	NO.	NO.
1	ISSUE FOR PERMIT	11/12/22

SINGLE FAMILY RESIDENCE
LOT 23 NOHEA, PHASE 1
TMK: 3-6-8-043:023
 NOHEA AT MAUNA LANI, LLC
 16130 VENTURA BLVD. STE 510
 ENCINO, CA 91436 2538
 PH: 805-494-7704 FAX: 805-494-1226

CRAIG MONAGHAN, ARCHITECT
 4522 LOWER DR. LAKE OSWEGO, OR 97035
 PH: 503-522-9000
 monaghan.craig@gmail.com

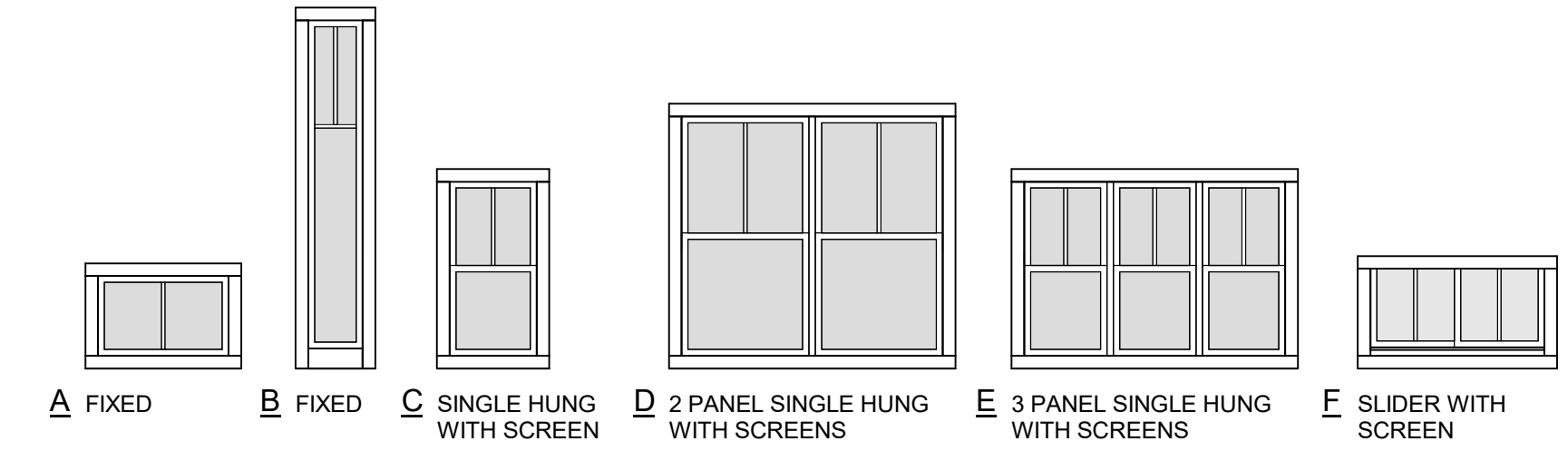
DATE 9/21/23

SCALE As indicated

SHEET
WINDOW SCHEDULE, TYPES AND DETAILS

SHEET

A6.2

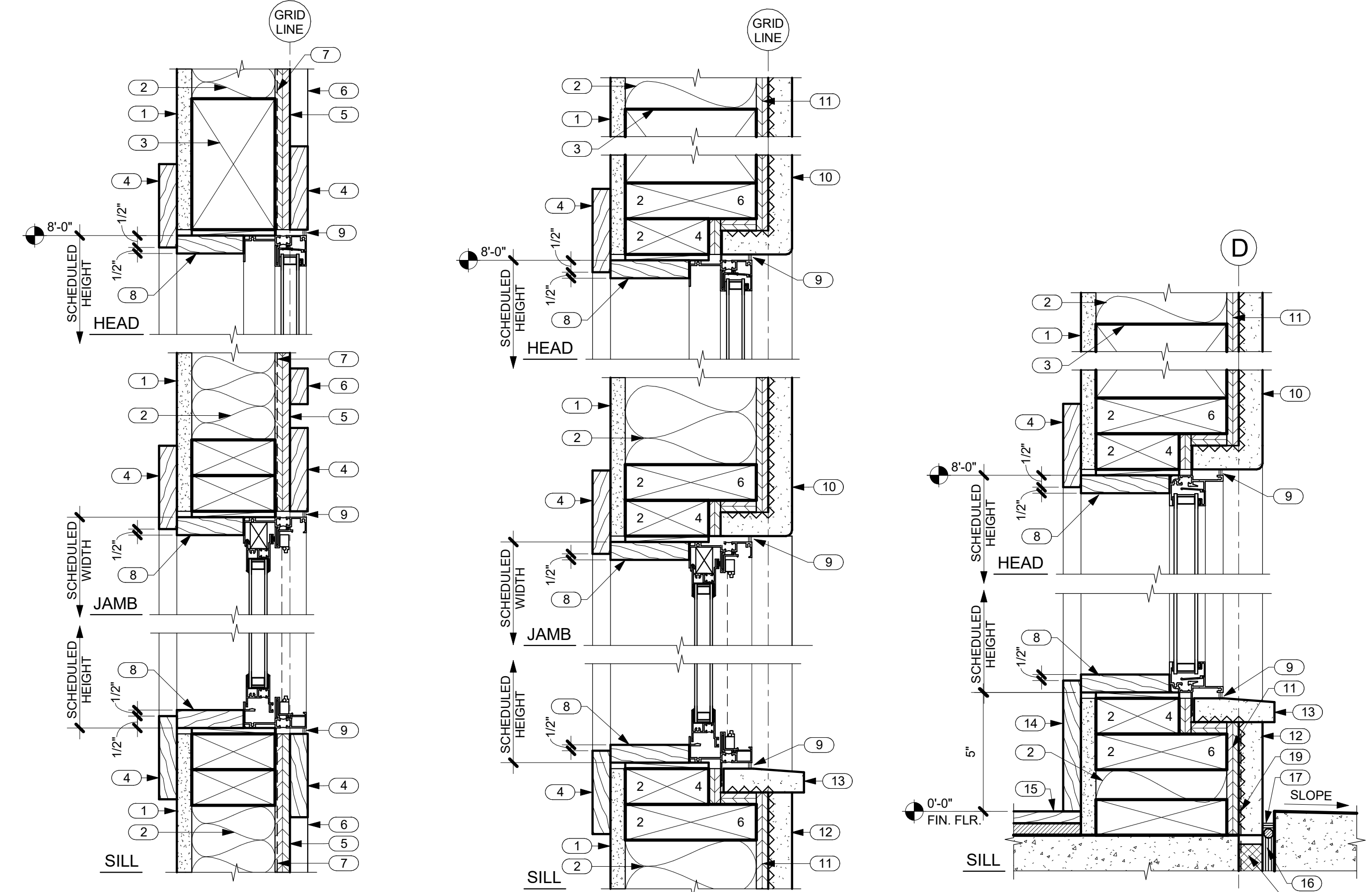


WINDOW TYPES

WINDOW SCHEDULE								
NO.	TYPE	WIDTH	HEIGHT	DESCRIPTION	LAMINATED OR TEMP. GLASS	INT. TRIM	EXT. TRIM	COMMENTS
1	A	4'-8"	2'-0"	FIXED		NOTE 3	NO TRIM	
2	A	4'-8"	2'-0"	FIXED		NOTE 3	NO TRIM	
3	A	4'-0"	2'-0"	FIXED		NOTE 3	NO TRIM	
4	A	4'-0"	2'-0"	FIXED		NOTE 3	NO TRIM	
6	C	2'-0"	4'-0"	SINGLE HUNG WITH SCREEN		NOTE 3	NOTE 4	NOTE 8
7	C	2'-6"	5'-6"	SINGLE HUNG WITH SCREEN		NOTE 3	NOTE 4	
8	C	2'-0"	4'-0"	SINGLE HUNG WITH SCREEN	YES	NOTE 5	NOTE 4	NOTE 8
9	C	2'-0"	4'-0"	SINGLE HUNG WITH SCREEN		NOTE 3	NOTE 4	
11	C	2'-0"	4'-0"	SINGLE HUNG WITH SCREEN		NOTE 3	NOTE 4	
12	C	2'-6"	7'-8"	SINGLE HUNG WITH SCREEN	YES	NOTE 3	NO TRIM	
14	E	6'-0"	4'-0"	3 PANEL SINGLE HUNG WITH SCREENS		NOTE 3	NO TRIM	
15	F	4'-0"	2'-0"	SLIDER WITH SCREEN	YES	NOTE 5	NOTE 4	NOTE 8
16	F	4'-0"	2'-0"	SLIDER WITH SCREEN	YES	NOTE 5	NOTE 4	NOTE 8
17	C	2'-6"	5'-6"	SINGLE HUNG WITH SCREEN		NOTE 3	NOTE 4	
18	C	3'-0"	5'-6"	SINGLE HUNG WITH SCREEN		NOTE 3	NOTE 4	NOTE 8
19	C	2'-0"	4'-6"	SINGLE HUNG WITH SCREEN		NOTE 3	NOTE 4	NOTE 8
20	C	2'-6"	7'-8"	SINGLE HUNG WITH SCREEN		NOTE 3	NO TRIM	
24	C	3'-0"	5'-6"	SINGLE HUNG WITH SCREEN		NOTE 3	NOTE 4	
25	D	4'-0"	4'-0"	2 PANEL SINGLE HUNG WITH SCREENS		NOTE 3	NOTE 4	
26	A	4'-8"	2'-0"	FIXED		NOTE 3	NO TRIM	
27	A	4'-0"	2'-0"	FIXED		NOTE 3	NO TRIM	
28	A	4'-0"	2'-0"	FIXED		NOTE 3	NO TRIM	
29	D	6'-0"	5'-0"	2 PANEL SINGLE HUNG WITH SCREENS		NOTE 3	NO TRIM	
31	C	2'-0"	4'-0"	SINGLE HUNG WITH SCREEN		NOTE 3	NOTE 4	
92	A	2'-0"	1'-8"	FIXED		NOTE 3	NOTE 4	NOTE 8
93	A	2'-6"	2'-0"	FIXED		NOTE 3	NOTE 4	
94	C	2'-0"	4'-0"	SINGLE HUNG WITH SCREEN		NOTE 3	NOTE 4	
95	C	2'-0"	4'-0"	SINGLE HUNG WITH SCREEN	YES	NOTE 3	NOTE 4	

NOTES

- ALL WINDOWS: DOUBLE GLAZED CLEAR AND SUNCOAT LOW E.
- ALL WINDOW FRAMES: MILGARD THERMAL BREAK ALUMINUM 920.
- INTERIOR TRIM: 3/4" X 3 1/2" MIXED GRAIN SPANISH CEDAR W/ PPG PAINTS FOR INTERIOR CLEAR LACQUER BASED, SATIN FINISH, 2 COATS. OR STEAMED BEECH W/ PPG PAINTS SATIN STAIN TO MATCH SIKKENS STAIN-009 DARK OAK, 1 COAT OF CETOL 1" AND 1 COAT OF CETOL 2/3 PLUS.
- EXTERIOR TRIM: 1 X 4 TIGHT KNOT W.R. CEDAR W/ SIKKENS STAIN-009 DARK OAK, 1 COAT OF CETOL 1" AND 1 COAT OF CETOL 2/3 PLUS.
- TILE HEAD, JAMB AND SILL.
- GLAZING = U OF 4, NO U VALUE REQUIRED AT GARAGE.
- LAMINATED OR TEMPERED GLASS AS REQUIRED.
- OBSOURE GLASS

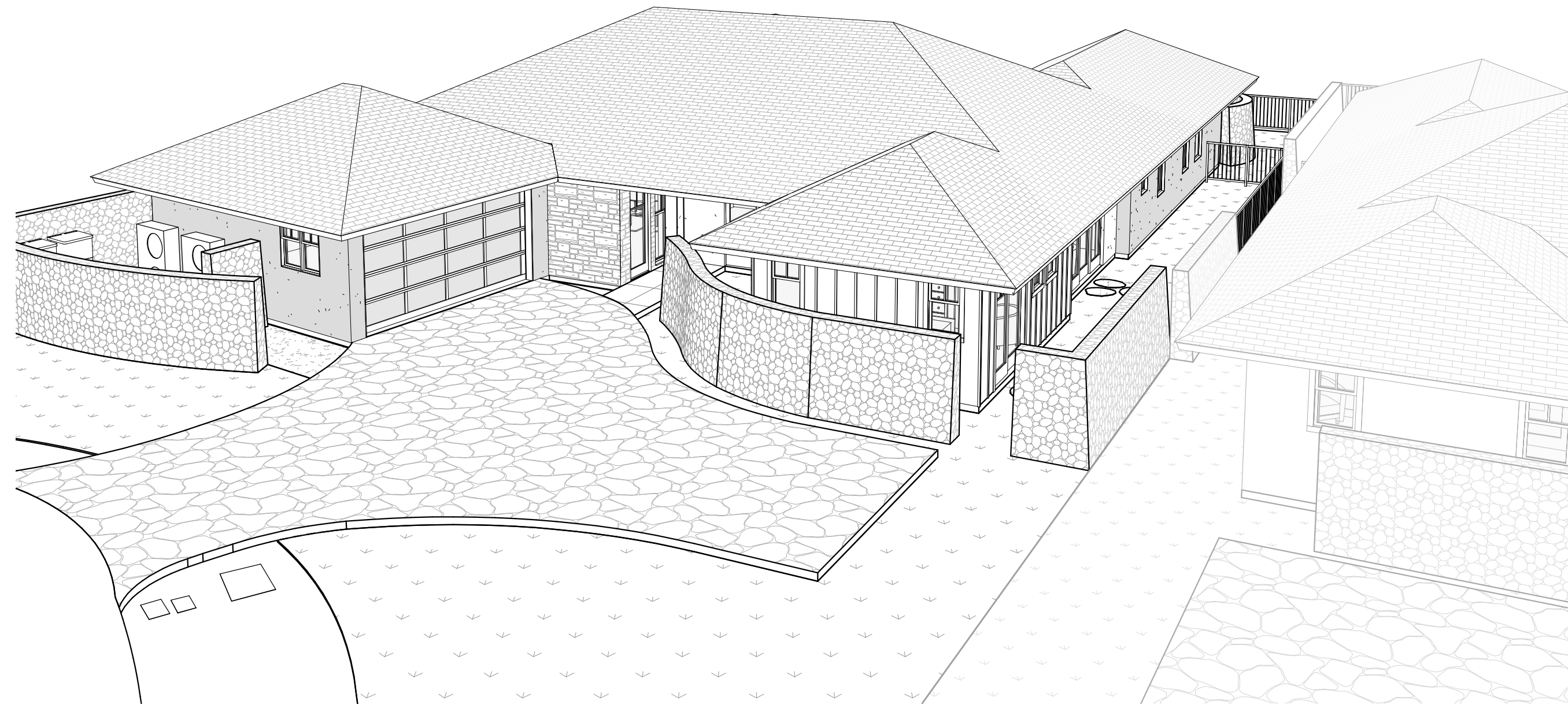


1 TYP. WINDOW DETAILS IN SIDING
 SCALE: 3" = 1'-0"

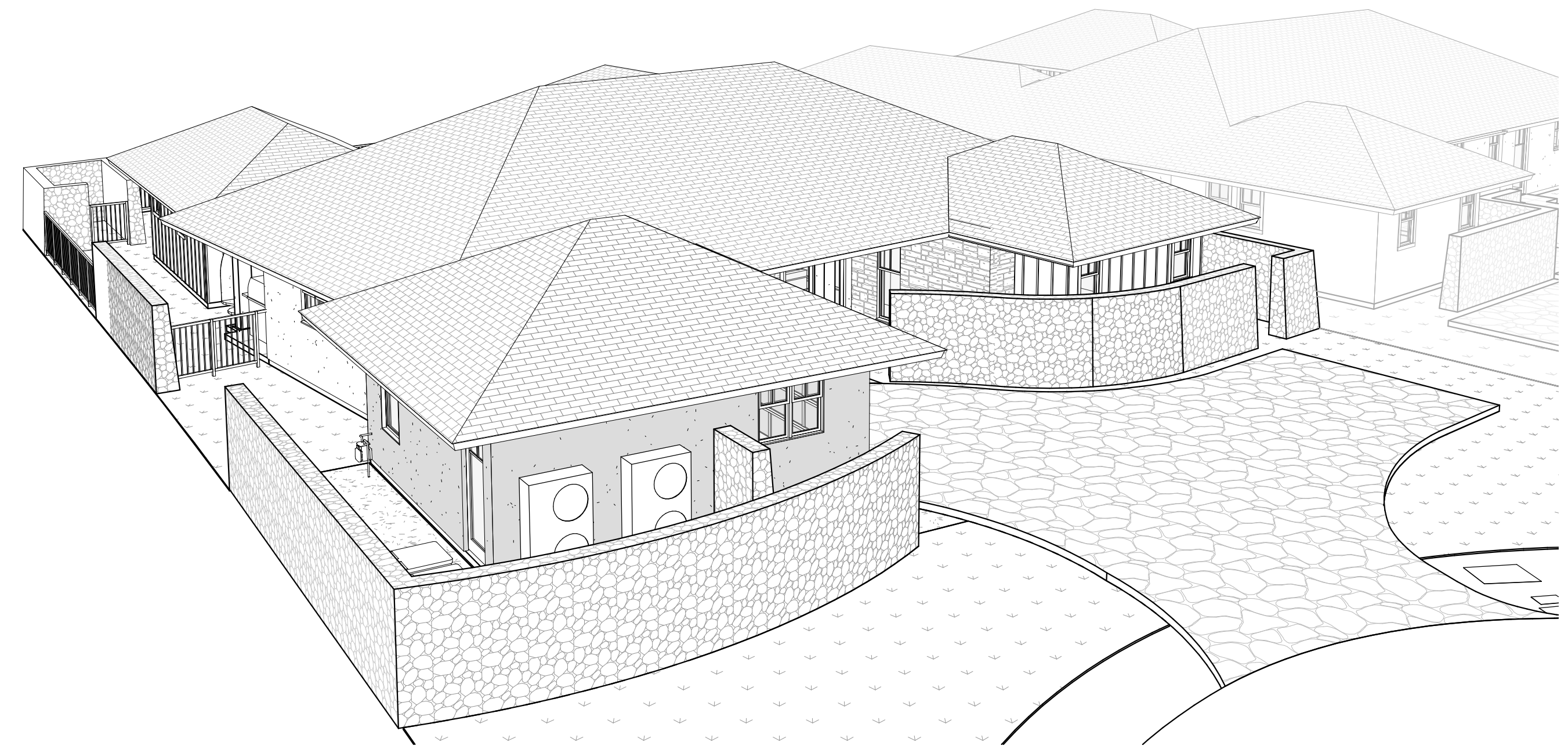
2 TYP. WINDOW DETAILS IN STUCCO
 SCALE: 3" = 1'-0"

3 SIDELIGHT HEAD AND SILL DETAILS
 SCALE: 3" = 1'-0"

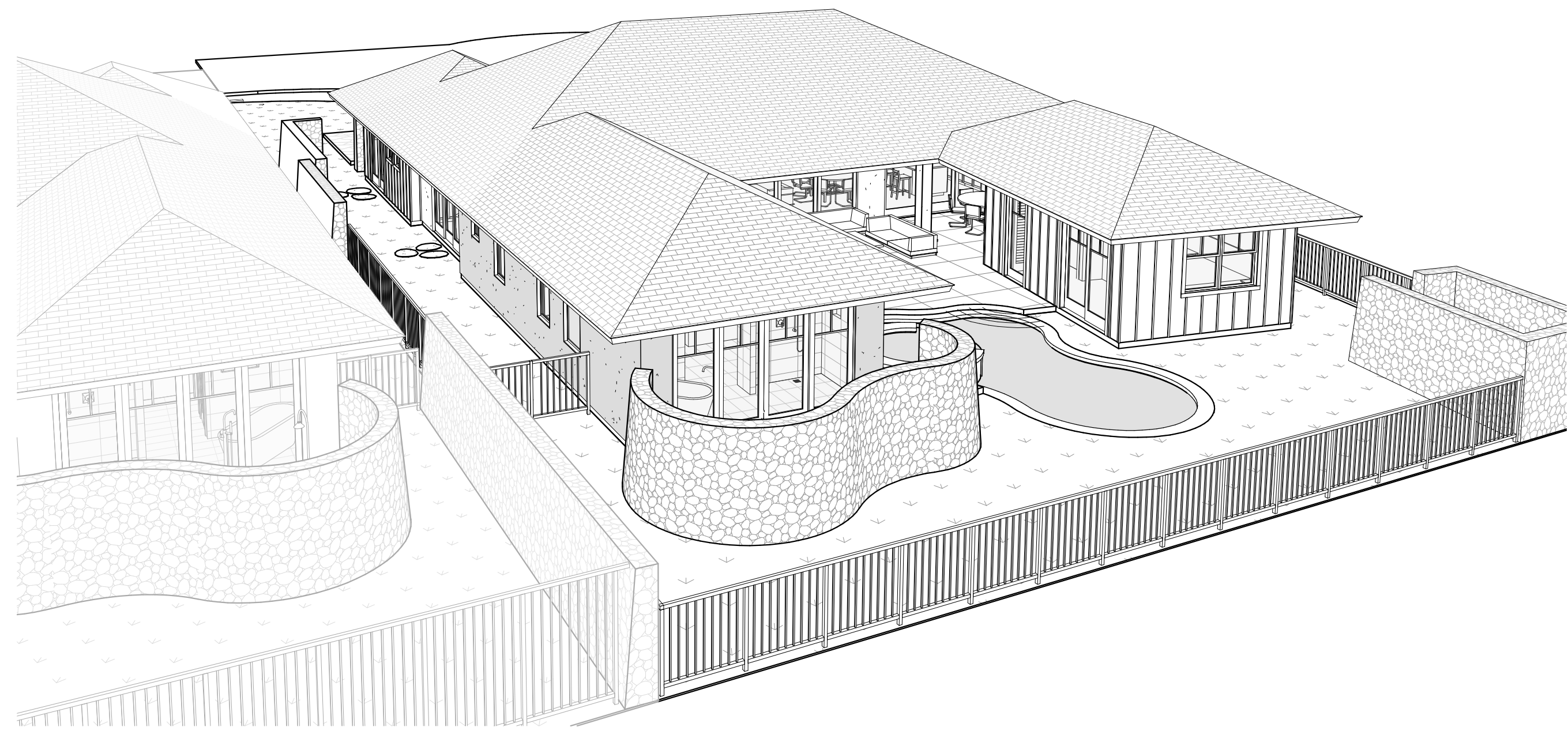
NO.	NOTE
1	5/8" GYP. BD.
2	FACED BATT INSULATION R-19 @ WALLS TYP.
3	HEADER SEE STRUCTURAL.
4	1 X TRIM SEE TYP. DOOR ELEVATIONS THIS SHEET.
5	5/8" BRECKINRIDGE SIDING.
6	1 X 2 CEDAR BATTS @ 16"O.C.
7	VAPOR BARRIER SEAL TO FLANGES AND FLASHINGS WITH PEEL AND STICK MEMBRANE.
8	1 X TRIM.
9	SEALANT.
10	1" STUCCO OR FIELDSTONE ON LATH OVER VAPOR BARRIER.
11	SHEATHING SEE STRUCTURAL.
12	1" STUCCO ON LATH OVER VAPOR BARRIER (LIGHT COLOR).
13	STUCCO OR FIELDSTONE SILL.
14	3/4" X 5 1/2" TRIM.
15	WOOD FLOORING.
16	EXPANSION JOINT.
17	SEALANT AND B.U.R. HOLD DOWN 1/2".
18	RIGID INSULATION (CLOSED CELL) SPACER.
19	WATERPROOFING.



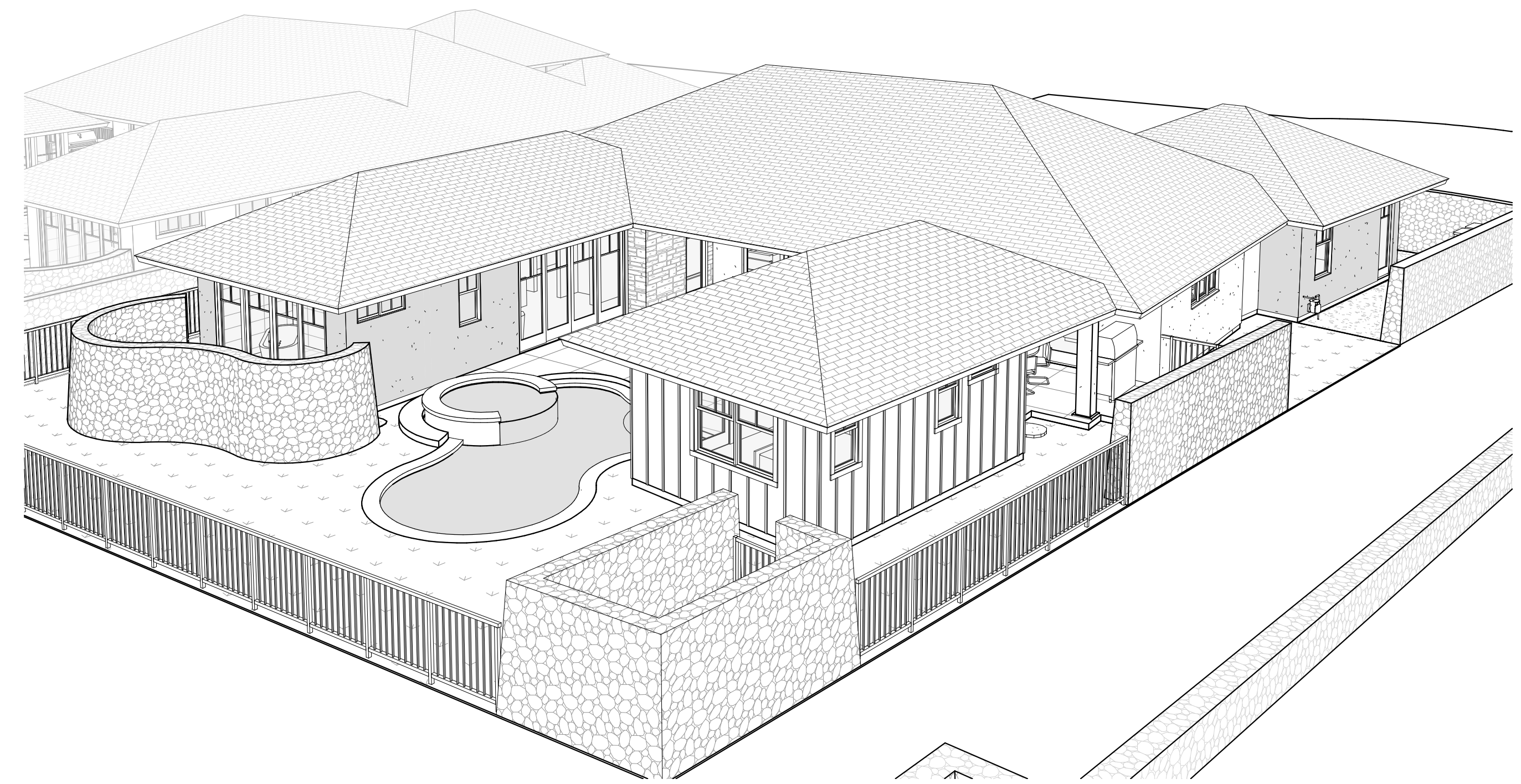
1 3D View 1
A8.0 SCALE:



2 3D View 2
A8.0 SCALE:



3 3D View 3
A8.0 SCALE:



4 3D View 4
A8.0 SCALE:



THIS WORK WAS PREPARED BY ME OR UNDER MY SUPERVISION. CONSTRUCTION OF THIS PROJECT WILL BE UNDER MY OBSERVATION.

SIGNATURE
EXPIRATION 4/30/24

GENERAL CONTRACTOR:

REVISIONS NO.	DESCRIPTION	DATE
1	DESIGN SET	11/14/22
2	ISSUE FOR PERMIT	11/21/22

**SINGLE FAMILY RESIDENCE
LOT 23 NOHEA, PHASE 1**
TMK: 3-6-8-043:023
 NOHEA AT MAUNA LANI, LLC
 16130 VENTURA BLVD, STE 510
 ENCINO, CA 91436 2538
 PH: 805-494-7704 FAX: 805-494-1226

CRAIG MONAGHAN, ARCHITECT
 4522 LOWER DR. LAKE OSWEGO, OR 97035
 PH: 503-522-9000
 monaghan.craig@gmail.com

DATE 9/21/23

SCALE

SHEET
PERSPECTIVE VIEWS

SHEET
A8.0




1 GROUND LEVEL PERSPECTIVE - ENTRY
A8.1 SCALE:



2 GROUND LEVEL PERSPECTIVE - ENTRY VIEW 2
A8.1 SCALE:



3 GROUND LEVEL PERSPECTIVE AT CASITA/MAIN HALE
A8.1 SCALE:



4 GROUND LEVEL PERSPECTIVE - REAR YARD
A8.1 SCALE:



THIS WORK WAS PREPARED BY ME OR UNDER MY SUPERVISION. CONSTRUCTION OF THIS PROJECT WILL BE UNDER MY OBSERVATION.

SIGNATURE
EXPIRATION 4/30/24

GENERAL CONTRACTOR:

REVISIONS
NO. DESCRIPTION
DATE

SINGLE FAMILY RESIDENCE
LOT 23 NOHEA, PHASE 1
TMK: 3-6-8-043:023
NOHEA AT MAUNA LANI, LLC
16130 VENTURA BLVD, STE 510
ENCINO, CA 91436 2538
PH: 805-494-7704 FAX: 805-494-1226

CRAIG MONAGHAN, ARCHITECT
4522 LOWER DR. LAKE OSWEGO, OR 97035
PH: 503-522-9000
monaghan.craig@gmail.com

DATE 9/21/23

SCALE

SHEET
PERSPECTIVE
VIEWS

SHEET

A8.1



1 KITCHEN PERSPECTIVE
A8.2 SCALE:



2 MULTI-PURPOSE ROOM PERSPECTIVE
A8.2 SCALE:



THIS WORK WAS PREPARED BY ME OR UNDER MY SUPERVISION. CONSTRUCTION OF THIS PROJECT WILL BE UNDER MY OBSERVATION.

SIGNATURE
EXPIRATION 4/30/24

GENERAL CONTRACTOR:

REVISIONS	DESCRIPTION	DATE
NO.	ISSUE FOR PERMIT	11/2/22

SINGLE FAMILY RESIDENCE
LOT 23 NOHEA, PHASE 1
TMK: 3-6-8-043:023
NOHEA AT MAUNA LANI, LLC
16130 VENTURA BLVD. STE 510
ENCINO, CA 91436 2538
PH: 805-494-7704 FAX: 805-494-1226

CRAIG MONAGHAN, ARCHITECT
4522 LOWER DR. LAKE OSWEGO, OR 97035
PH: 503-522-9000
monaghan.craig@gmail.com

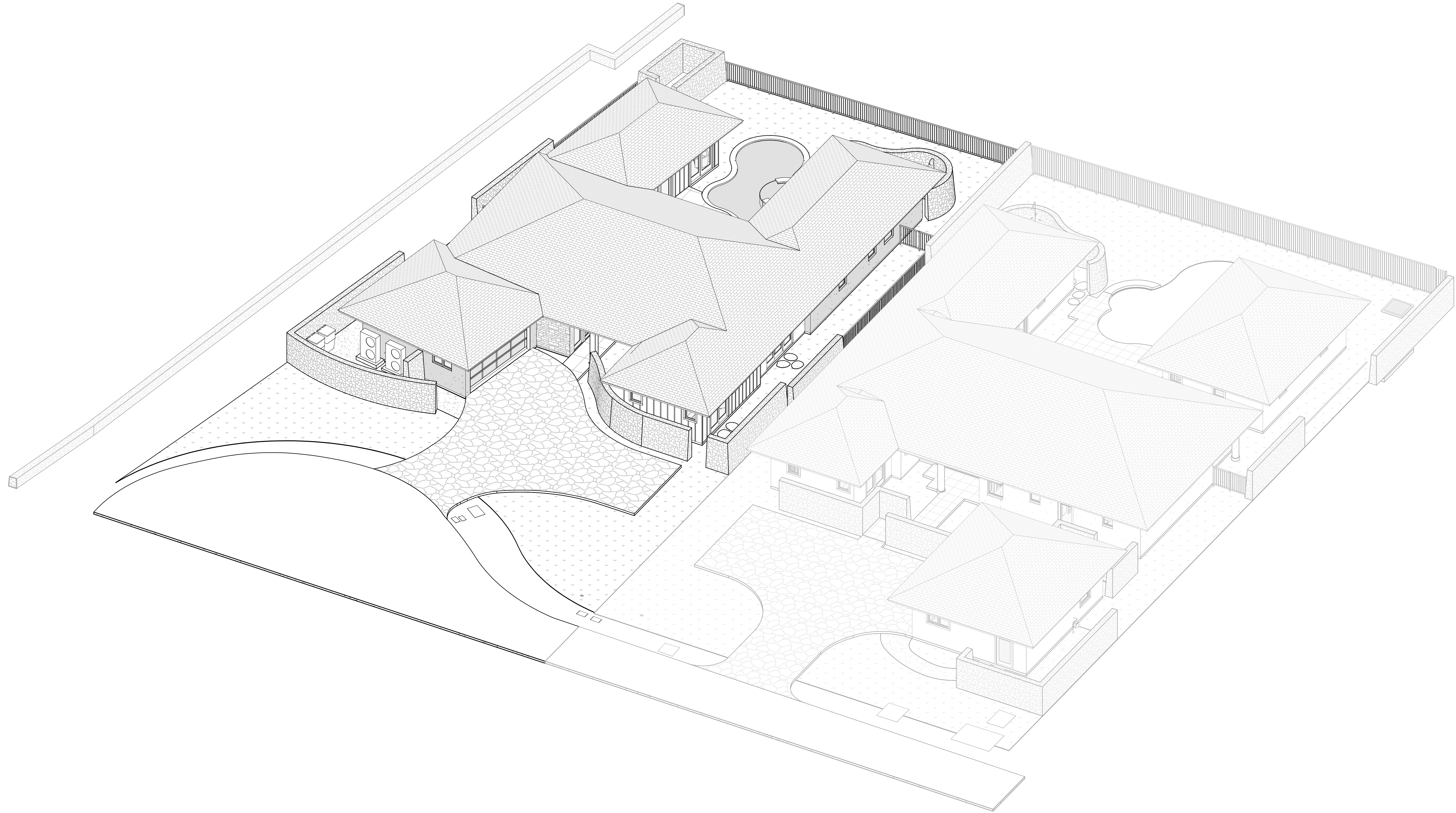
DATE 9/21/23

SCALE

SHEET
**INTERIOR
PERSPECTIVE
VIEWS**

SHEET

A8.2



1 3D AXON
A8.3 SCALE:



THIS WORK WAS PREPARED BY ME OR UNDER MY SUPERVISION. CONSTRUCTION OF THIS PROJECT WILL BE UNDER MY OBSERVATION.

SIGNATURE
EXPIRATION 4/30/24

GENERAL CONTRACTOR:

REVISIONS NO.	DESCRIPTION	DATE
1	ISSUE FOR PERMIT	11/21/22

**SINGLE FAMILY RESIDENCE
LOT 23 NOHEA, PHASE 1**
 TMK: 3-6-8-043:023
 NOHEA AT MAUNA LANI, LLC
 16130 VENTURA BLVD. STE 510
 ENCINO, CA 91436 2538
 PH: 805-494-7704 FAX: 805-494-1226

CRAIG MONAGHAN, ARCHITECT
 4522 LOWER DR. LAKE OSWEGO, OR 97035
 PH: 503-522-9000
 monaghan.craig@gmail.com

DATE 9/21/23

SCALE

SHEET
3D AXON

SHEET

A8.3