


# Single Family Residence - Lot 8 Nohea - Phase 1



## Design Team

### Owner

Black Rock Development LP  
2214 McCullough Road  
Nanaimo BC V9S 4M8 Canada  
Ph: (250) 756-9665  
Fax: (250) 756-9615

### Architect

Craig Monaghan  
4522 Lower Drive  
Lake Oswego, OR 97035  
Ph: (503) 522-9000  
E-mail: monaghan.craig@gmail.com

### Mechanical & Plumbing Engineer

Eli Waltz  
Engineering Partners  
455 E. Lanikaula St.  
Hilo, HI 96720  
Ph: (808) 933-7900  
Fax: (808) 933-3533  
E-mail: eli.waltz@epinc.pro

### Landscaping

Mark Mahaney  
Mahaney Environmental Design  
67-1275 Laikealoha St.  
Kamuela, HI 96743  
Ph: Office - (808) 895-0826  
E-mail: mahaney08@yahoo.com

### Pool / Spa

KoloheDesign, LLC  
Water Feature Design & Consultation  
P.O. Box 1174  
Rowlett, Texas 75030-1174  
Ph: Cell - (808) 620-0806  
E-mail: linkolohedesign@yahoo.com

### Electrical Engineer

Eli Waltz  
Engineering Partners  
455 E. Lanikaula St.  
Hilo, HI 96720  
Ph: (808) 933-7900  
Fax: (808) 933-3533  
E-mail: eli.waltz@epinc.pro

### Structural Engineer

Chris Wilson  
GFDS Engineers  
65-1291 Kawaihae Road, Suite 102B  
Kamuela, HI 96743  
Ph: Office - (808) 887-6250  
E-mail: cwilson@gfdseng.com

### Civil Engineer

Yen Wen Fang  
Engineering Partners  
455 E. Lanikaula St.  
Hilo, HI 96720  
Ph: (808) 933-7900  
Fax: (808) 933-3533  
E-mail: yenwen.fang@epinc.pro

### Surveyor

Tom Pattison  
Pattison Land Surveying, Inc.  
68-1125 North Kaniku Drive Unit 906  
Kamuela, HI 96743  
Ph: (808) 327-9439

## Drawing Index

### ARCHITECTURAL

A1.0 COVER SHEET  
A1.1 SURVEY  
A1.3 SITE PLAN  
A2.1 FLOOR PLAN  
A2.4 REFLECTED CEILING PLAN  
A2.5 ROOF PLAN  
A2.6 CLERESTORY PLAN  
A3.0 EXTERIOR ELEVATIONS  
A3.1 EXTERIOR ELEVATIONS  
A4.0 BUILDING SECTIONS  
A4.1 BUILDING SECTIONS  
A5.0 WALL SECTIONS  
A6.0 DETAILS  
A6.1 DOOR SCHEDULE, DOOR TYPES, DOOR DETAILS  
A6.2 WINDOW SCHEDULE, WINDOW TYPES, WINDOW DETAILS  
A8.0 PERSPECTIVE VIEWS

## Area Map



## Vicinity Map



JURISDICTION: HAWAII COUNTY, HAWAII  
CODE: 2018 IBC WITH AMENDMENTS, 2018 IECC  
OCCUPANCY: R-3  
CONSTRUCTION TYPE: V-B  
SEISMIC ZONE: CATEGORY 'E'  
WIND LOADS: BASIC WIND SPEED 105 MPH  
EXPOSURE 'C'  
EFFECTIVE WIND SPEED 100 MPH

GROSS AREA TOTALS	
NAME	AREA
CONDITIONED AREA	2,249 SF
COVERED ENTRY	44 SF
COVERED LANAI	400 SF
GARAGE	572 SF
TOTAL:	3,830 SF

ZONE: 4  
FIRE SPRINKLERS: NONE  
ENERGY CODE COMPLIANCE FACTORS: WALLS R-19, CEILINGS R-30, FENESTRATION U .4

## Abbreviations

AB: Anchor Bolt	BLKG: Blocking	DIA: Diameter	GL: Glass	JST: Joist	MM: Millimeter	RR: Railroad	PLYWD: Plywood	T&G: Tongue & Groove
ABV: Above	BM: Beam	DN: Down	GND: Ground	JT: Joint	MT: Mount	S: South	PSI: Pounds Per Square Inch	TAN: Tangent
AC: Air Conditioning	BSMT: Basement	DTL: Detail	GPM: Gallons Per Minute	KIT: Kitchen	MTD: Mounted	SAN: Sanitary	PVC: Polyvinyl Chloride	TB: Towel Bar
ACC: Access	BW: Both Ways	DWG: Drawing	GYP. BD: Gypsum Board	KW: Kilo watt	MULL: Mullion	SCH: Schedule	PWR: Power	TD: Trench Drain
ACoust: Acoustical	CAB: Cabinet	DS: Downspout	HB: Hose Bib	LAT: Lateral	NIC: Not in Contract	SEL: Select	Qual: Quality	TEL: Telephone
ACT: Acoustical Tile	CIP: Cast in Place	EA: Each	HORIZ: Horizontal	LAV: Lavatory	NO: Number	SF: Square Foot	QTY: Quantity	THK: Thick
ADDL: Additional	CJ: Control Joint	EB: Expansion Bolt	HR: Hour	LB: Pound	NOM: Nominal	SHT: Sheet	RAD: Radius	TV: Television
AFF: Above Finished Floor	CL: Center Line	EJ: Expansion Joint	HWY: Highway	LTG: Lighting	NTS: Not To Scale	SIM: Similar	RD: Roof Drain	UON: Unless Otherwise Noted
ALUM: Aluminum	CLG: Ceiling	ELEC: Electrical	HYD: Hydraulic	MAINT: Maintenance	OC: On Center	SPEC: Specification	REBAR: Reinforcing Bar	UT: Utility
APPROX: Approximate	CLR: Clear	EQ: Equal	ID: Inside Diameter	MAX: Maximum	OD: Outside Diameter	SS: Stainless Steel	REF: Refrigerator	V: Volt
AVG: Average	COL: Column	EQUIP: Equipment	IN: Inch	MET: Metal	OH: Overhead	STD: Standard	REIN: Reinforcement	VT: Vinyl Tile
BDY: Boundary	CMC: Concrete	EW: Each Way	INFO: Information	MEZZ: Mezzanine	OHD: Overhead Door	STL: Steel	REQ: Require	W/O: Without
BDRM: Bedroom	CPT: Carpet	EXIST: Existing	INSUL: Insulation	MFG: Manufacturer	OPNG: Opening	STOR: Storage	RH: Right Hand	WD: Wood
BEL: Below	DBL: Double	FD: Floor Drain	INT: Interior	MH: Manhole	OPP: Opposite	STRUCT: Structural	RM: Room	WDW: Window
BET: Between	DEMO: Demolition	FF: Finished Floor	J-BOX: Junction Box	MIN: Minimum	OR: Outside Radius	SUR: Surface	RO: Rough Opening	WF: Wide Flange
BLK: Block	DIAG: Diagonal	FIN: Finished	JAN: Janitor	MISC: Miscellaneous	P. LAM: Plastic Laminate	SYS: System	ROW: Right of Way	WH: Water Heater
		FIXT: Fixture						



THIS WORK WAS PREPARED BY ME OR UNDER MY SUPERVISION. CONSTRUCTION OF THIS PROJECT WILL BE UNDER MY OBSERVATION.

SIGNATURE  
EXPIRATION 4/30/24

GENERAL CONTRACTOR:

REVISIONS NO.	DESCRIPTION	DATE
1	FINAL DR SET	4/28/22

**SINGLE FAMILY RESIDENCE  
LOT 8 NOHEA, PHASE 1**

TMK: 3-6-8-043:008  
BLACK ROCK DEVELOPMENT LP  
2214 MCCULLOUGH ROAD  
NANAIMO BC V9S 4M8 CANADA  
PH: 250-756-9665 FAX: 250-756-9615

CRAIG MONAGHAN, ARCHITECT  
4522 LOWER DR. LAKE OSWEGO, OR 97035  
PH: 503-522-9000  
monaghan.craig@gmail.com

DATE 4/28/22

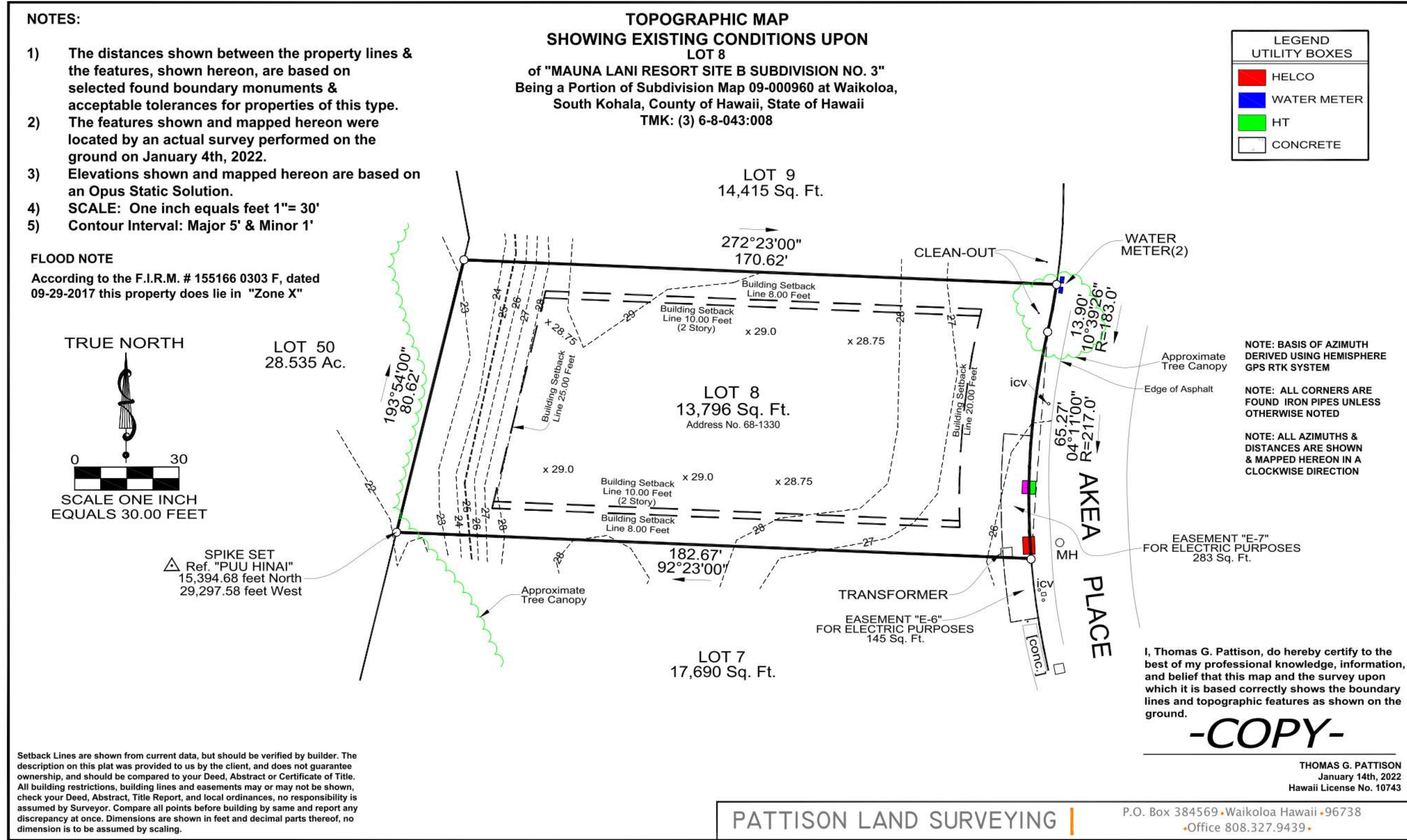
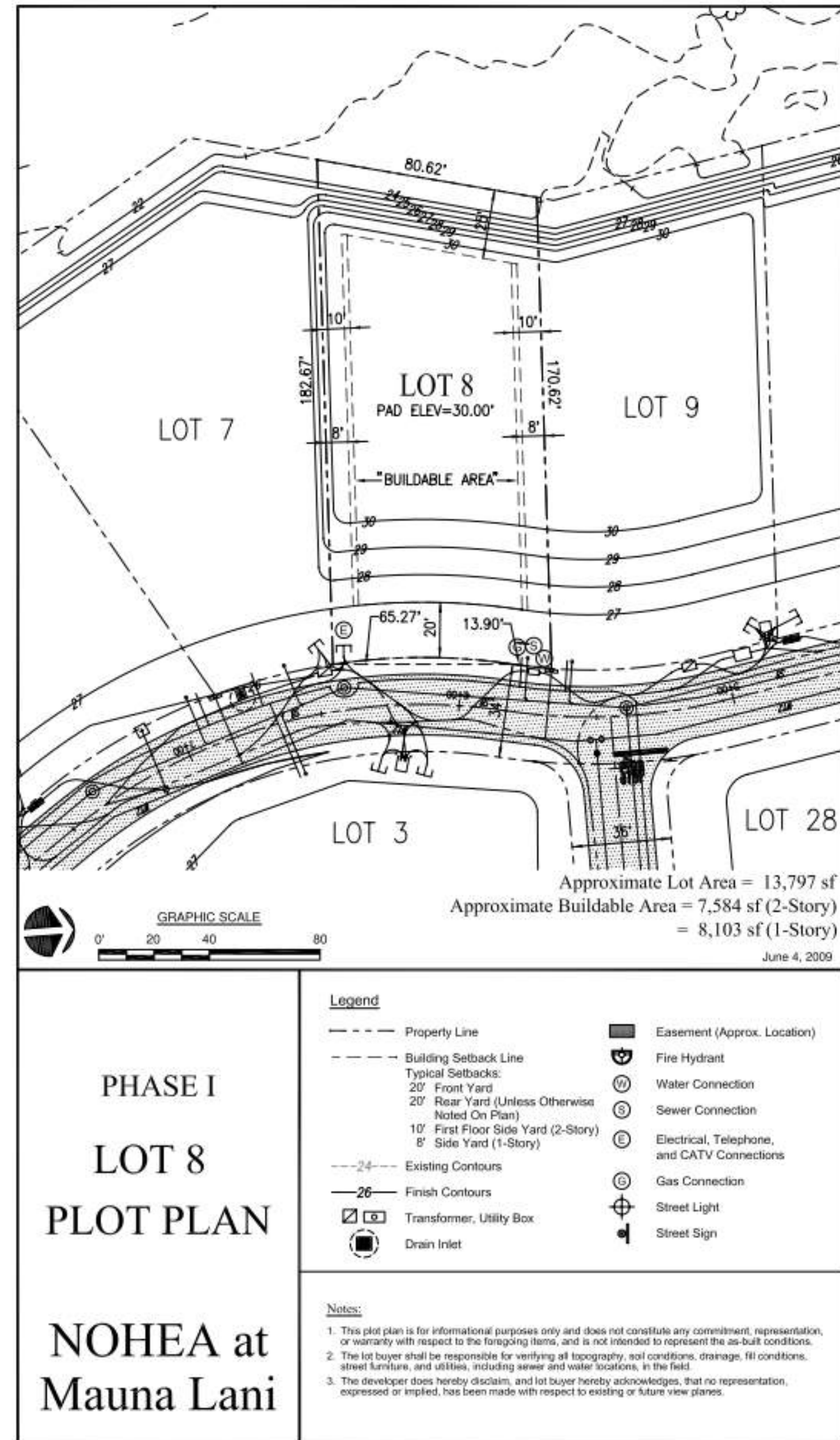
SCALE

SHEET

**COVER SHEET**

SHEET

**A1.0**



**GENERAL CONTRACTOR:**

DATE	4/28/22
DESCRIPTION	FINAL DR SET
REVISIONS	
NO.	

**SINGLE FAMILY RESIDENCE**  
**LOT 8 NOHEA, PHASE 1**  
TMK: 3-6-8-043:008  
BLACK ROCK DEVELOPMENT LP  
2214 MCCULLOUGH ROAD  
NANAIMO BC V9S 4M8 CANADA  
PH: 250-756-9665 FAX: 250-756-9615

**CRAIG MONAGHAN, ARCHITECT**  
4522 LOWER DR. LAKE OSWEGO, OR 97035  
PH: 503-522-9000  
monaghan.craig@gmail.com

DATE: 4/28/22

SCALE:

SHEET

**SURVEY**

SHEET

**A1.1**



THIS WORK WAS PREPARED BY ME OR UNDER MY SUPERVISION. CONSTRUCTION OF THIS PROJECT WILL BE UNDER MY OBSERVATION.

SIGNATURE  
EXPIRATION 4/30/24

GENERAL CONTRACTOR:

REVISIONS  
NO. DESCRIPTION  
FINAL DR SET

**SINGLE FAMILY RESIDENCE  
LOT 8 NOHEA, PHASE 1**  
TMK: 3-6-8-043:008  
BLACK ROCK DEVELOPMENT LP  
2214 MCCULLOUGH ROAD  
NANAIMO BC V9S 4M8 CANADA  
PH: 250-756-9665 FAX: 250-756-9615

CRAIG MONAGHAN, ARCHITECT  
4522 LOWER DR. LAKE OSWEGO, OR 97035  
PH: 503-522-9000  
monaghan.craig@gmail.com

DATE 4/28/22

SCALE As indicated

SHEET

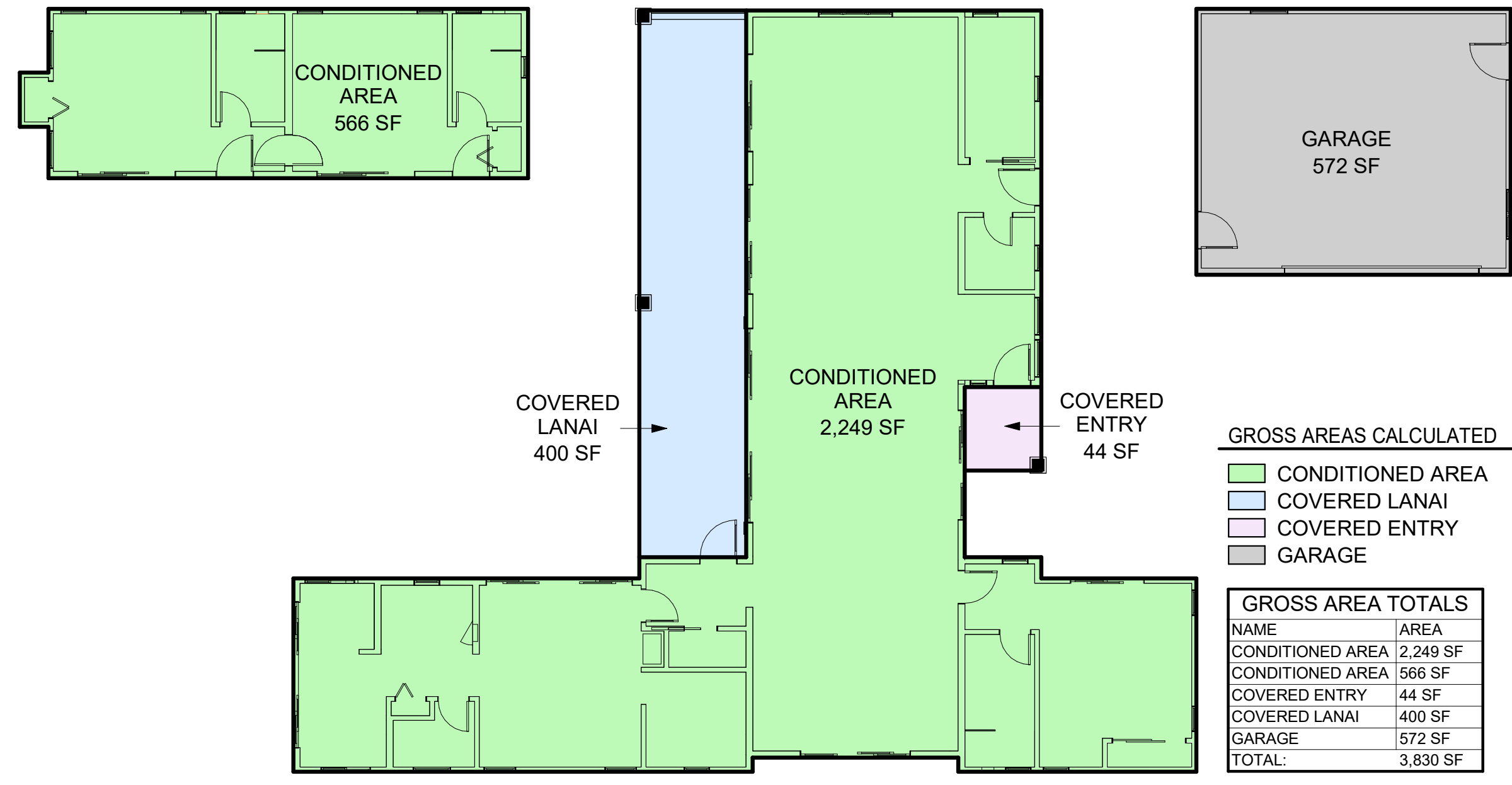
**SITE PLAN**

SHEET

A1.3

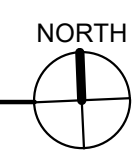
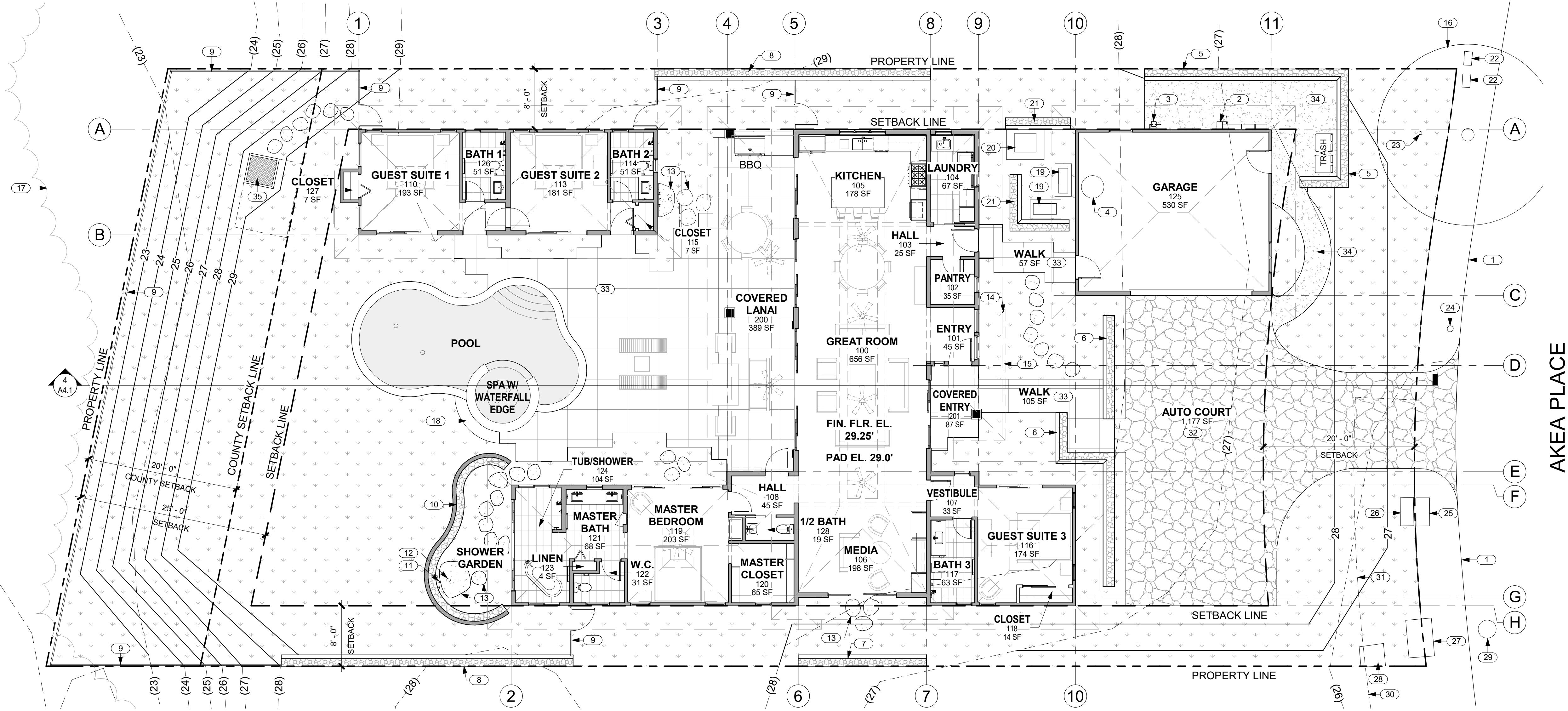
**KEYNOTES**

NO.	NOTE
1	EDGE OF ASPHALT.
2	ELECTRICAL GEAR.
3	GAS METER.
4	SOLAR WATER HEATER OPTION OR HEAT PUMP.
5	6'-0" HIGH FROM FINISH GRADE A/A' LAVA ROCK WALL SCREENS TRASH AND RECYCLE AREA.
6	6'-0" HIGH FROM FINISH GRADE A/A' LAVA ROCK WALL SCREENS FRONT OF RESIDENCE.
7	6'-0" HIGH FROM FINISH GRADE A/A' LAVA ROCK WALL SCREENS MEDIA 106.
8	6'-0" HIGH FROM FINISH GRADE A/A' LAVA ROCK WALL SCREENS POOL AREA.
9	4" HIGH SQUARE TUBE W/ SQUARE PICKETS @ 4" O.C. BAKED ENAMEL FENCE AND SELF CLOSING, SELF LATCHING GATE BY MAJESTIC FENCE COMPANY SCREENS POOL AREA.
10	6'-0" HIGH FROM FINISH GRADE A/A' LAVA ROCK WALL SCREENS SHOWER GARDEN.
11	3" BRONZE DRAIN BODY, TIE TO STORM.
12	6" DIAMETER RAIN HEAD W/ COPPER PIPE.
13	CUT BASALT STEPPING STONES.
14	CHAIN DRAIN.
15	BAKED ENAMEL ALUMINUM 6" HALF ROUND GUTTER WITH CHAIN DRAIN.
16	EXISTING TREE.
17	EXISTING TREE LINE.
18	18" WIDE CONC. APRON.
19	CONDENSER.
20	POOL HEATER.
21	6'-0" HIGH FROM FINISH GRADE A/A' LAVA ROCK WALL SCREENS POOL HEATER AND CONDENSER AREA.
22	WATER METER.
23	CLEAN OUT.
24	ICV.
25	HT.
26	TV.
27	HELCO.
28	TRANSFORMER.
29	MH.
30	EASEMENT "E-6" FOR ELECTRICAL PURPOSES.
31	EASEMENT "E-7" FOR ELECTRICAL PURPOSES.
32	CUT BASALT PAVERS & GRASS.
33	CONCRETE.
34	GRAVEL.
35	POOL EQUIPMENT VAULT ACCESS HATCH, LID & TOP OF VAULT @ 28.5'.



**ROOM AREAS CALCULATED TO INTERIOR F.O. FINISH**

NO.	NAME	AREA
100	GREAT ROOM	656 SF
101	ENTRY	45 SF
102	PANTRY	35 SF
103	HALL	25 SF
104	LAUNDRY	67 SF
105	KITCHEN	178 SF
106	MEDIA	198 SF
107	VESTIBULE	33 SF
108	HALL	45 SF
109	CLOSET	0 SF
110	GUEST SUITE 1	193 SF
113	GUEST SUITE 2	181 SF
114	BATH 2	51 SF
115	CLOSET	7 SF
116	GUEST SUITE 3	174 SF
117	BATH 3	63 SF
118	CLOSET	14 SF
119	MASTER BEDROOM	203 SF
120	MASTER CLOSET	65 SF
121	MASTER BATH	68 SF
122	W.C.	31 SF
123	LINEN	4 SF
124	TUB/SHOWER	104 SF
125	GARAGE	530 SF
126	BATH 1	51 SF
127	CLOSET	7 SF
128	1/2 BATH	19 SF
129	UTILITY	0 SF
TOTAL:		3,045 SF





THIS WORK WAS PREPARED BY ME OR UNDER MY SUPERVISION. CONSTRUCTION OF THIS PROJECT WILL BE UNDER MY OBSERVATION.

SIGNATURE  
EXPIRATION 4/30/24

GENERAL CONTRACTOR:

DATE	4/28/22
REVISIONS	
NO.	DESCRIPTION
	FINAL DR SET

**SINGLE FAMILY RESIDENCE**  
**LOT 8 NOHEA, PHASE 1**  
**TMK: 3-6-8-043:008**  
 BLACK ROCK DEVELOPMENT LP  
 2214 MCCULLOUGH ROAD  
 NANAIMO BC V9S 4M8 CANADA  
 PH: 250-756-9665 FAX: 250-756-9615

CRAIG MONAGHAN, ARCHITECT  
 4522 LOWER DR. LAKE OSWEGO, OR 97035  
 PH: 503-522-9000  
 monaghan.craig@gmail.com

DATE 4/28/22

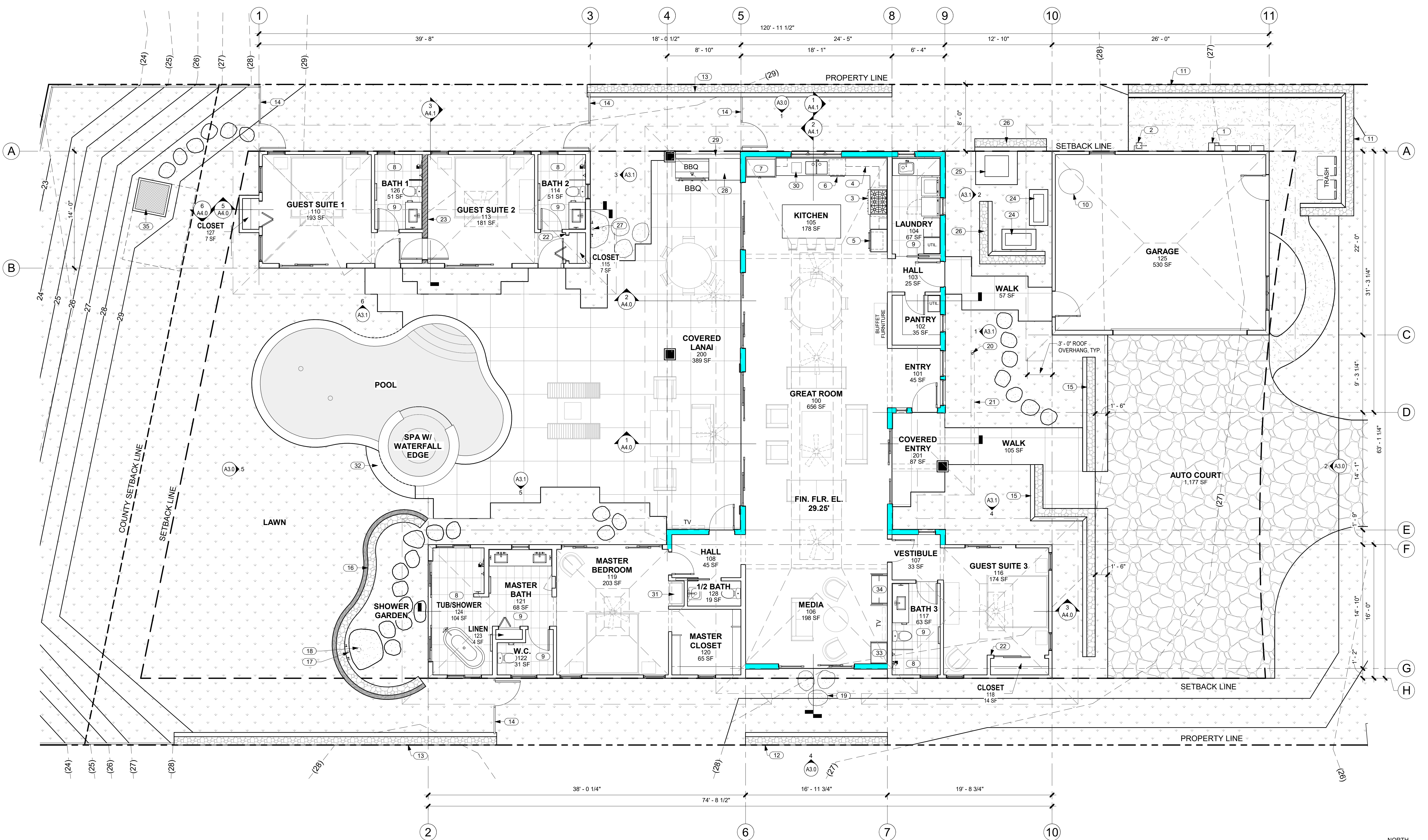
SCALE As indicated

SHEET

**FLOOR PLAN**

SHEET

**A2.1**



**1 FLOOR PLAN**  
 A2.1 SCALE: 3/16" = 1'-0"

NO.	NOTE
1	ELECTRICAL GEAR.
2	GAS METER.
3	GAS RANGETOP.
4	UPPER CABINETS ABOVE.
5	OVEN AND MICROWAVE.
6	DISHWASHER.
7	REFRIGERATOR.
8	TILE FLOOR AND WALLS.
9	TILE FLOOR AND BASE.
10	SOLAR WATER HEATER OPTION OR HEAT PUMP.
11	6'-0" HIGH FROM FINISH GRADE A/A' LAVA ROCK WALL SCREENS TRASH AND RECYCLE AREA.
12	6'-0" HIGH FROM FINISH GRADE A/A' LAVA ROCK WALL SCREENS MEDIA 106.

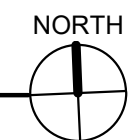
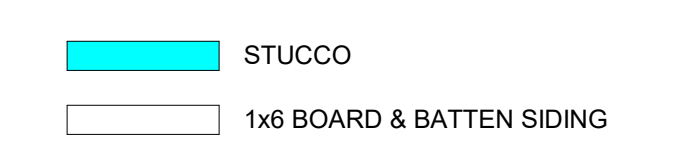
NO.	NOTE
13	6'-0" HIGH FROM FINISH GRADE A/A' LAVA ROCK WALL SCREENS POOL AREA.
14	4" HIGH SQUARE TUBE W/ SQUARE PICKETS @ 4" O.C. BAKED ENAMEL FENCE AND SELF CLOSING, SELF LATCHING GATE BY MAJESTIC FENCE COMPANY SCREENS POOL AREA.
15	6'-0" HIGH FROM FINISH GRADE A/A' LAVA ROCK WALL SCREENS FRONT OF RESIDENCE.
16	6'-0" HIGH FROM FINISH GRADE A/A' LAVA ROCK WALL SCREENS SHOWER GARDEN.
17	3" BRONZE DRAIN BODY, TIE TO STORM.
18	6" DIAMETER RAIN HEAD W/ COPPER PIPE.
19	CUT BASALT STEPPING STONES.
20	CHAIN DRAIN.
21	BAKED ENAMEL ALUMINUM 6" HALF ROUND GUTTER WITH CHAIN DRAIN.
22	TOP OF CLOSET WALL @ +7'-8" A.F.F.

NO.	NOTE
23	2 X 6 WALL WITH R.C. CHANNELS AND ROCKWOOL S.A.B.
24	CONDENSER.
25	POOL HEATER.
26	6'-0" HIGH FROM FINISH GRADE A/A' LAVA ROCK WALL SCREENS POOL HEATER AND CONDENSER AREA.
27	SURFACE MOUNTED COPPER TUBING PLUMBING, DRAIN TIED TO SEWER.
28	COUNTERTOP W/ CAB BELOW.
29	4" HIGH TILE CLAD WALL.
30	BUILT-IN CUTTING BD. W/ PULL OUT TRASH BELOW.
31	FURNITURE ALCOVE.
32	18" CONC. APRON.
33	AVV CAB.
34	DESK.
35	POOL EQUIPMENT VAULT ACCESS HATCH. LID & TOP OF VAULT @ 28.5'.

**GENERAL NOTES**

- GRIDLINES REPRESENT F.O. CONC. SLAB AND EXTERIOR F.O. SIDING @ WALLS W/ SIDING.
- GRIDLINES REPRESENT F.O. CONC. SLAB AND EXTERIOR F.O. SHEATHING @ WALLS W/ STUCCO.

**EXTERIOR WALL MATERIAL LEGEND**





THIS WORK WAS PREPARED BY ME OR UNDER MY SUPERVISION. CONSTRUCTION OF THIS PROJECT WILL BE UNDER MY OBSERVATION.

SIGNATURE  
EXPIRATION 4/30/24

GENERAL CONTRACTOR:

REVISIONS NO.	DESCRIPTION	DATE
1	FINAL DR SET	4/28/22

**SINGLE FAMILY RESIDENCE**  
**LOT 8 NOHEA, PHASE 1**  
**TMK: 3-6-8-043:008**  
 BLACK ROCK DEVELOPMENT LP  
 2214 MCCULLOUGH ROAD  
 NANAIMO BC V9S 4M8 CANADA  
 PH: 250-756-9665 FAX: 250-756-9615

CRAIG MONAGHAN, ARCHITECT  
 4522 LOWER DR. LAKE OSWEGO, OR 97035  
 PH: 503-522-9000  
 monaghan.craig@gmail.com

DATE 4/28/22

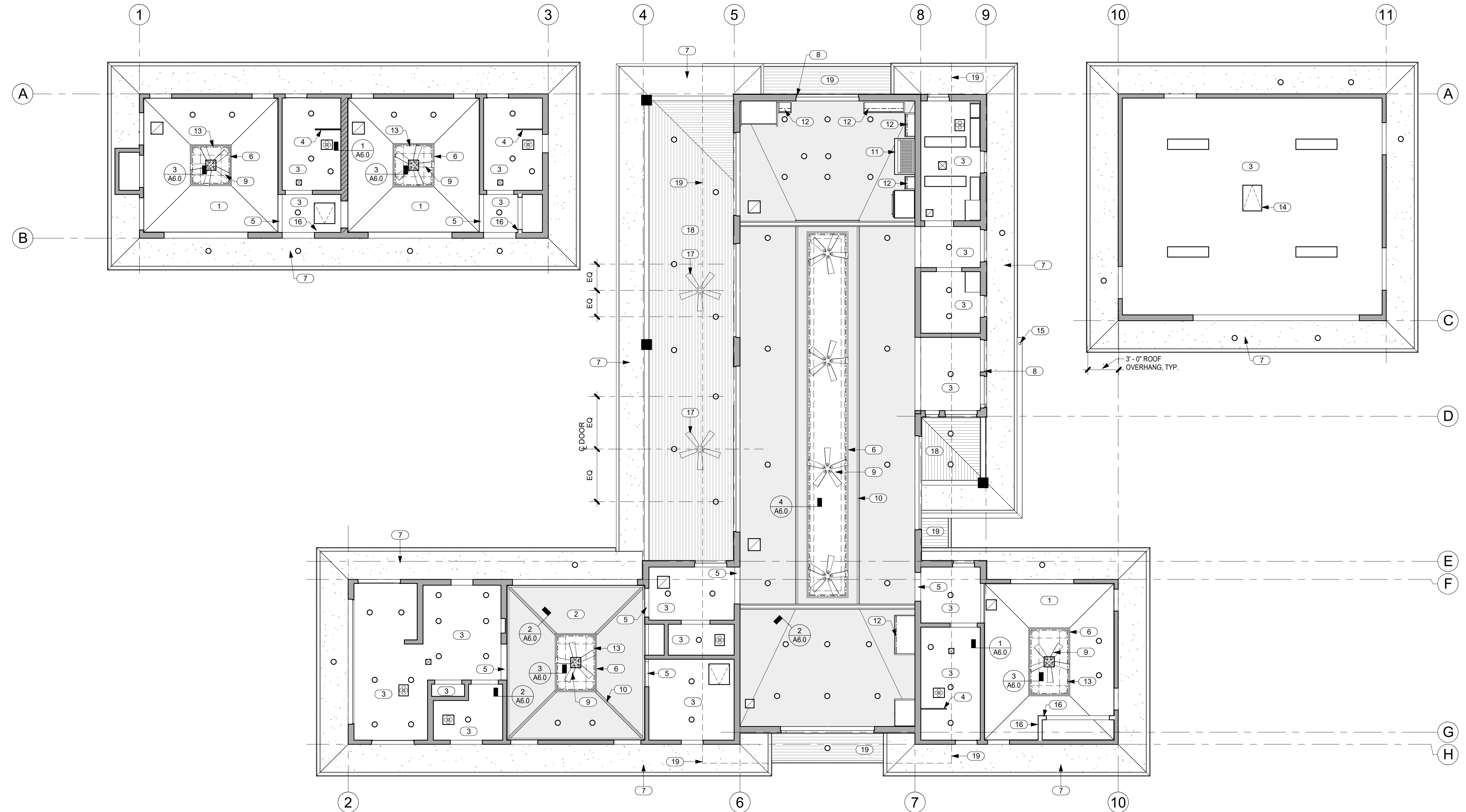
SCALE As indicated

SHEET

**REFLECTED CEILING PLAN**

SHEET

A2.4



**1**  
**A2.4 REFLECTED CEILING PLAN**  
 SCALE: 3/16" = 1'-0"

**GENERAL NOTES**

- SEE ELECTRICAL FOR LIGHT FIXTURES AND SMOKE DETECTORS.
- SEE MECHANICAL FOR GRILLES AND ACCESS PANELS.

**KEYNOTES**

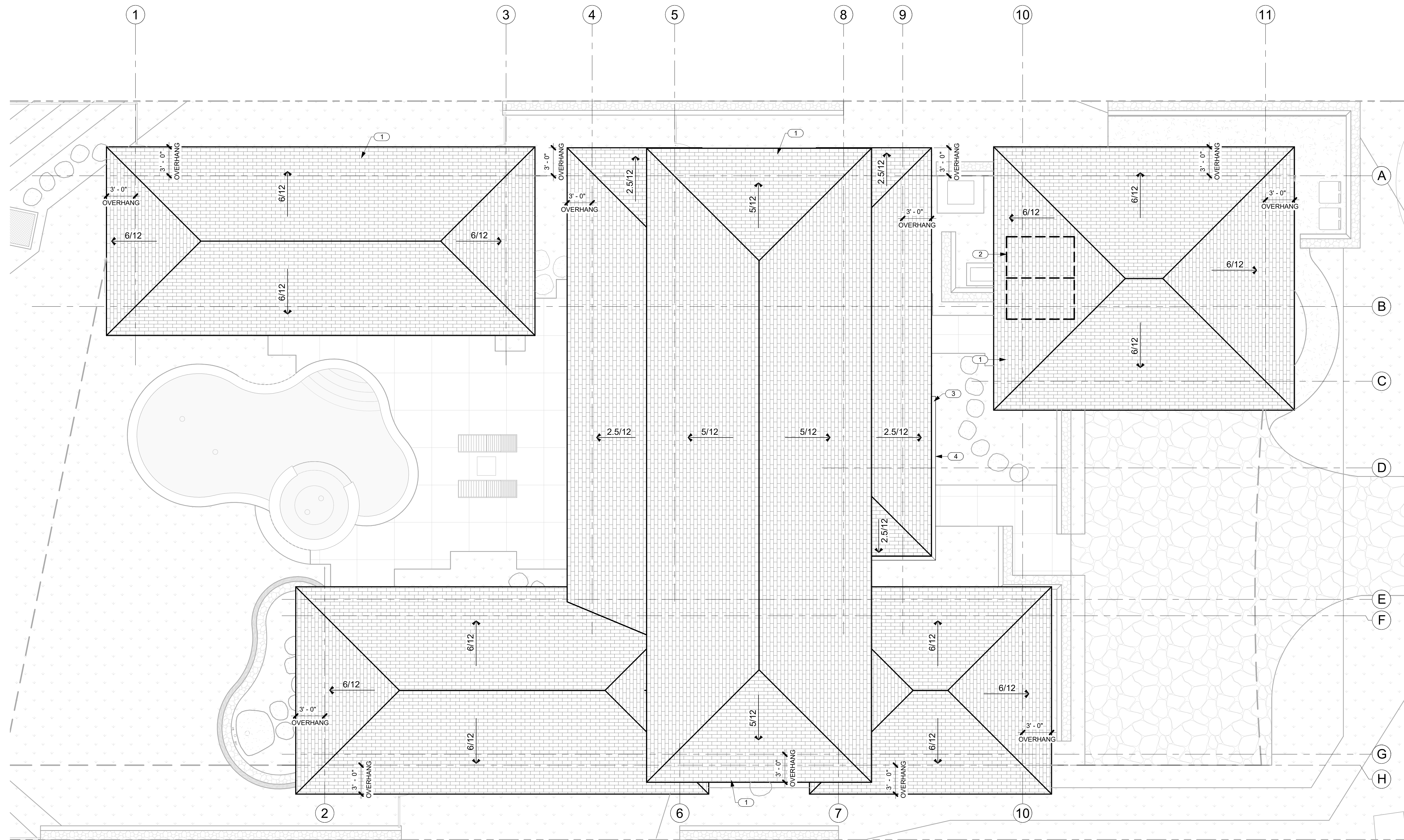
NO.	NOTE
1	5/8" GYP. BD. VAULTED CEILING 4/12 SLOPE.
2	5/8" GYP. BD. VAULTED CEILING W/ GRASS CLOTH AND STAINED WOOD TRIM 4/12 SLOPE.
3	5/8" GYP. BD. CEILING @ 9'-0" A.F.F.
4	FULL HT. GLASS WALL @ SHOWER, 1/2" TEMP. CLEAR, FRAMELESS, GLAZING CHANNEL TOP AND BOTTOM.
5	GYP. BD. SOFFIT @ 8'-0" A.F.F.
6	FRETWORK PANEL.
7	EAVES: 3/8" STUCCO ON 5/8" DENSGLASS TYP.
8	STUCCO RETURNS @ STUCCO WINDOW AND DOOR OPENINGS TYP.
9	CEILING FAN.
10	STAINED WOOD TRIM.
11	RANGE HOOD.
12	LED UNDERCABINET LIGHTING.
13	LED ABOVE FRETWORK PANEL.
14	22" X 30" ATTIC ACCESS.
15	CHAIN DRAIN.
16	TOP OF CLOSET WALL @ +7'-8" A.F.F.
17	CEILING FAN BOTTOM @ 9'-0" A.F.F.
18	SOFFITS: 1 X 6 T&G CEDAR W/ CLEAR FINISH TYP.
19	HIGH ROOF EAVE ABOVE, SOFFITS: 1 X 6 T&G CEDAR W/ CLEAR FINISH TYP.

**LEGEND**

- RETURN REGISTER
- SUPPLY DIFFUSER
- EXHAUST FAN
- RECESSED DOWNLIGHT
- 1 x 4 SURFACE MOUNT
- LED LIGHTING SEE KEYNOTES FOR LOCATIONS
- CEILING FAN
- ACCESS PANELS, COORDINATE W/ MECHANICAL. SEE TYP.



**2**  
**A2.4 TYP. FRETWORK PANEL**  
 SCALE: 1" = 1'-0"



1 ROOF PLAN  
A2.5 SCALE: 3/16" = 1'-0"

NO.	NOTE
1	SYNTHETIC POLYMER SHINGLE "BORAL GRAPHITE CR 733" BY INSPIRE.
2	SOLAR WATER HEATING PANELS (OPTION TO HEAT PUMP).
3	CHAIN DRAIN.
4	BAKED ENAMEL ALUMINUM 6" HALF ROUND GUTTER WITH CHAIN DRAIN.



THIS WORK WAS PREPARED BY ME OR UNDER MY SUPERVISION. CONSTRUCTION OF THIS PROJECT WILL BE UNDER MY OBSERVATION.

SIGNATURE  
EXPIRATION 4/30/24

GENERAL CONTRACTOR:

REVISIONS NO.	DESCRIPTION	DATE
1	FINAL DR SET	4/28/22

**SINGLE FAMILY RESIDENCE  
LOT 8 NOHEA, PHASE 1**  
TMK: 3-6-8-043:008  
BLACK ROCK DEVELOPMENT LP  
2214 MCCULLOUGH ROAD  
NANAIMO BC V9S 4M8 CANADA  
PH: 250-756-9665 FAX: 250-756-9615

CRAIG MONAGHAN, ARCHITECT  
4522 LOWER DR. LAKE OSWEGO, OR 97035  
PH: 503-522-9000  
monaghan.craig@gmail.com

DATE 4/28/22

SCALE 3/16" = 1'-0"

SHEET

ROOF PLAN

SHEET

A2.5



THIS WORK WAS PREPARED BY ME OR UNDER MY SUPERVISION. CONSTRUCTION OF THIS PROJECT WILL BE UNDER MY OBSERVATION.

SIGNATURE  
EXPIRATION 4/30/24

GENERAL CONTRACTOR:

REVISIONS NO.	DESCRIPTION	DATE
1	FINAL DR SET	4/28/22

**SINGLE FAMILY RESIDENCE**  
**LOT 8 NOHEA, PHASE 1**  
**TMK: 3-6-8-043:008**  
 BLACK ROCK DEVELOPMENT LP  
 2214 MCCULLOUGH ROAD  
 NANAIMO BC V9S 4M8 CANADA  
 PH: 250-756-9665 FAX: 250-756-9615

CRAIG MONAGHAN, ARCHITECT  
 4522 LOWER DR. LAKE OSWEGO, OR 97035  
 PH: 503-522-9000  
 monaghan.craig@gmail.com

DATE: 4/28/22

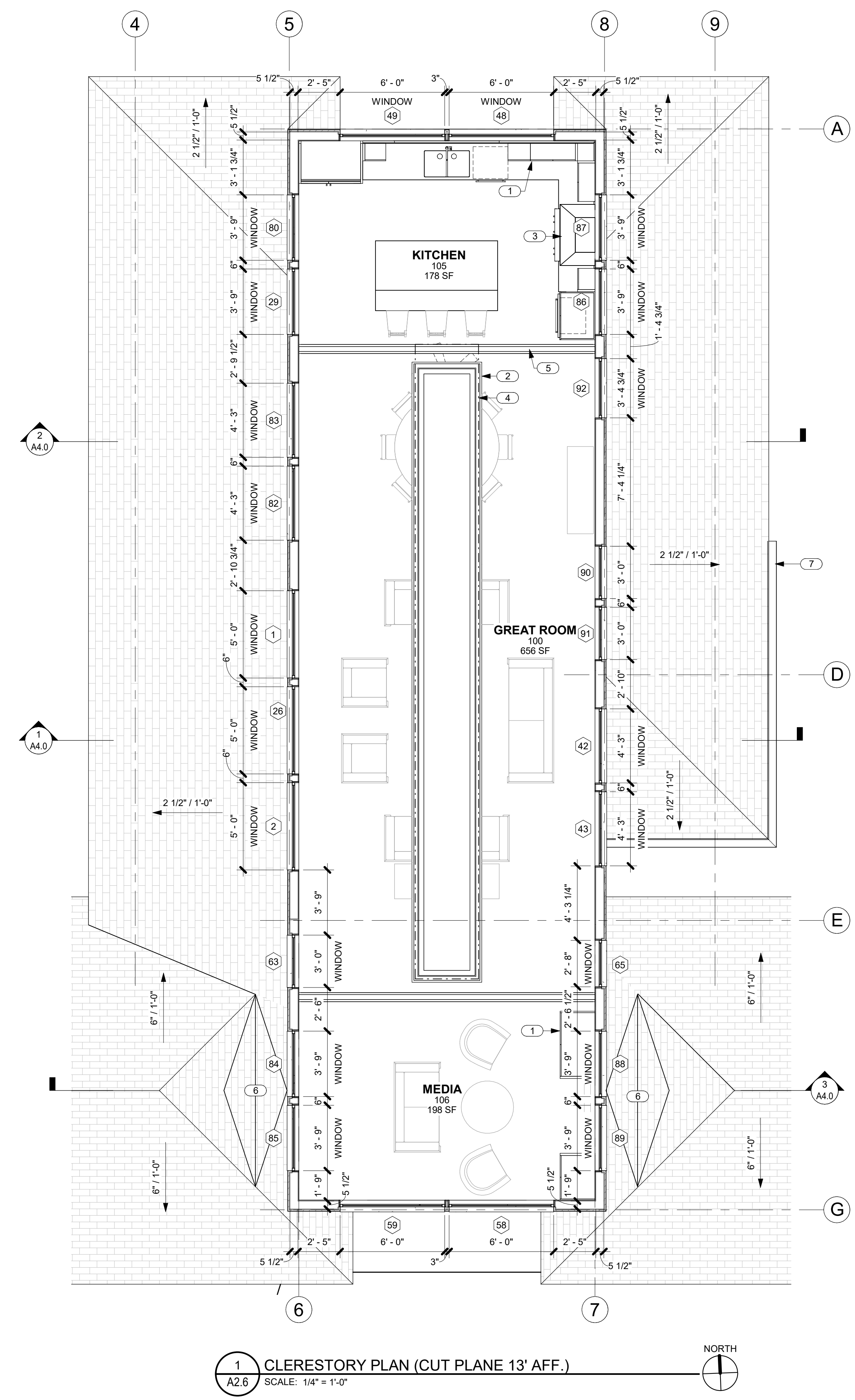
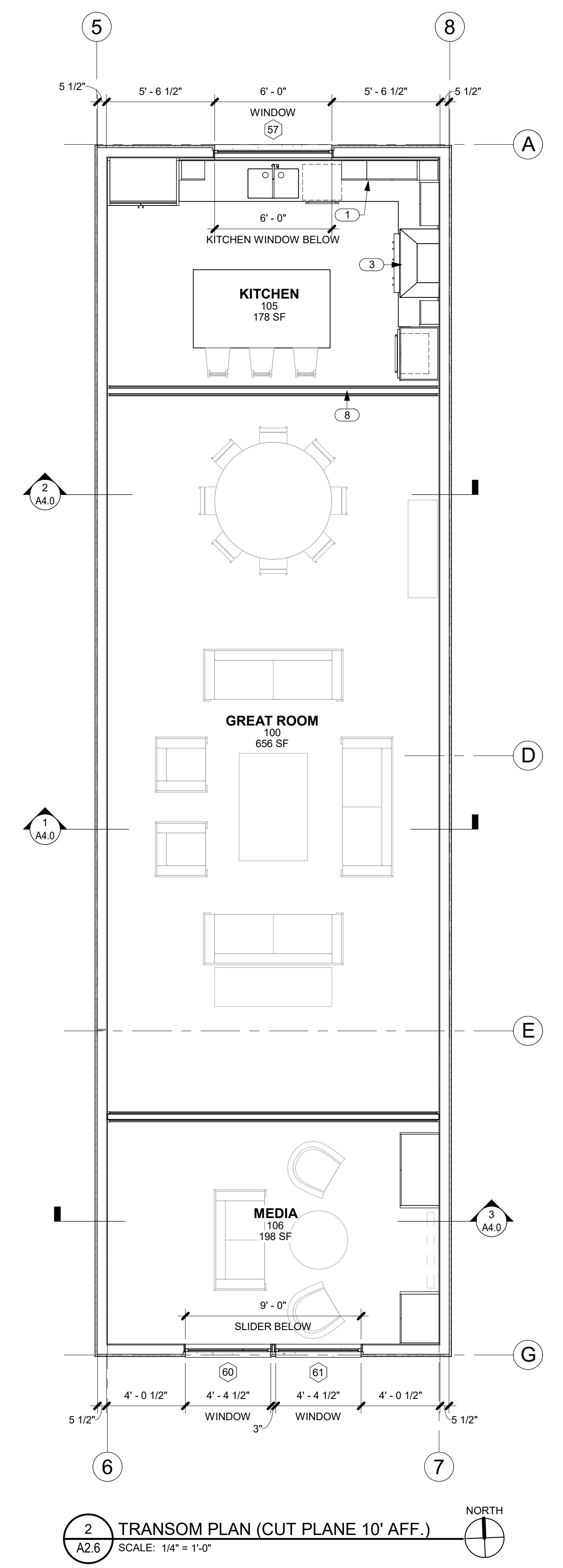
SCALE: 1/4" = 1'-0"

SHEET

**CLERESTORY PLAN**

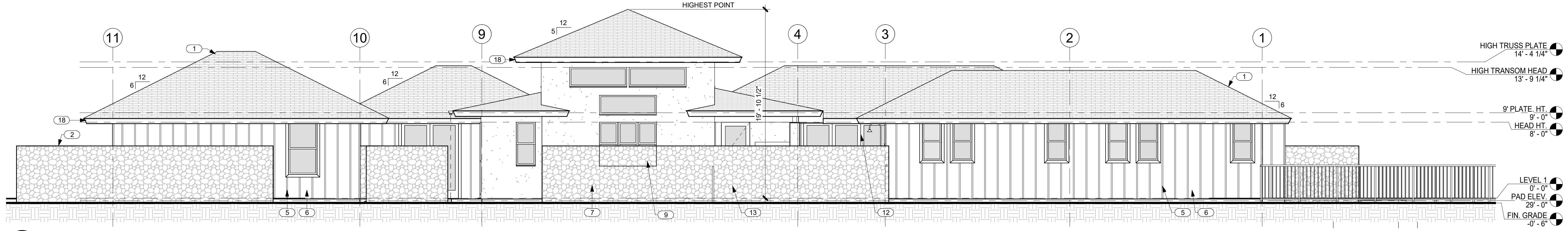
SHEET

**A2.6**

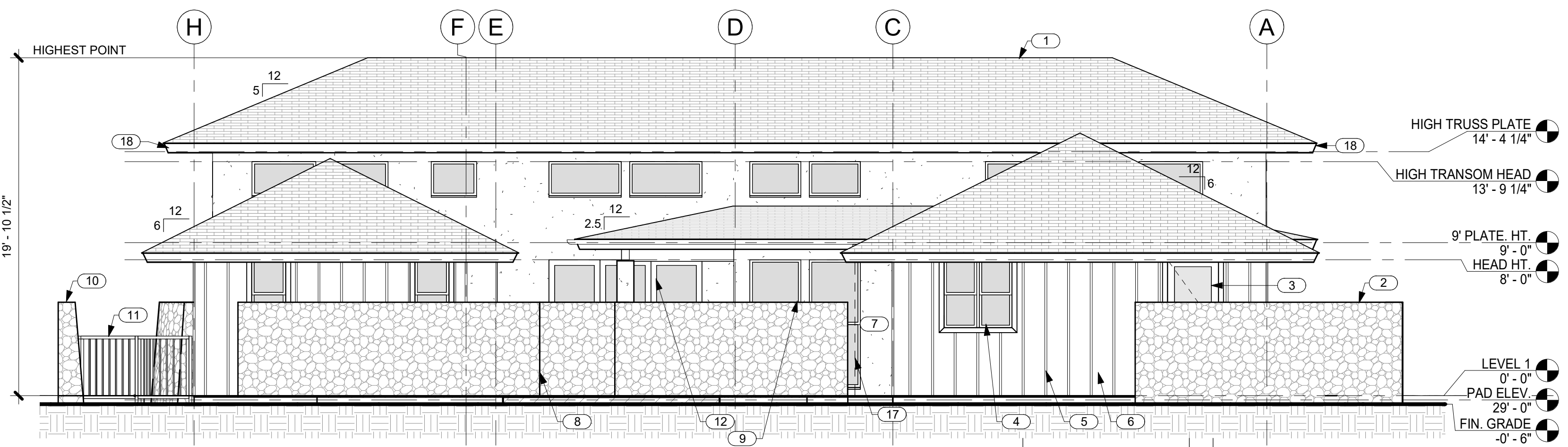


NOTE:  
 DIMENSIONS ARE TO F.O. STUD AND DOOR AND WINDOW OPENINGS.

NO.	NOTE
1	UPPER CABINETS.
2	FRETWORK PANEL.
3	RANGE HOOD
4	LED ABOVE FRETWORK PANEL.
5	BEAM BELOW.
6	ROOF CRICKET.
7	BAKED ENAMEL ALUMINUM 6" HALF ROUND GUTTER WITH CHAIN DRAIN.
8	BTM. OF BEAM @ 9'-0" AFF.

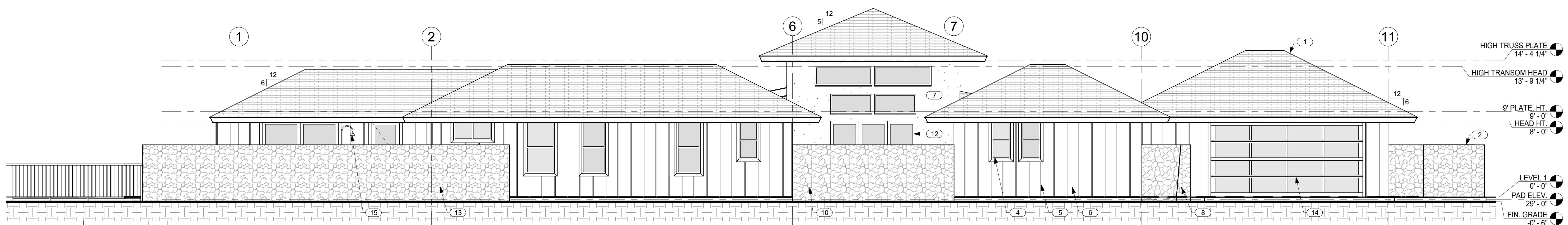


1 NORTH ELEVATION  
A3.0 SCALE: 3/16" = 1'-0"

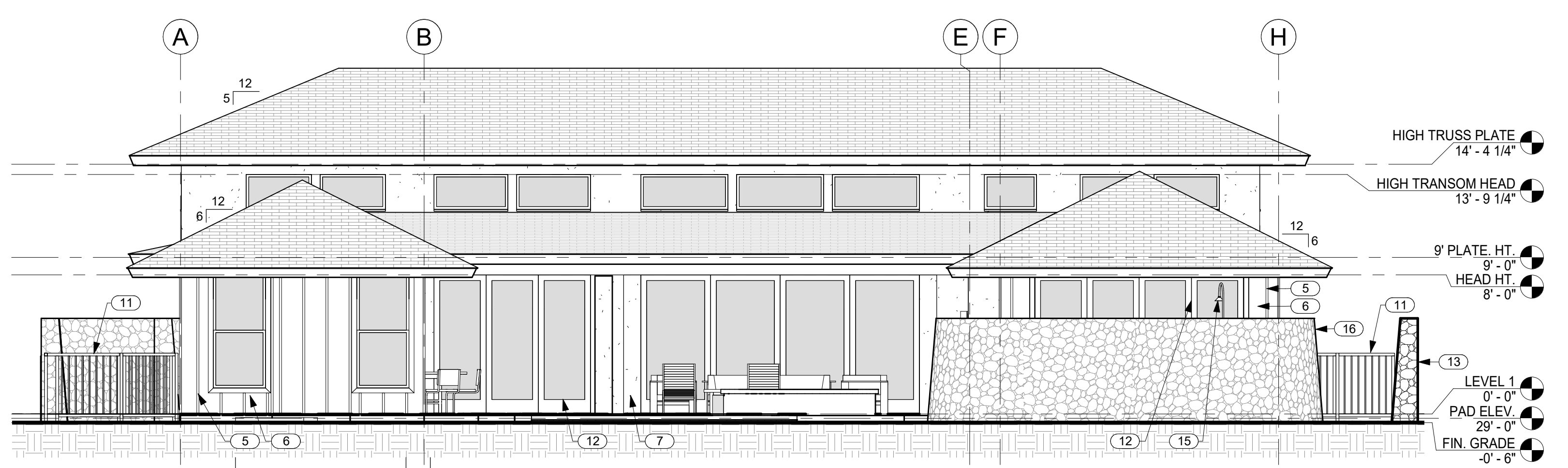


2 EAST ELEVATION  
A3.0 SCALE: 3/16" = 1'-0"

NO.	NOTE
1	SYNTHETIC POLYMER SHINGLE "BORAL GRAPHITE CR 733" BY INSPIRE.
2	6'-0" HIGH FROM FINISH GRADE A'A LAVA ROCK WALL SCREENS TRASH AND RECYCLE AREA.
3	ALUMINUM CLAD WOOD DOOR WITH OBSCURE GLASS.
4	ANODIZED ALUMINUM DOUBLE GLAZED WINDOWS.
5	1 X 2 CEDAR BATTS @ 16"O.C.
6	5/8" BRECKINRIDGE SIDING.
7	SAND FINISH STUCCO W/ INTEGRAL COLOR.
8	6'-0" HIGH FROM FINISH GRADE A'A LAVA ROCK WALL SCREENS FRONT OF RESIDENCE.
9	ANODIZED ALUMINUM DOUBLE GLAZED WINDOWS W/ STUCCO SILLS AT STUCCO WINDOW OPENINGS.
10	6'-0" HIGH FROM FINISH GRADE A'A LAVA ROCK WALL SCREENS MEDIA 106.
11	4" HIGH SQUARE TUBE W/ SQUARE PICKETS @ 4"O.C. BAKED ENAMEL FENCE AND SELF CLOSING, SELF LATCHING GATE BY MAJESTIC FENCE COMPANY SCREENS POOL AREA.
12	ANODIZED ALUMINUM SINGLE GLAZED SLIDING DOORS.
13	6'-0" HIGH FROM FINISH GRADE A'A LAVA ROCK WALL SCREENS POOL AREA.
14	ANODIZED ALUMINUM GARAGE DOOR W/ WHITE OBSCURE LAMINATED GLASS.
15	6" DIAMETER RAIN HEAD W/ COPPER PIPE.
16	6'-0" HIGH FROM FINISH GRADE A'A LAVA ROCK WALL SCREENS SHOWER GARDEN.
17	CHAIN DRAIN.
18	1 X T.K.W.R. CEDAR FASCIA W/ SEMI TRANSPARENT STAIN TYP.



4 SOUTH ELEVATION  
A3.0 SCALE: 3/16" = 1'-0"



5 WEST ELEVATION  
A3.0 SCALE: 3/16" = 1'-0"



THIS WORK WAS PREPARED BY ME OR UNDER MY SUPERVISION. CONSTRUCTION OF THIS PROJECT WILL BE UNDER MY OBSERVATION.

SIGNATURE  
EXPIRATION 4/30/24

GENERAL CONTRACTOR:

REVISIONS NO.	DESCRIPTION	DATE
1	FINAL DR SET	4/28/22

**SINGLE FAMILY RESIDENCE**  
**LOT 8 NOHEA, PHASE 1**  
TMK: 3-6-8-043:008  
BLACK ROCK DEVELOPMENT LP  
2214 MCCULLOUGH ROAD  
NANAIMO BC V9S 4M8 CANADA  
PH: 250-756-9665 FAX: 250-756-9615

CRAIG MONAGHAN, ARCHITECT  
4522 LOWER DR. LAKE OSWEGO, OR 97035  
PH: 503-522-9000  
monaghan.craig@gmail.com

DATE 4/28/22

SCALE 3/16" = 1'-0"

SHEET

**EXTERIOR ELEVATIONS**

SHEET

**A3.0**





THIS WORK WAS PREPARED BY ME OR UNDER MY SUPERVISION. CONSTRUCTION OF THIS PROJECT WILL BE UNDER MY OBSERVATION.

SIGNATURE  
EXPIRATION 4/30/24

GENERAL CONTRACTOR:

REVISIONS NO.	DESCRIPTION	DATE
1	FINAL DR SET	4/28/22

**SINGLE FAMILY RESIDENCE  
LOT 8 NOHEA, PHASE 1**  
**TMK: 3-6-8-043:008**  
 BLACK ROCK DEVELOPMENT LP  
 2214 MCCULLOUGH ROAD  
 NANAIMO BC V9S 4M8 CANADA  
 PH: 250-756-9665 FAX: 250-756-9615

CRAIG MONAGHAN, ARCHITECT  
 4522 LOWER DR. LAKE OSWEGO, OR 97035  
 PH: 503-522-9000  
 monaghan.craig@gmail.com

DATE 4/28/22

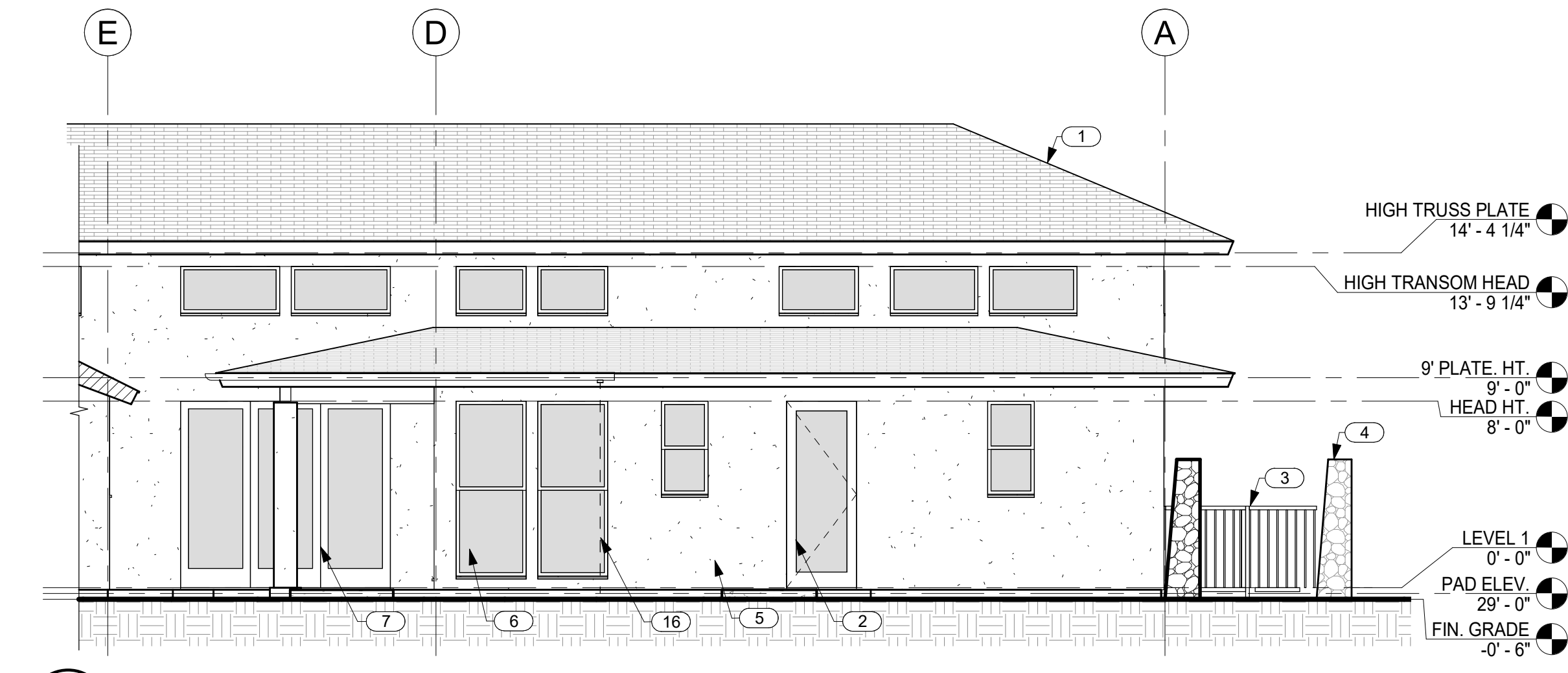
SCALE 3/16" = 1'-0"

SHEET

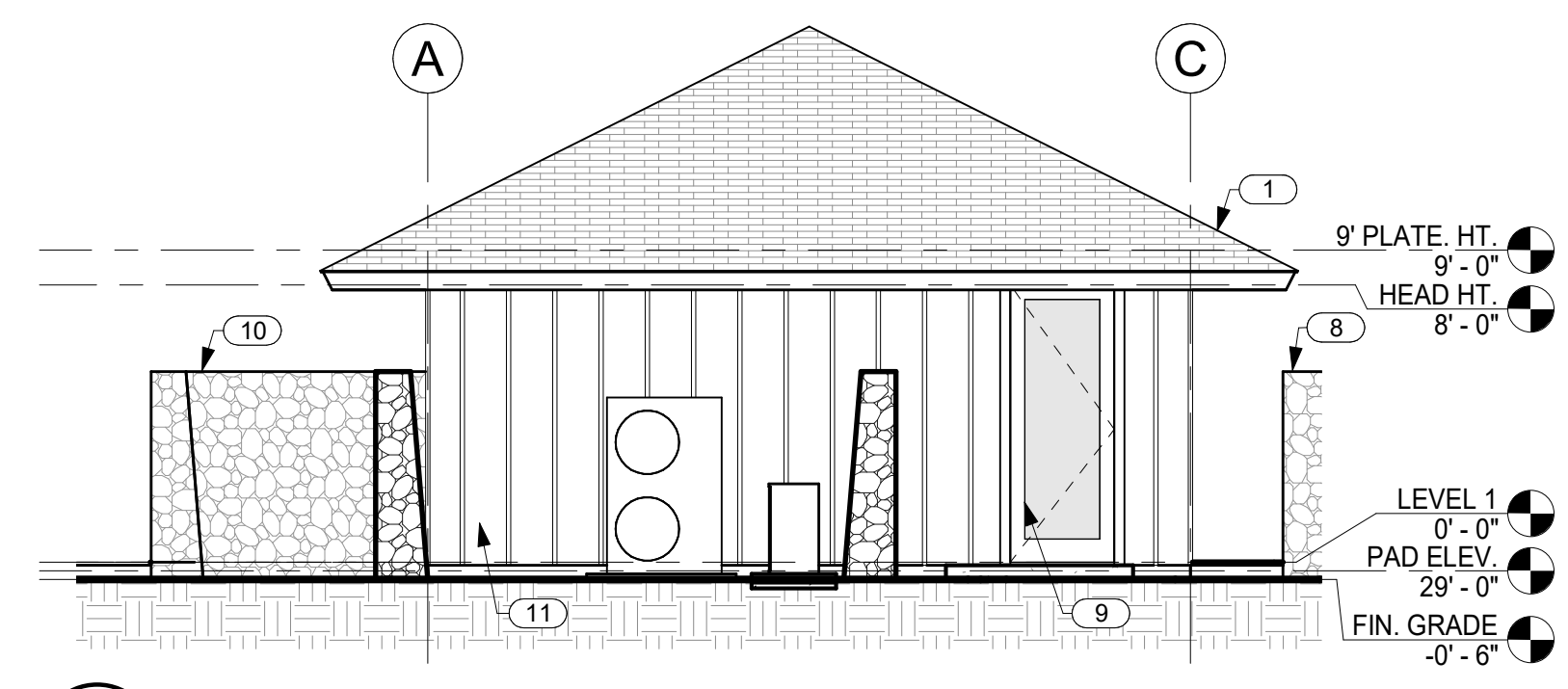
**EXTERIOR ELEVATIONS**

SHEET

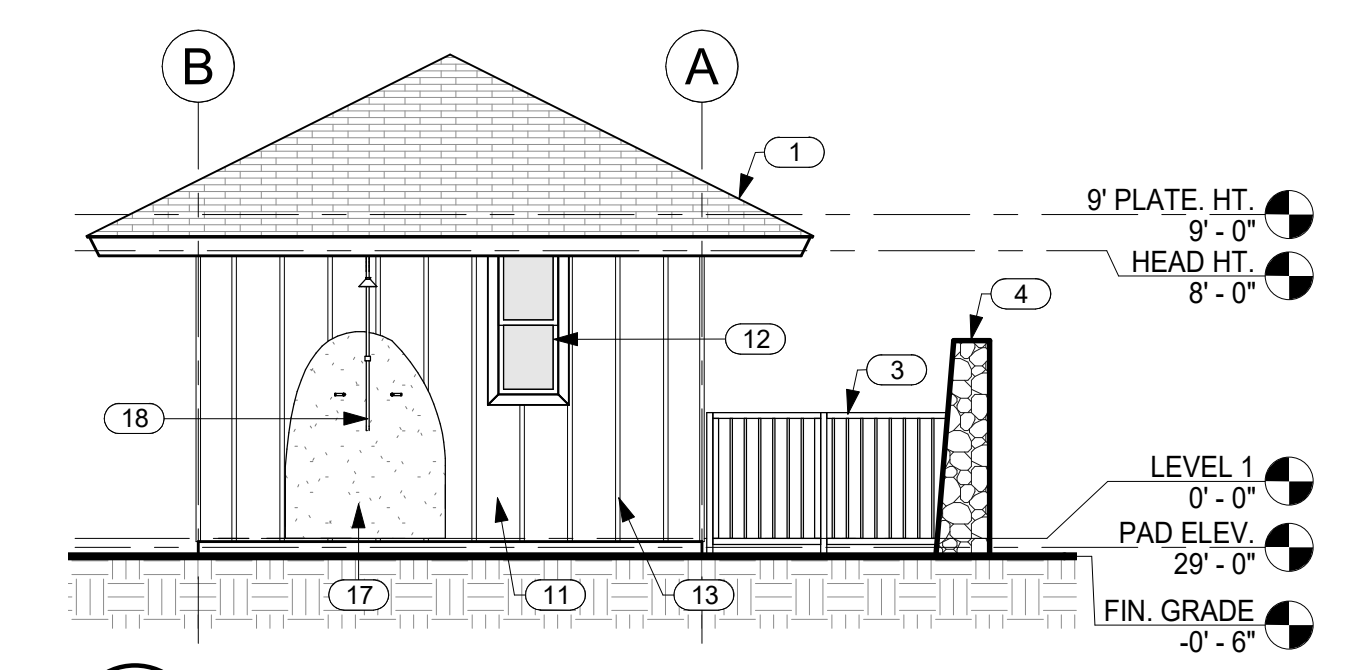
**A3.1**



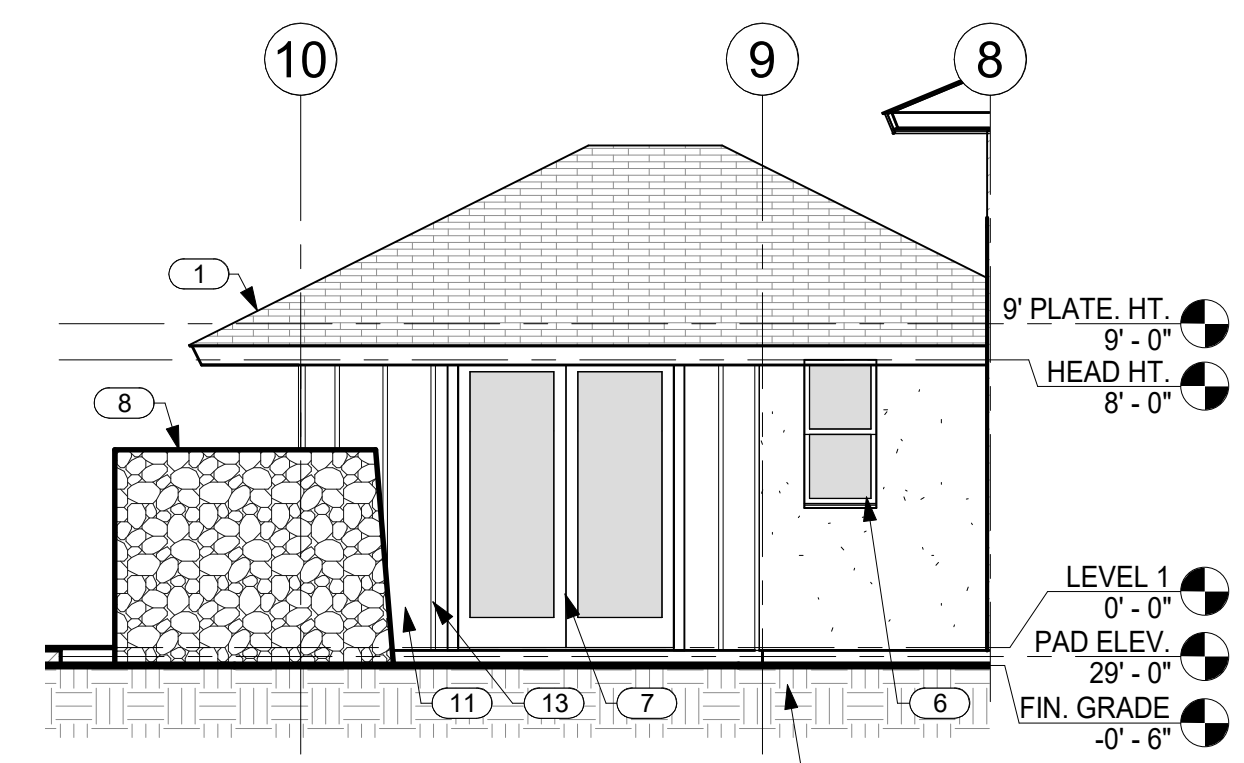
**1 EAST ELEVATION @ ENTRY 2**  
 A3.1 SCALE: 3/16" = 1'-0"



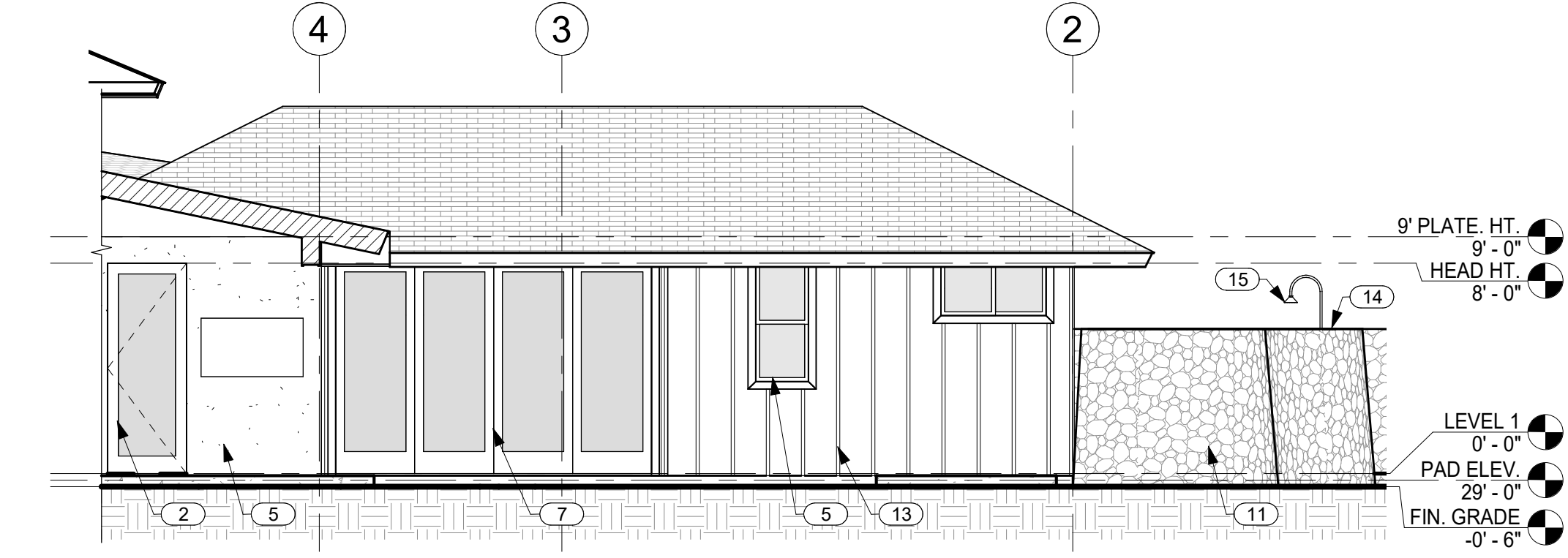
**2 WEST ELEVATION @ GARAGE**  
 A3.1 SCALE: 3/16" = 1'-0"



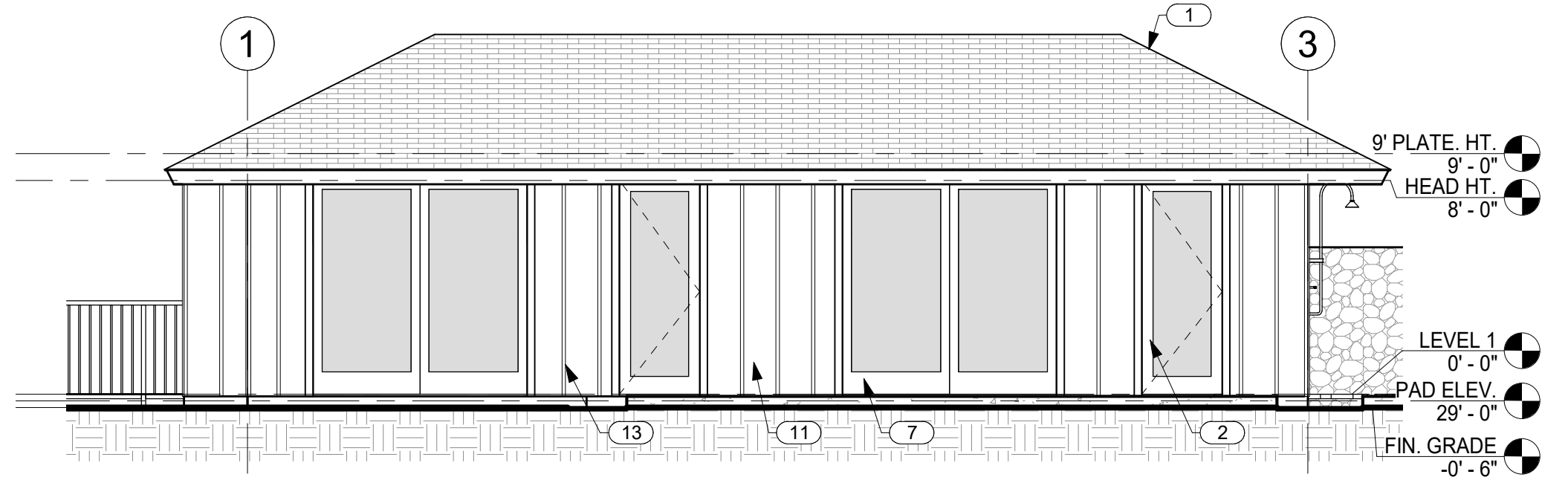
**3 EAST ELEVATION @ GUEST SUITE 2**  
 A3.1 SCALE: 3/16" = 1'-0"



**4 NORTH ELEVATION @ ENTRY**  
 A3.1 SCALE: 3/16" = 1'-0"



**5 NORTH ELEVATION @ MASTER BEDROOM**  
 A3.1 SCALE: 3/16" = 1'-0"



**6 SOUTH ELEVATION @ GUEST SUITES 1 AND 2**  
 A3.1 SCALE: 3/16" = 1'-0"

KEYNOTES	
NO.	NOTE
1	SYNTHETIC POLYMER SHINGLE "BORAL GRAPHITE CR 733" BY INSPIRE.
2	ALUMINUM CLAD WOOD DOOR.
3	4" HIGH SQUARE TUBE W/ SQUARE PICKETS @ 4" O.C. BAKED ENAMEL FENCE AND SELF CLOSING, SELF LATCHING GATE BY MAJESTIC FENCE COMPANY SCREENS POOL AREA.
4	6'-0" HIGH FROM FINISH GRADE A/A LAVA ROCK WALL SCREENS POOL AREA.
5	SAND FINISH STUCCO W/ INTEGRAL COLOR.
6	ANODIZED ALUMINUM DOUBLE GLAZED WINDOWS W/ STUCCO SILLS AT STUCCO WINDOW OPENINGS.
7	ANODIZED ALUMINUM SINGLE GLAZED SLIDING DOORS.
8	6'-0" HIGH FROM FINISH GRADE A/A LAVA ROCK WALL SCREENS FRONT OF RESIDENCE.
9	ALUMINUM CLAD WOOD DOOR WITH OBSCURE GLASS.
10	6'-0" HIGH FROM FINISH GRADE A/A LAVA ROCK WALL SCREENS TRASH AND RECYCLE AREA.
11	5/8" BRECKINRIDGE SIDING.
12	ANODIZED ALUMINUM DOUBLE GLAZED WINDOWS.
13	1 X 2 CEDAR BATTS @ 16" O.C.
14	6'-0" HIGH FROM FINISH GRADE A/A LAVA ROCK WALL SCREENS SHOWER GARDEN.
15	6" DIAMETER RAIN HEAD W/ COPPER PIPE.
16	CHAIN DRAIN.
17	ORGANIC SHAPE BASALT SLAB ON FACE OF SHEATHING, 6" TALL.
18	SURFACE MOUNTED COPPER TUBING PLUMBING, DRAIN TIED TO SEWER.



THIS WORK WAS PREPARED BY ME OR UNDER MY SUPERVISION. CONSTRUCTION OF THIS PROJECT WILL BE UNDER MY OBSERVATION.

SIGNATURE  
EXPIRATION 4/30/24

GENERAL CONTRACTOR:

DATE	4/28/22
REVISIONS	
NO.	
DESCRIPTION	
FINAL DR SET	

**SINGLE FAMILY RESIDENCE**  
**LOT 8 NOHEA, PHASE 1**  
**TMK: 3-6-8-043:008**  
 BLACK ROCK DEVELOPMENT LP  
 2214 MCCULLOUGH ROAD  
 NANAIMO BC V9S 4M8 CANADA  
 PH: 250-756-9665 FAX: 250-756-9615

CRAIG MONAGHAN, ARCHITECT  
 4522 LOWER DR. LAKE OSWEGO, OR 97035  
 PH: 503-522-9000  
 monaghan.craig@gmail.com

DATE 4/28/22

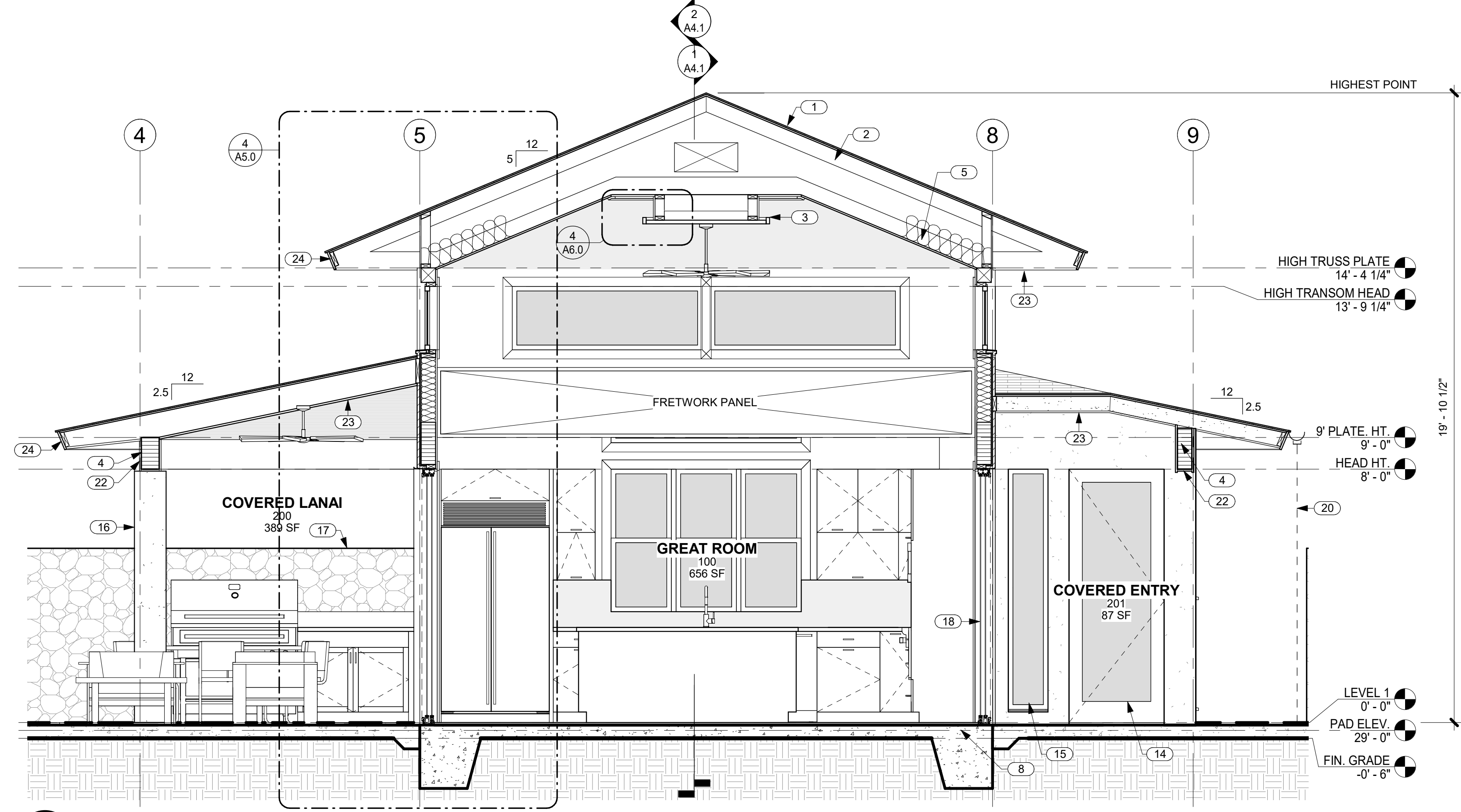
SCALE As indicated

SHEET

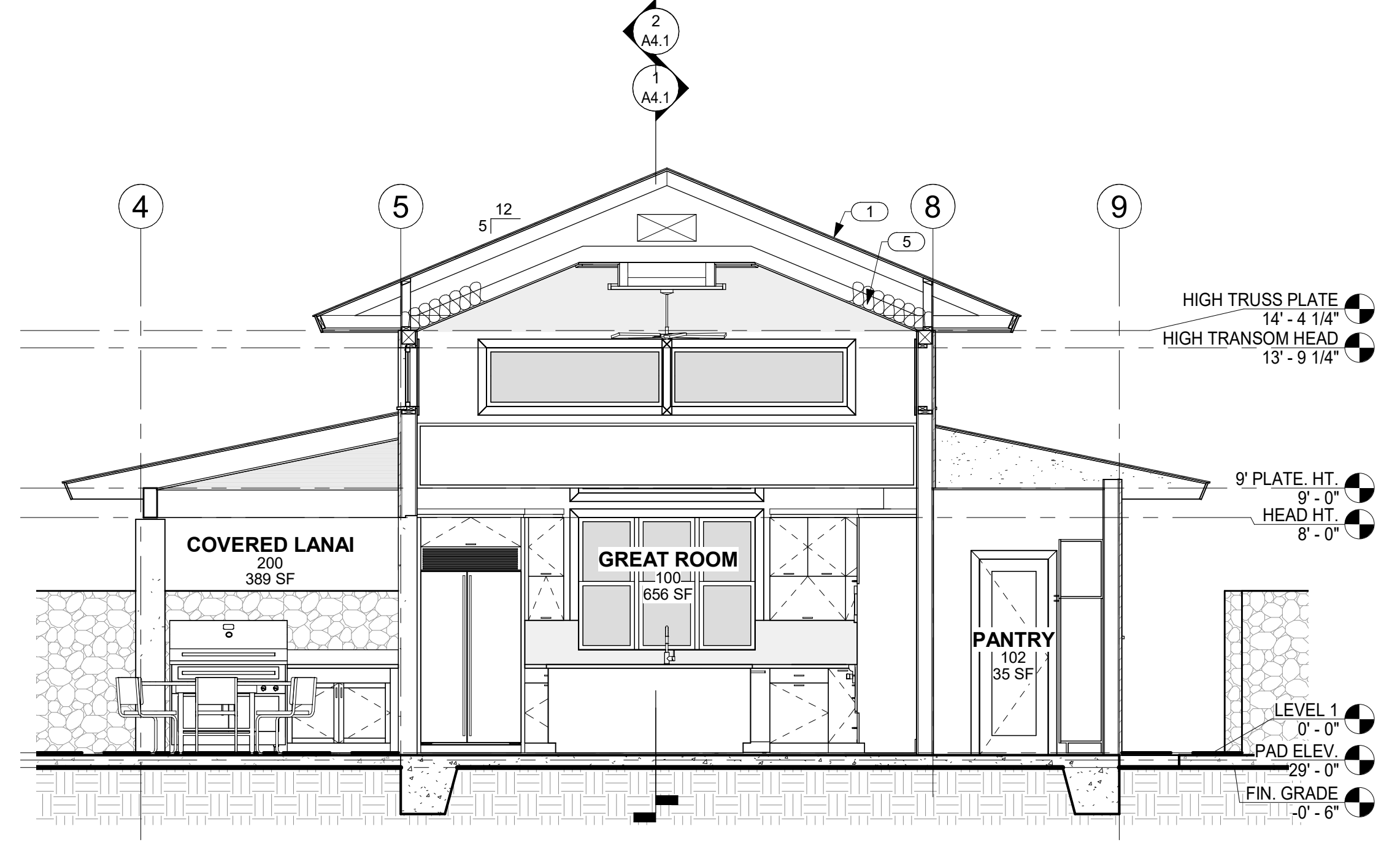
**BUILDING SECTIONS**

SHEET

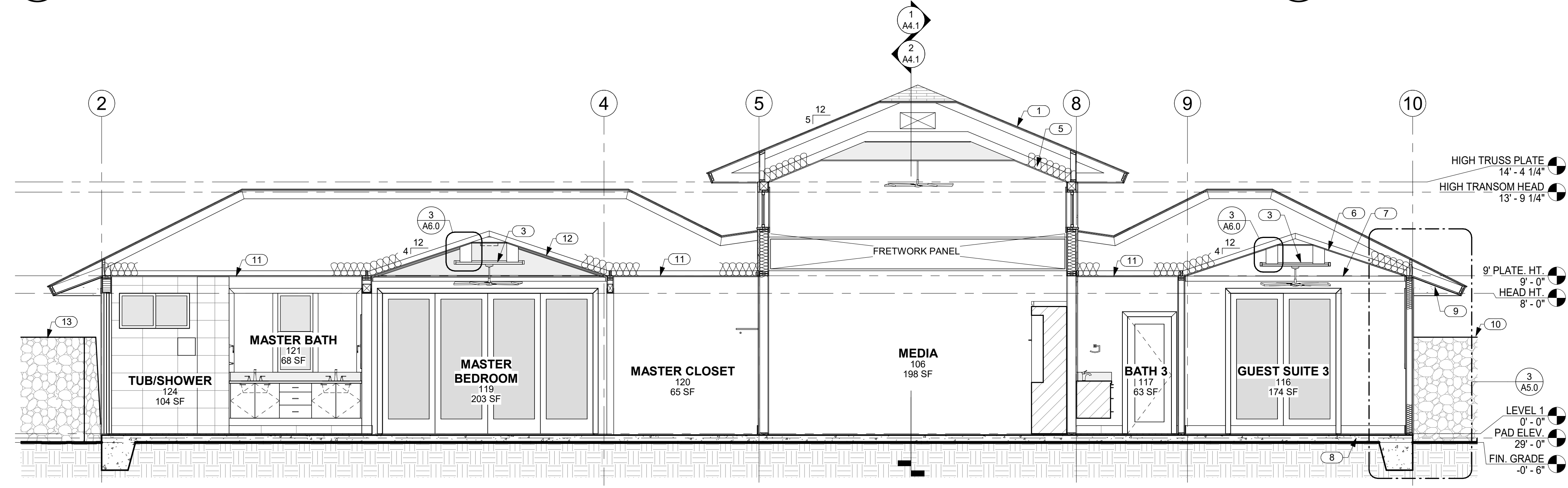
A4.0



**1 SECTION THRU GREAT ROOM AND COVERED LANAIS LOOKING NORTH**  
 A4.0 SCALE: 3/8" = 1'-0"

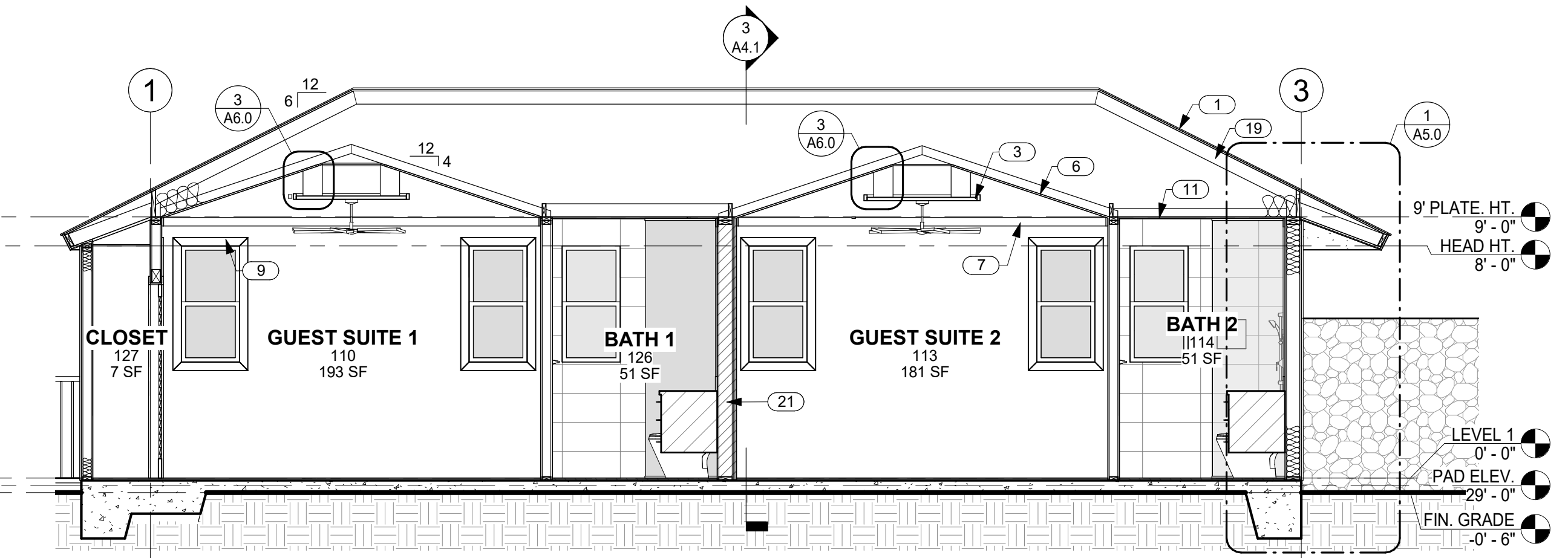


**2 SECTION THRU GREAT ROOM, COVERED LANAI AND PANTRY LOOKING NORTH**  
 A4.0 SCALE: 1/4" = 1'-0"

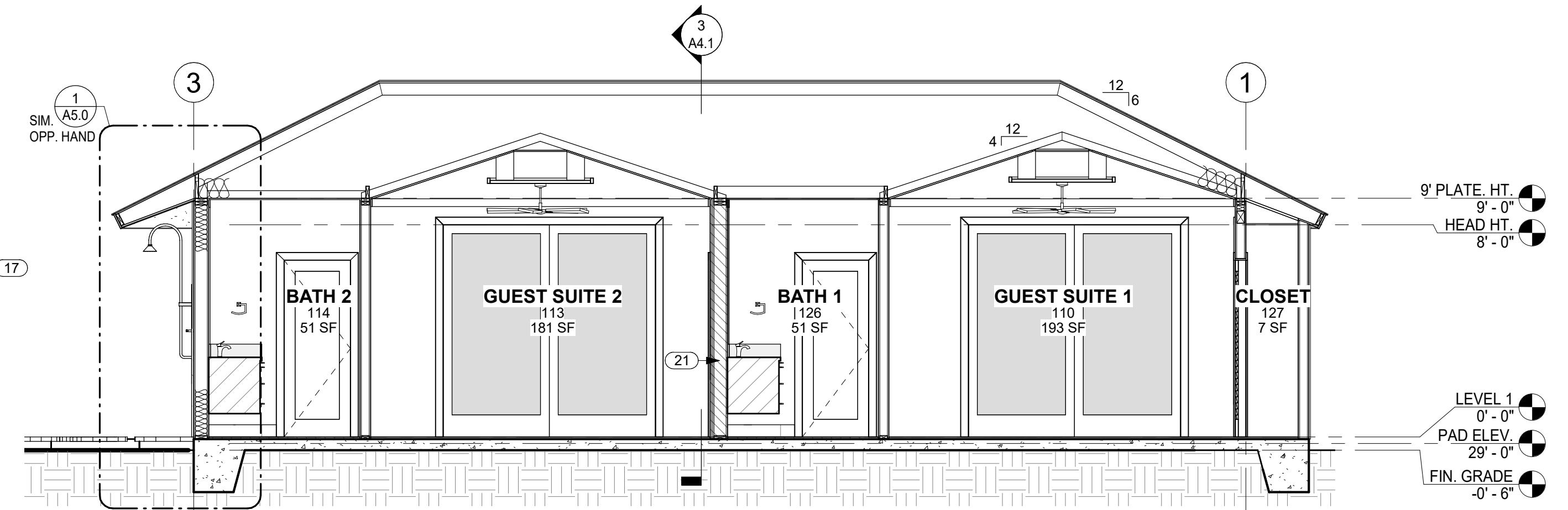


**3 BUILDING SECTION LOOKING NORTH**  
 A4.0 SCALE: 1/4" = 1'-0"

NO.	NOTE
1	SYNTHETIC POLYMER SHINGLE "BORAL GRAPHITE CR 733" BY INSPIRE.
2	PREMANUFACTURED TRUSSES.
3	FRETWORK PANEL.
4	BEAM SEE STRUCTURAL.
5	FACED BATT INSULATION R-30 @ CEILINGS TYP.
6	5/8" GYP. BD. VAULTED CEILING 4/12 SLOPE.
7	STAINED WOOD TRIM.
8	CONCRETE SLAB AND FOOTING SEE STRUCTURAL.
9	EAVES: 3/8" STUCCO ON 5/8" DENSGLOSS TYP.
10	6'-0" HIGH FROM FINISH GRADE A/A LAVA ROCK WALL SCREENS FRONT OF RESIDENCE.
11	5/8" GYP. BD. CEILING @ 9'-0" A.F.F
12	5/8" GYP. BD. VAULTED CEILING W/ GRASS CLOTH AND STAINED WOOD TRIM 4/12 SLOPE.
13	6'-0" HIGH FROM FINISH GRADE A/A LAVA ROCK WALL SCREENS SHOWER GARDEN.
14	ALUMINUM CLAD WOOD DOOR.
15	ANODIZED ALUMINUM DOUBLE GLAZED WINDOWS W/ STUCCO SILLS AT STUCCO WINDOW OPENINGS.
16	WOOD FRAME CLAD IN STUCCO, 12" X 12" FINISHED EXTERIOR DIMENSION.
17	6'-0" HIGH FROM FINISH GRADE A/A LAVA ROCK WALL SCREENS POOL AREA.
18	ANODIZED ALUMINUM SINGLE GLAZED SLIDING DOORS.
19	PREMANUFACTURED TRUSSES W/ 11" ENERGY HEELS.
20	CHAIN DRAIN.
21	2 X 6 WALL WITH R.C. CHANNELS AND ROCKWOOL S.A.B.
22	EXTERIOR BEAM CLADDING 1 X T.K. CEDAR WITH STAIN MATCHING TEXSTON ORTEX FINISH VPC-2217H.
23	SOFFITS: 1 X 6 T&G CEDAR W/ CLEAR FINISH TYP.
24	1 X T.K. W.R. CEDAR FASCIA W/ SEMI TRANSPARENT STAIN TYP.



**5 SECTION THRU GUEST SUITES 1 AND 2 LOOKING NORTH**  
 A4.0 SCALE: 1/4" = 1'-0"



**6 SECTION THRU GUEST SUITES 1 AND 2 LOOKING SOUTH**  
 A4.0 SCALE: 1/4" = 1'-0"



THIS WORK WAS PREPARED BY ME OR UNDER MY SUPERVISION. CONSTRUCTION OF THIS PROJECT WILL BE UNDER MY OBSERVATION.

SIGNATURE  
EXPIRATION 4/30/24

GENERAL CONTRACTOR:

REVISIONS NO.	DESCRIPTION	DATE
1	FINAL DR SET	4/28/22

**SINGLE FAMILY RESIDENCE**  
**LOT 8 NOHEA, PHASE 1**  
 TMK: 3-6-8-043:008  
 BLACK ROCK DEVELOPMENT LP  
 2214 MCCULLOUGH ROAD  
 NANAIMO BC V9S 4M8 CANADA  
 PH: 250-756-9665 FAX: 250-756-9615

CRAIG MONAGHAN, ARCHITECT  
 4522 LOWER DR. LAKE OSWEGO, OR 97035  
 PH: 503-522-9000  
 monaghan.craig@gmail.com

DATE 4/28/22

SCALE As indicated

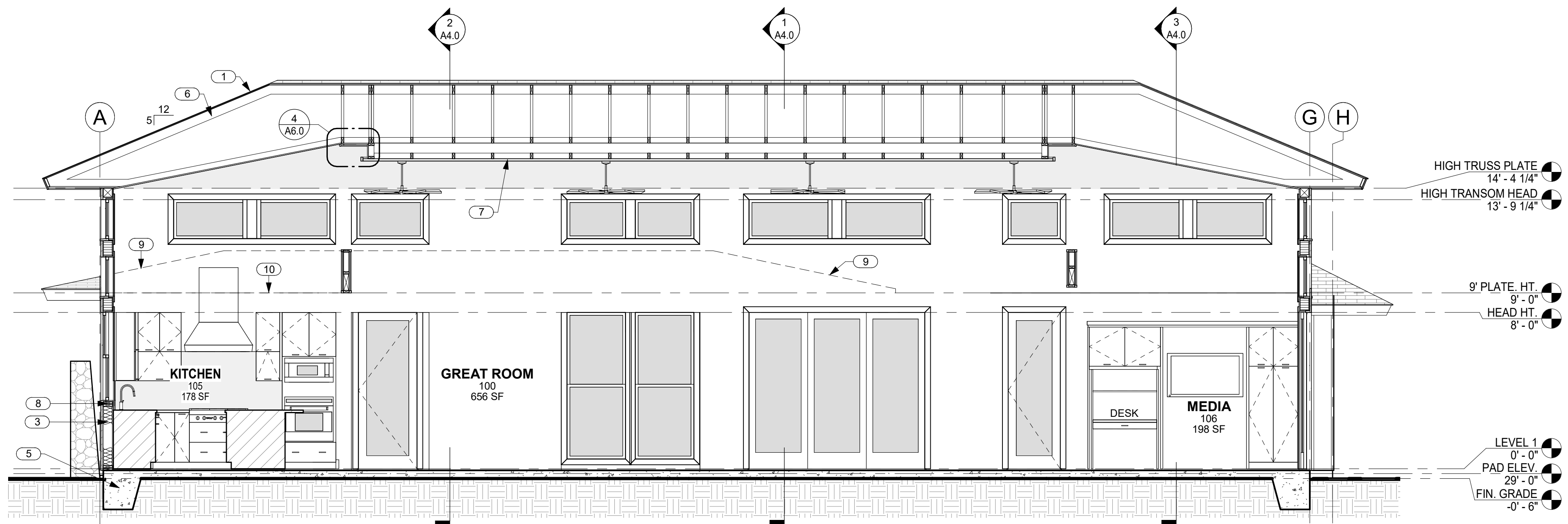
SHEET

**BUILDING SECTIONS**

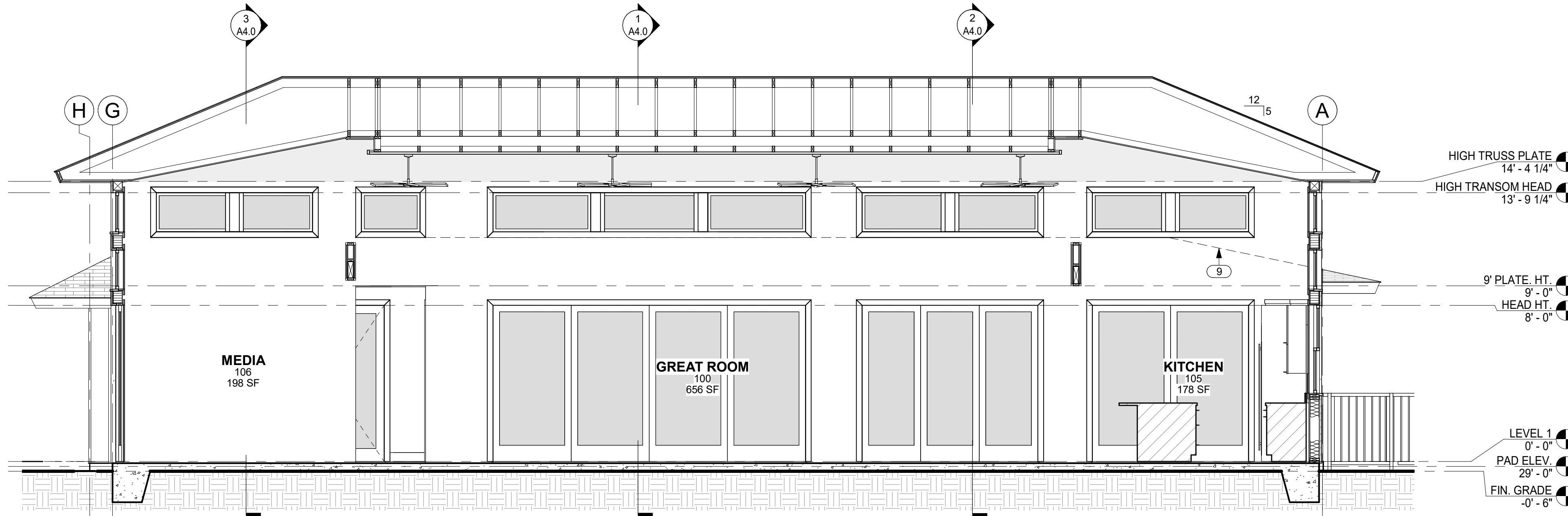
SHEET

**A4.1**

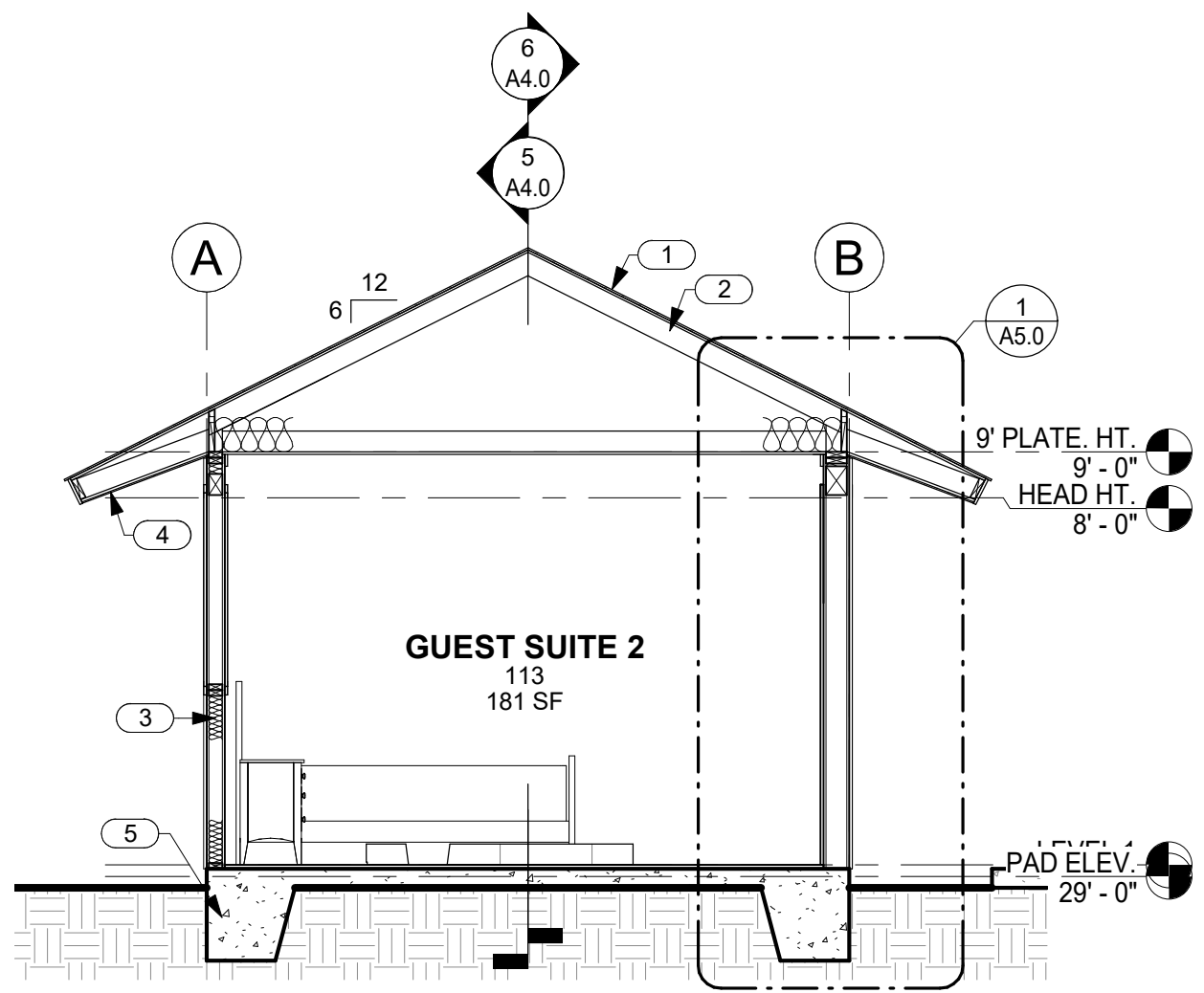
NO.	NOTE
1	SYNTHETIC POLYMER SHINGLE "BORAL GRAPHITE OR 733" BY INSPIRE.
2	PREMANUFACTURED TRUSSES W/ 1" ENERGY HEELS.
3	FACED BATT INSULATION R-19 @ WALLS TYP.
4	EAVES: 3/8" STUCCO ON 5/8" DENSGLOSS TYP.
5	CONCRETE SLAB AND FOOTING SEE STRUCTURAL.
6	PREMANUFACTURED TRUSSES.
7	FRETWORK PANEL.
8	2 X 6 FRAMING.
9	ROOFLINE BEYOND.
10	CEILING LINE BEYOND.



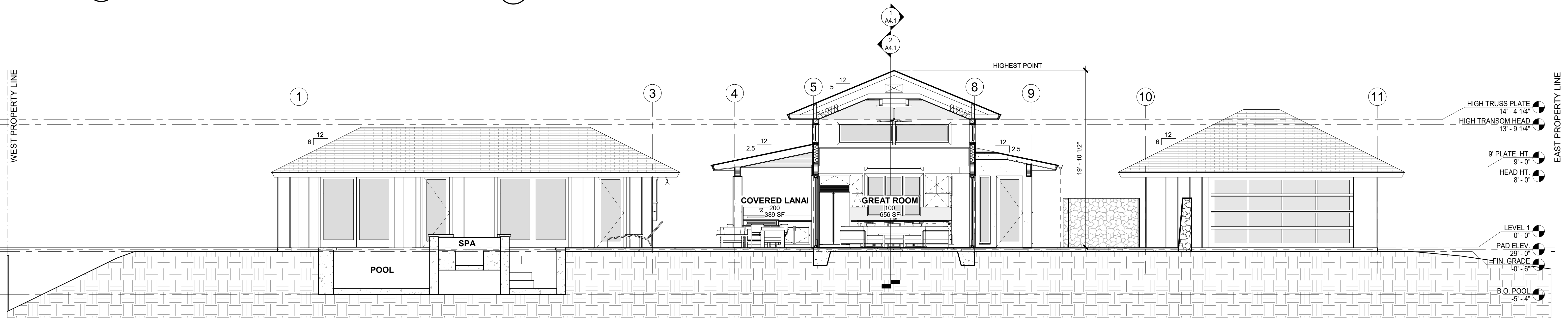
**1 SECTION THRU GREAT ROOM LOOKING EAST**  
 A4.1 SCALE: 1/4" = 1'-0"



**2 SECTION THRU GREAT ROOM LOOKING WEST**  
 A4.1 SCALE: 1/4" = 1'-0"

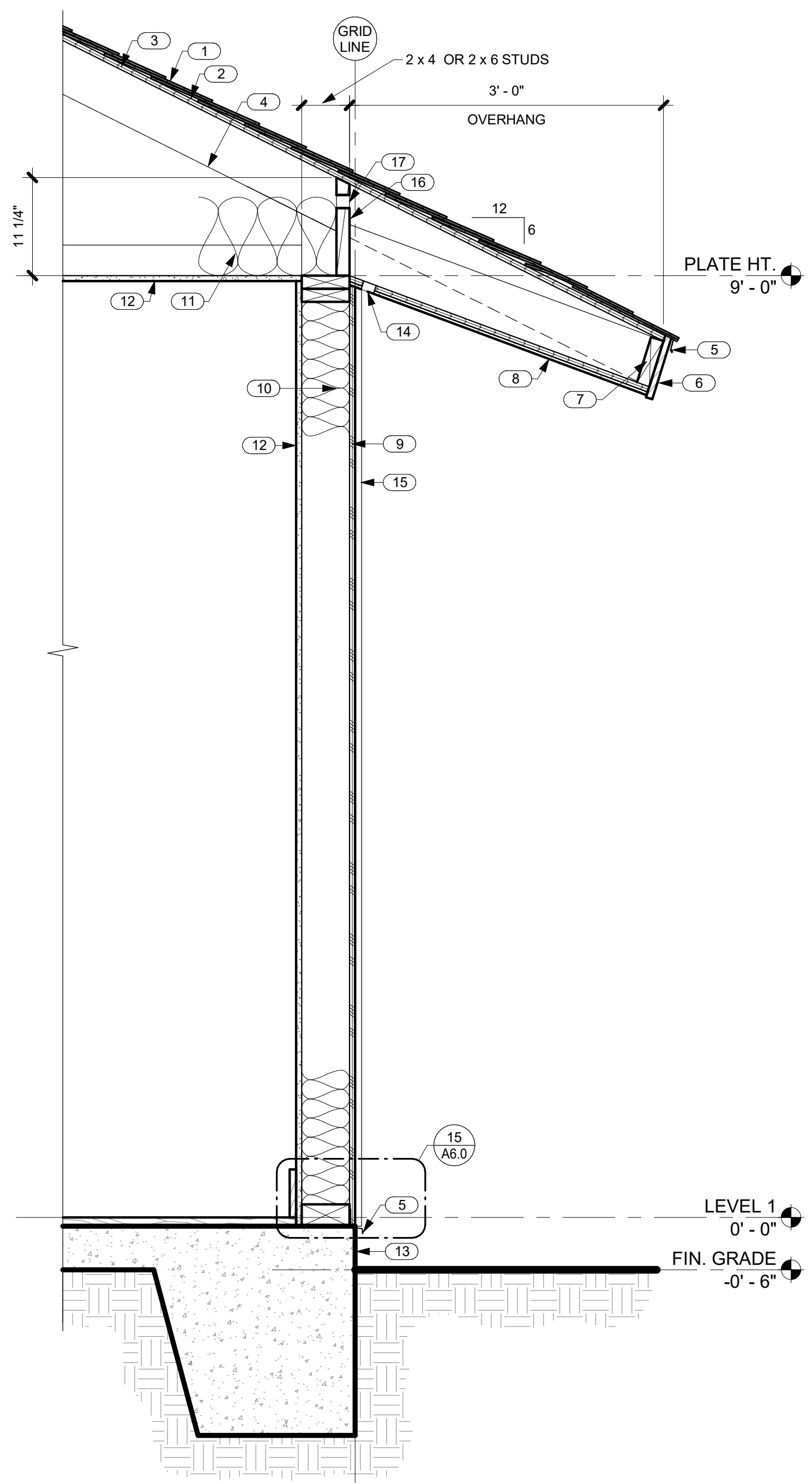


**3 SECTION THRU BATH 1 LOOKING EAST**  
 A4.1 SCALE: 1/4" = 1'-0"

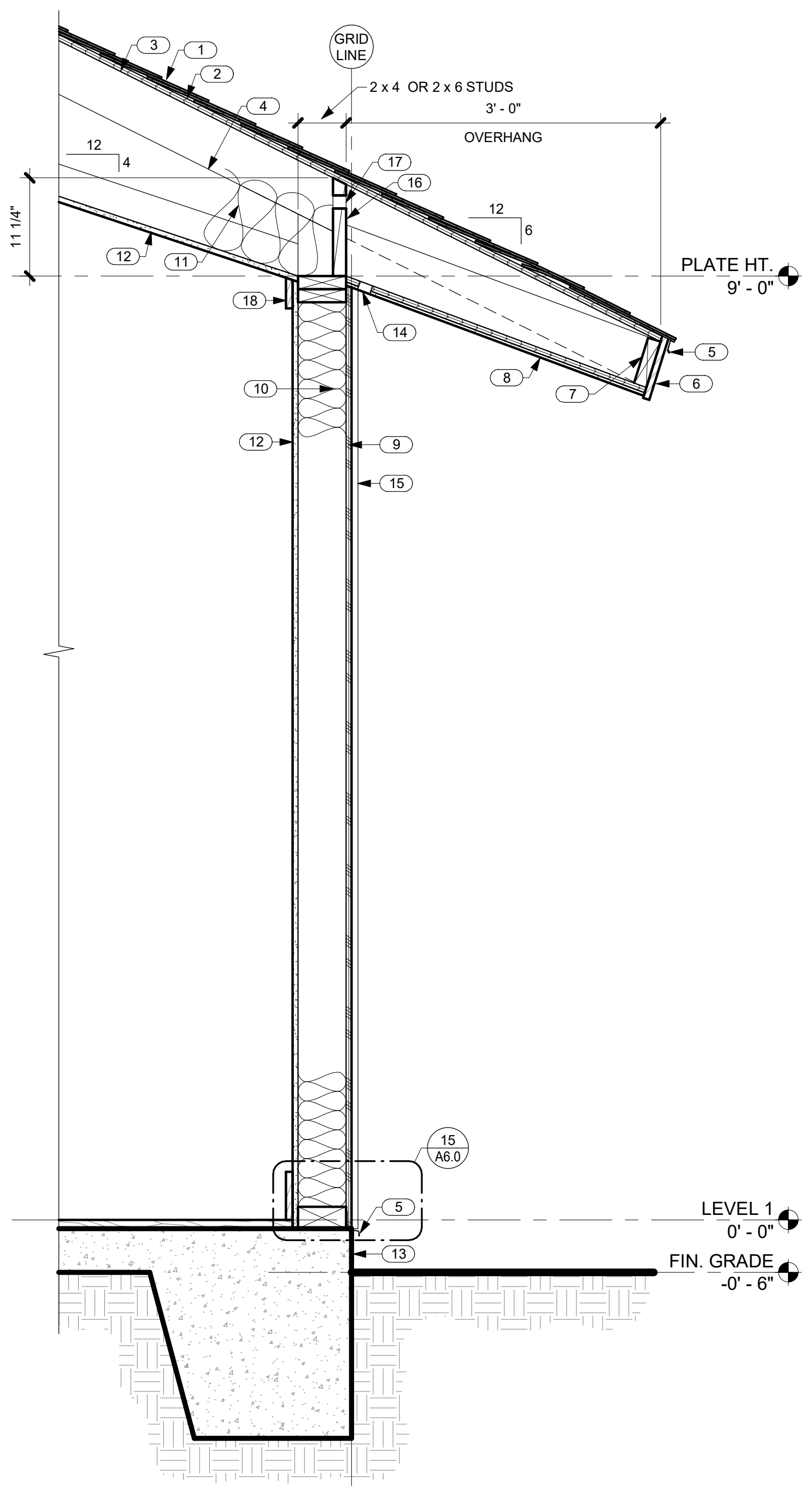


**4 LONGITUDINAL SITE SECTION**  
 A4.1 SCALE: 3/16" = 1'-0"

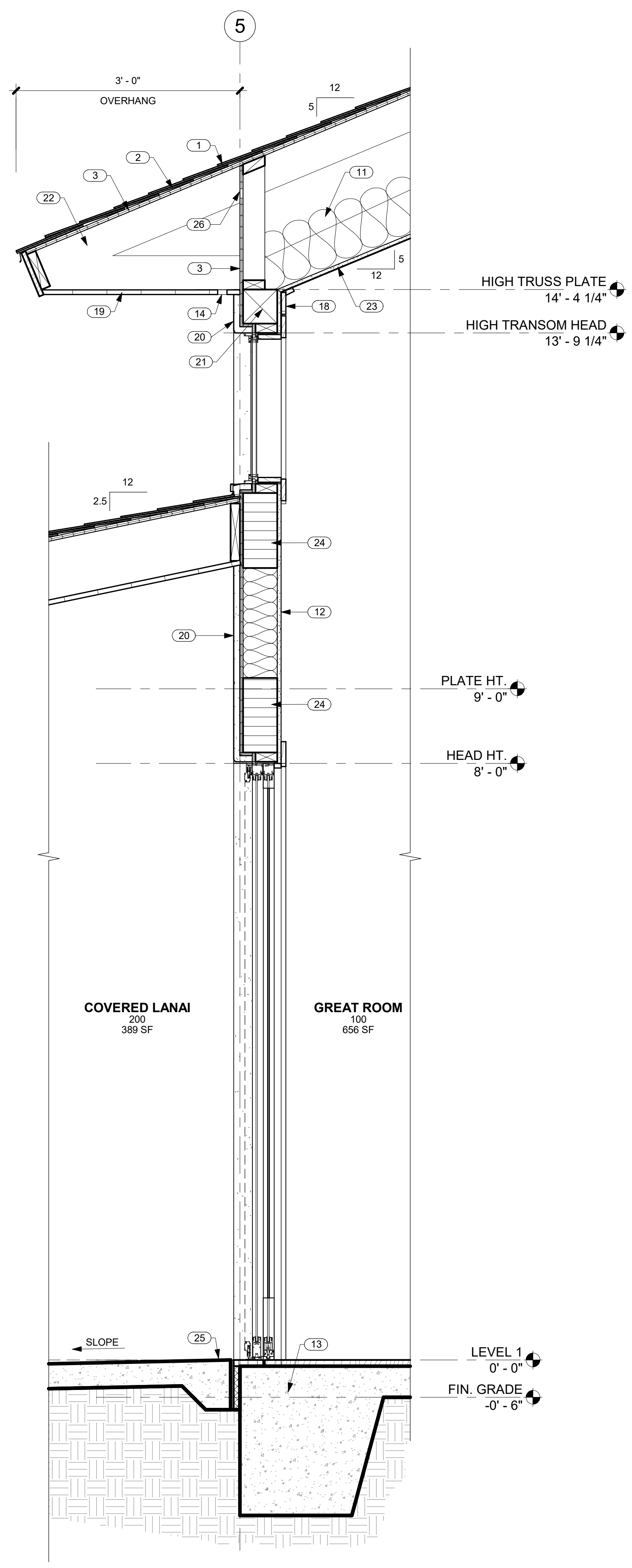
KEYNOTES	
NO.	NOTE
1	SYNTHETIC POLYMER SHINGLE "BORAL GRAPHITE CR 733" BY INSPIRE.
2	MEMBRANE, 40 MIL HIGH TEMPERATURE PEEL AND STICK.
3	SHEATHING SEE STRUCTURAL.
4	PREMANUFACTURED TRUSSES W/ 11" ENERGY HEELS.
5	DRIP EDGE.
6	1 X T.K. W.R. CEDAR FASCIA W/ SEMI TRANSPARENT STAIN TYP.
7	2 X 6 SUB FASCIA.
8	EAVES: 3/8" STUCCO ON 5/8" DENSGLOSS TYP.
9	5/8" BRECKINRIDGE SIDING.
10	FACED BATT INSULATION R-19 @ WALLS TYP.
11	FACED BATT INSULATION R-30 @ CEILINGS TYP.
12	5/8" GYP. BD.
13	CONCRETE SLAB AND FOOTING SEE STRUCTURAL.
14	1 1/2" CONTINUOUS SCREENED VENT SLOT. PLASTIC PER NOHEA REC. CENTER.
15	1 X 2 CEDAR BATTS @ 16" O.C.
16	BLOCKING BETWEEN TRUSSES.
17	VENT HOLES IN BLOCKING.
18	STAINED WOOD TRIM.
19	SOFFITS: 1 X 6 T&G CEDAR W/ CLEAR FINISH TYP.
20	1" STUCCO ON LATH OVER VAPOR BARRIER.
21	HEADER SEE STRUCTURAL.
22	PREMANUFACTURED TRUSSES.
23	5/8" GYP. BD. W/ GRASS CLOTH.
24	BEAM SEE STRUCTURAL.
25	LANAI.
26	VENT HOLES IN SHEATHING.



1 TYP. WALL SECTION @ SIDING W/ FLAT CEILING  
A5.0 SCALE: 1" = 1'-0"



3 TYP. WALL SECTION @ GUEST SUITE BEDROOMS  
A5.0 SCALE: 1" = 1'-0"



4 HIGH ROOF WALL SECTION AT COVERED LANAI  
A5.0 SCALE: 1" = 1'-0"

**CRAIG MONAGHAN**  
LICENSED PROFESSIONAL ARCHITECT  
NO. AS8675  
HAWAII, U.S.A.

THIS WORK WAS PREPARED BY ME OR UNDER MY SUPERVISION. CONSTRUCTION OF THIS PROJECT WILL BE UNDER MY OBSERVATION.

SIGNATURE \_\_\_\_\_  
EXPIRATION 4/30/24

GENERAL CONTRACTOR:  
\_\_\_\_\_

REVISIONS NO.	DESCRIPTION	DATE
1	FINAL DR SET	4/28/22

**SINGLE FAMILY RESIDENCE**  
**LOT 8 NOHEA, PHASE 1**  
**TMK: 3-6-8-043:008**  
BLACK ROCK DEVELOPMENT LP  
2214 MCCULLOUGH ROAD  
NANAIMO BC V9S 4M8 CANADA  
PH: 250-756-9665 FAX: 250-756-9615

CRAIG MONAGHAN, ARCHITECT  
4522 LOWER DR. LAKE OSWEGO, OR 97035  
PH: 503-522-9000  
monaghan.craig@gmail.com

DATE 4/28/22

SCALE 1" = 1'-0"

SHEET

**WALL SECTIONS**

SHEET

**A5.0**

REVISIONS NO.	DESCRIPTION	DATE
1	FINAL DR SET	4/28/22

**SINGLE FAMILY RESIDENCE**  
**LOT 8 NOHEA, PHASE 1**  
**TMK: 3-6-8-043:008**  
 BLACK ROCK DEVELOPMENT LP  
 2214 MCCULLOUGH ROAD  
 NANAIMO BC V9S 4M8 CANADA  
 PH: 250-756-9665 FAX: 250-756-9615

CRAIG MONAGHAN, ARCHITECT  
 4522 LOWER DR. LAKE OSWEGO, OR 97035  
 PH: 503-522-9000  
 monaghan.craig@gmail.com

DATE 4/28/22

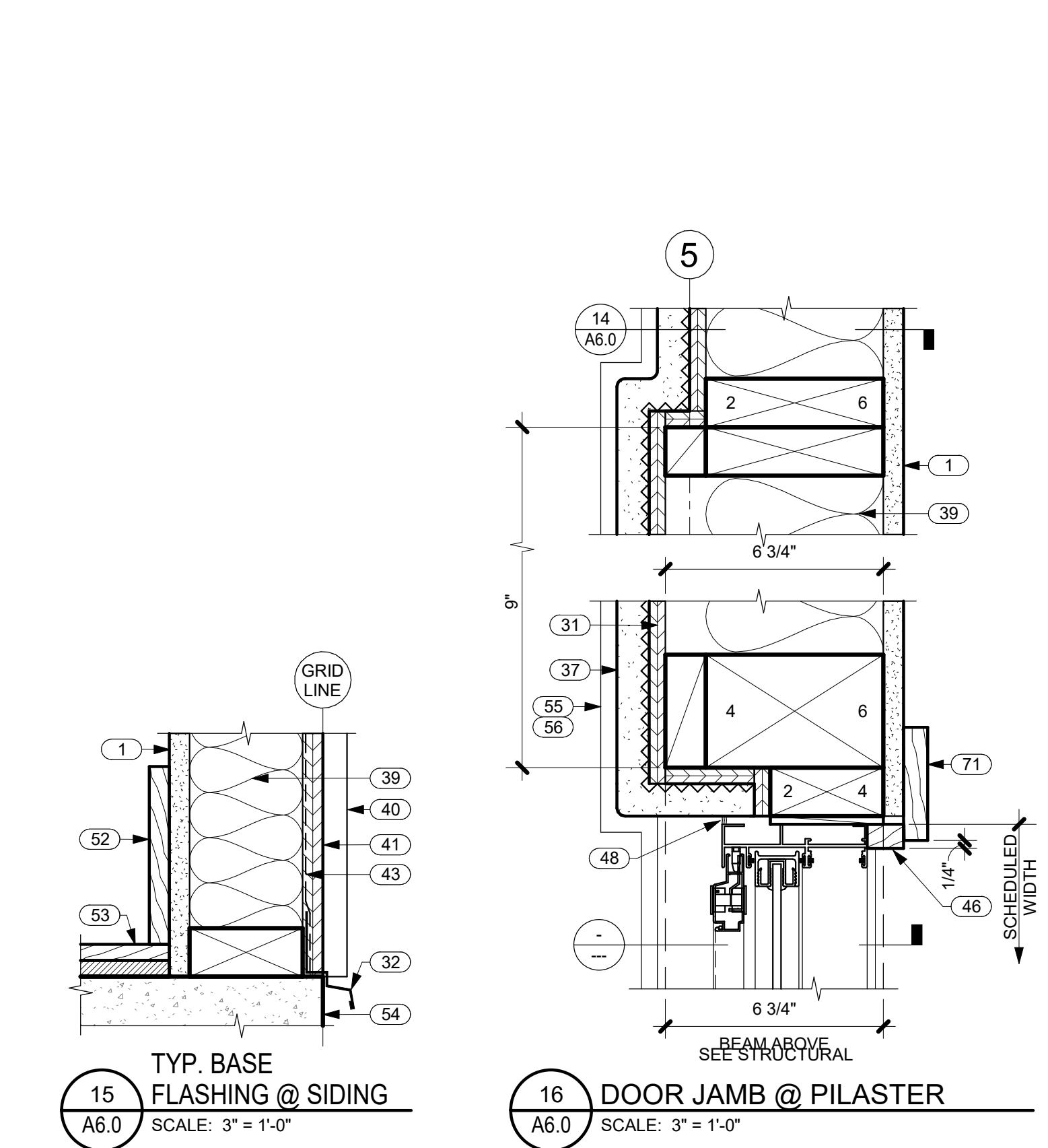
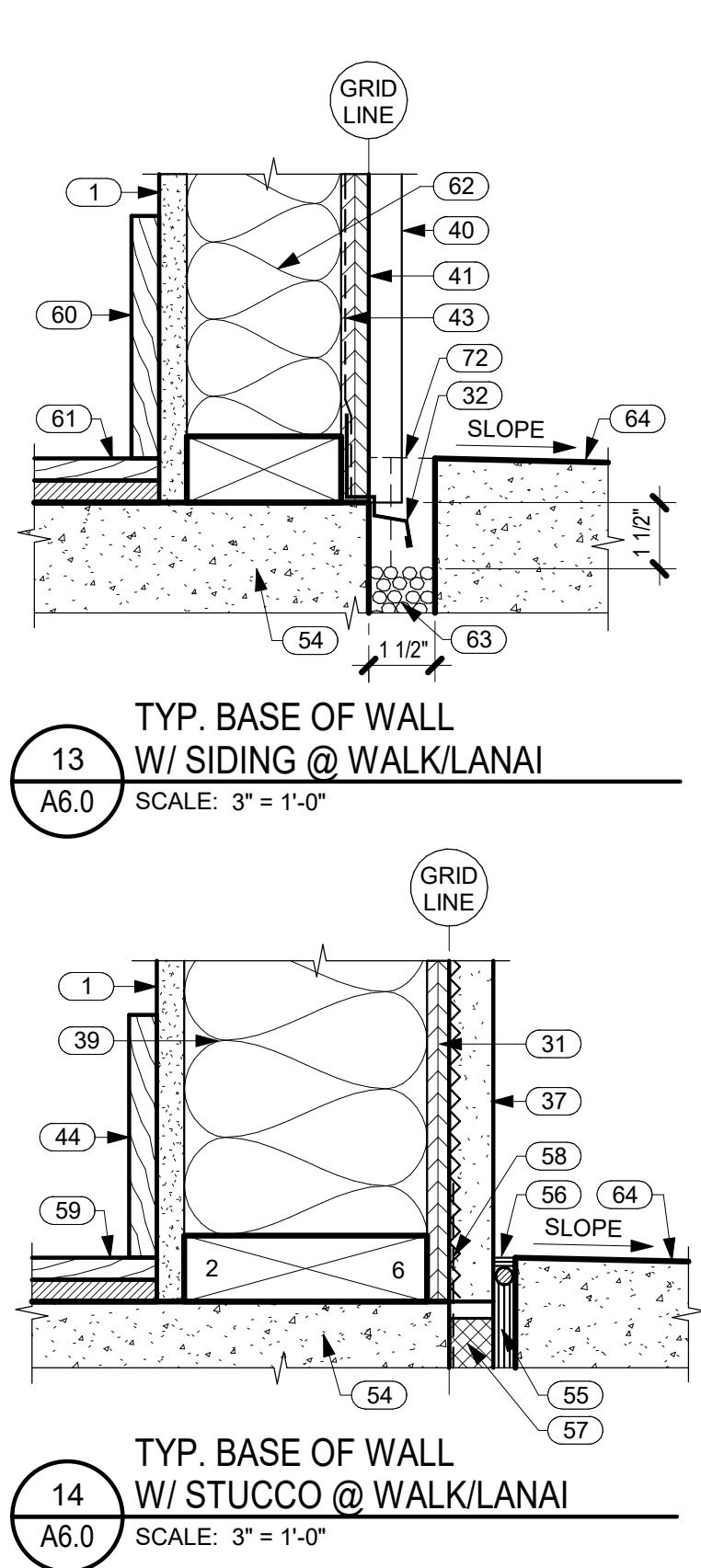
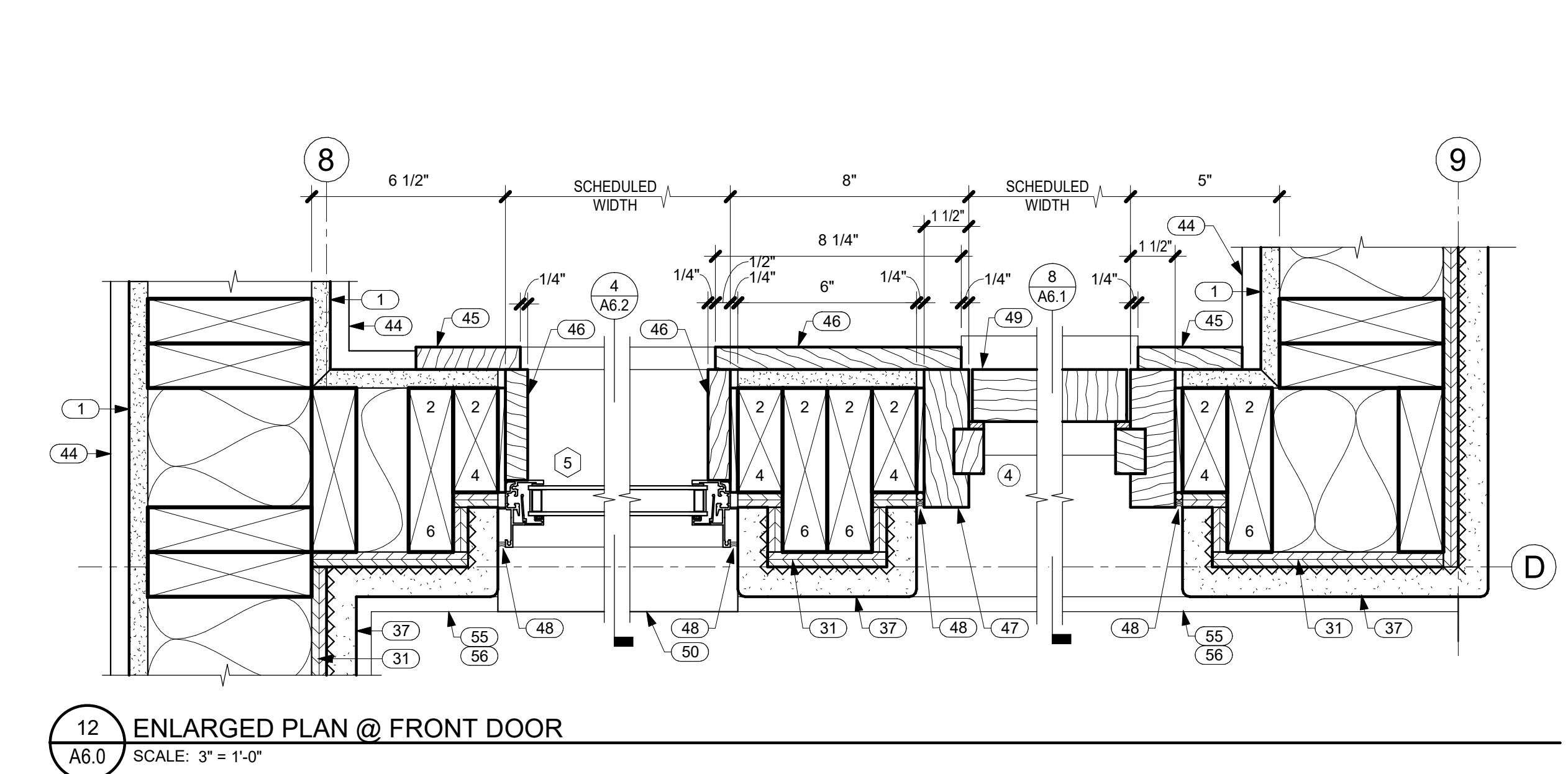
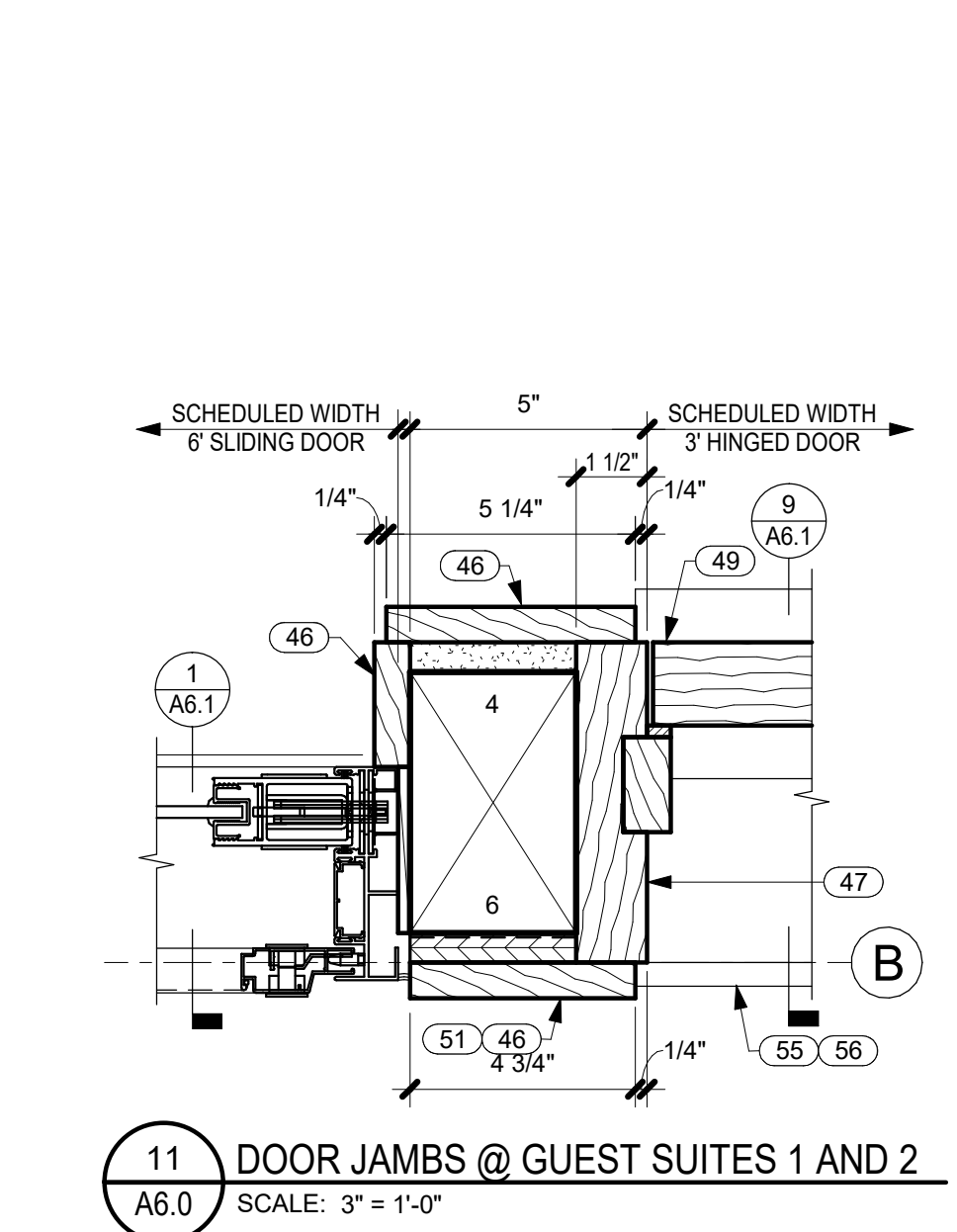
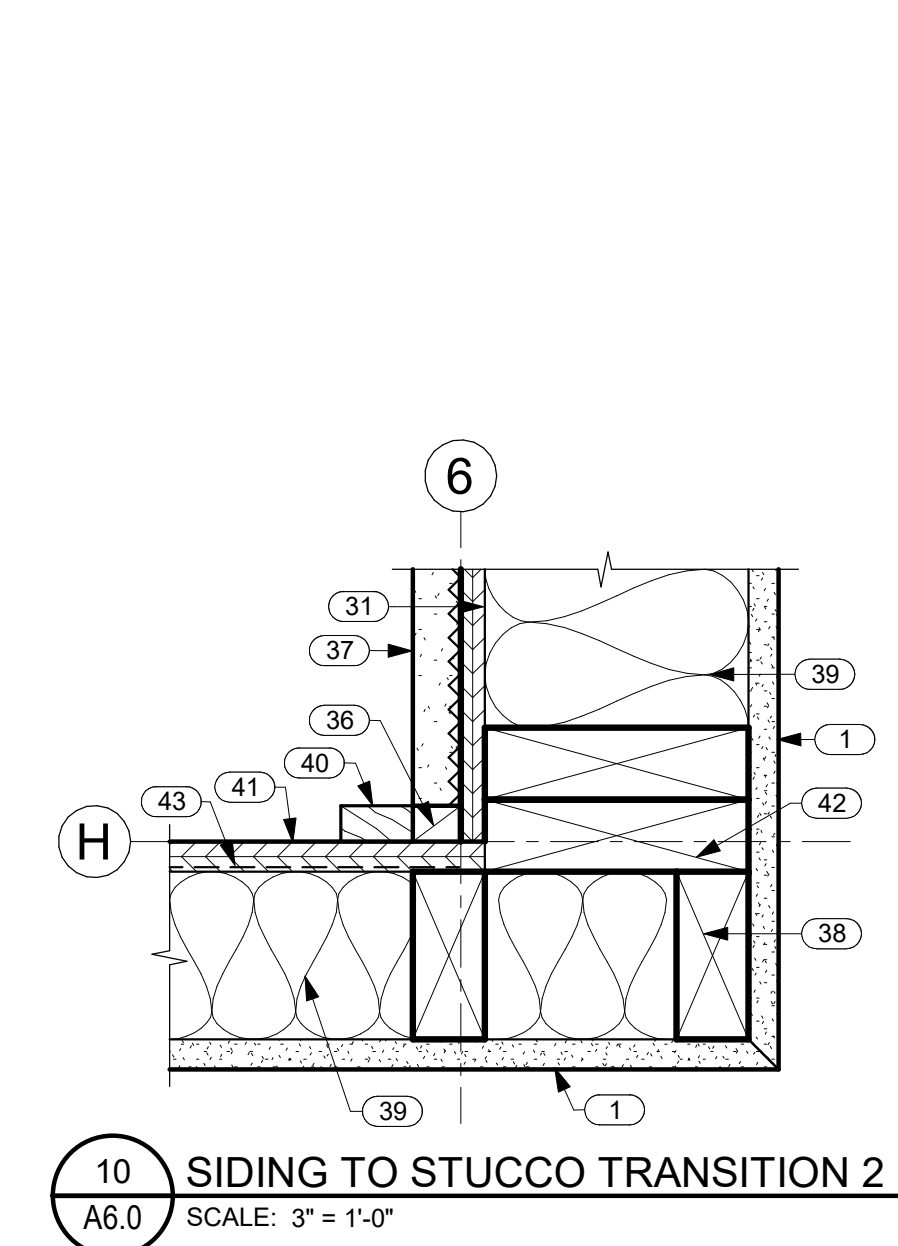
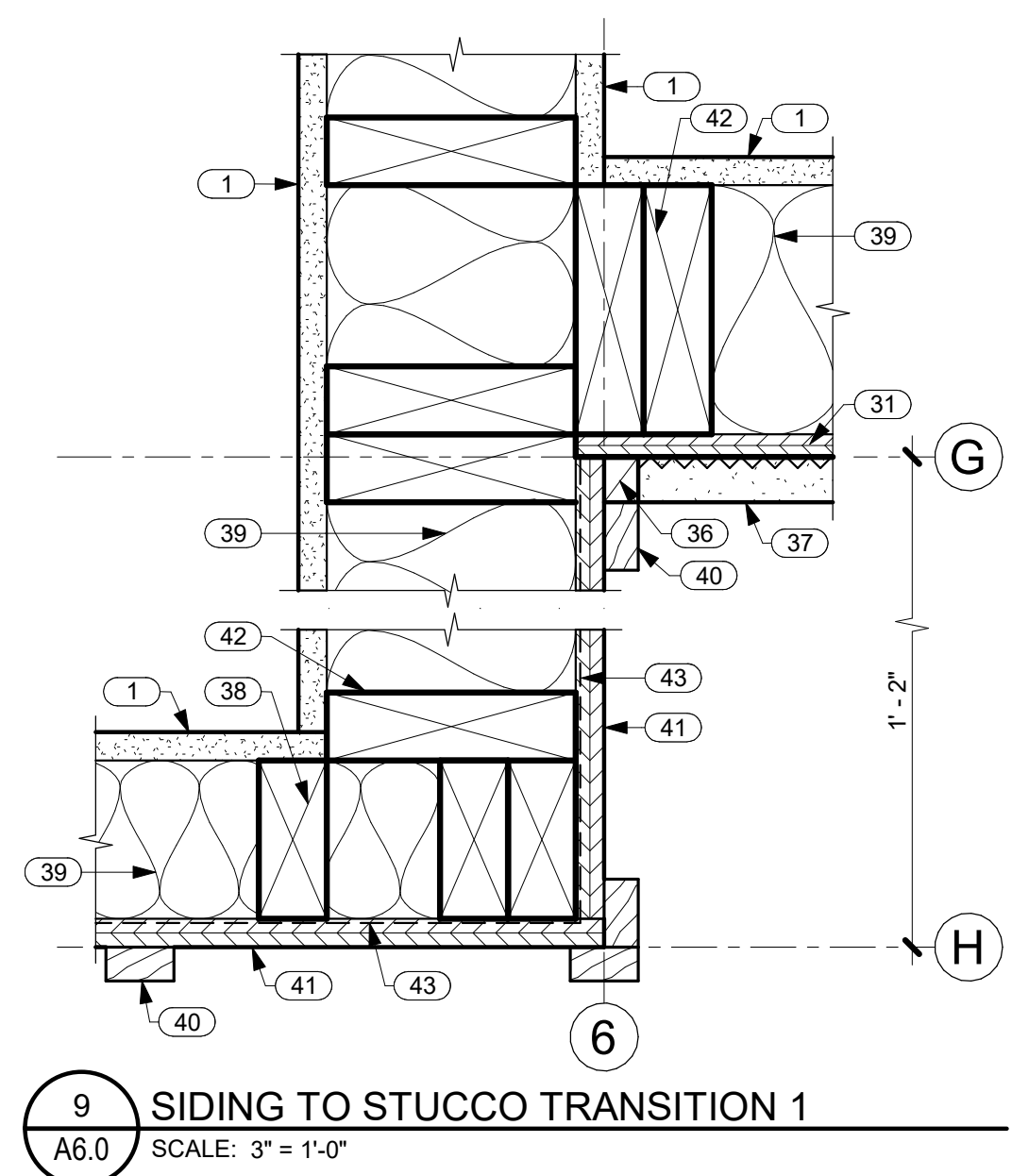
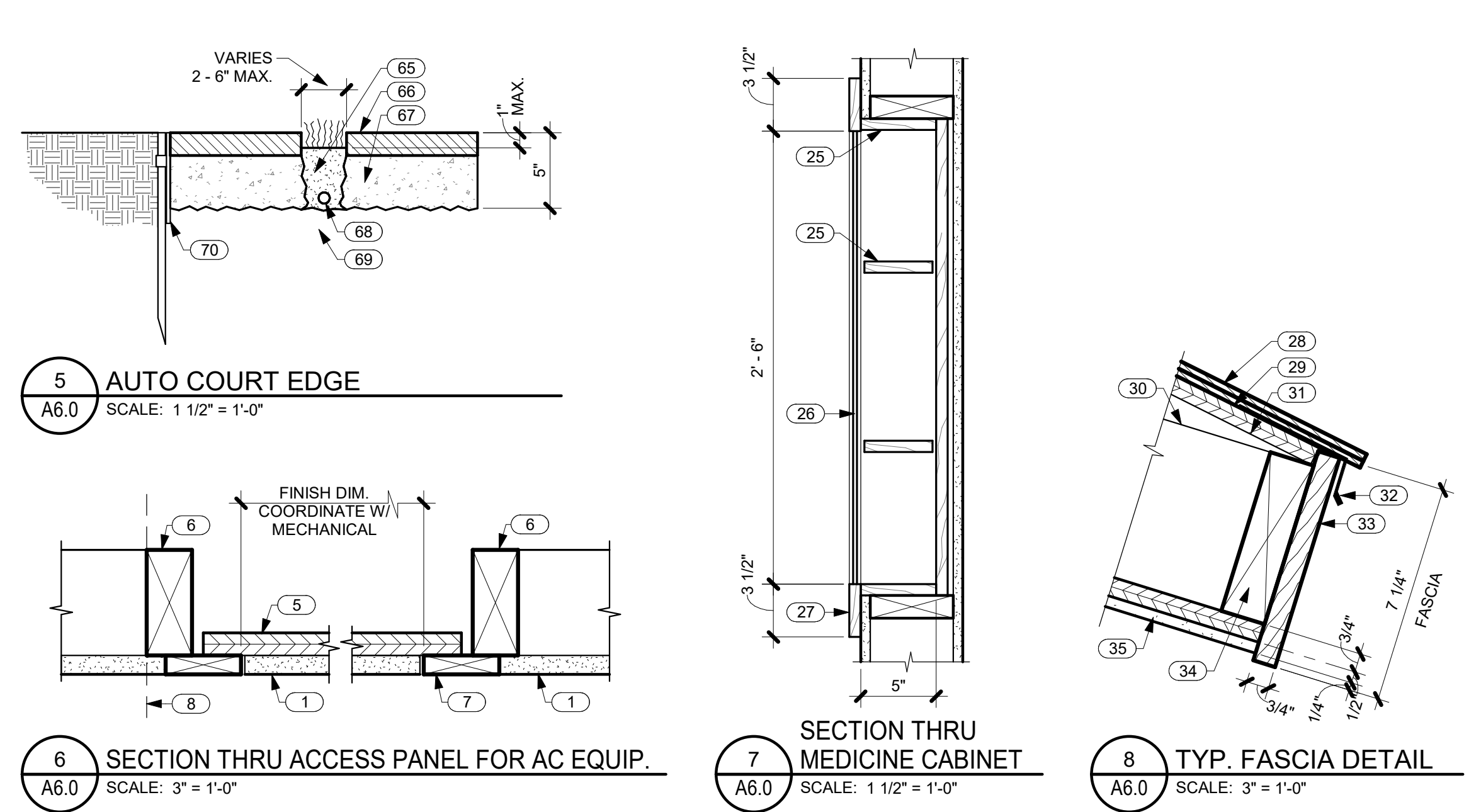
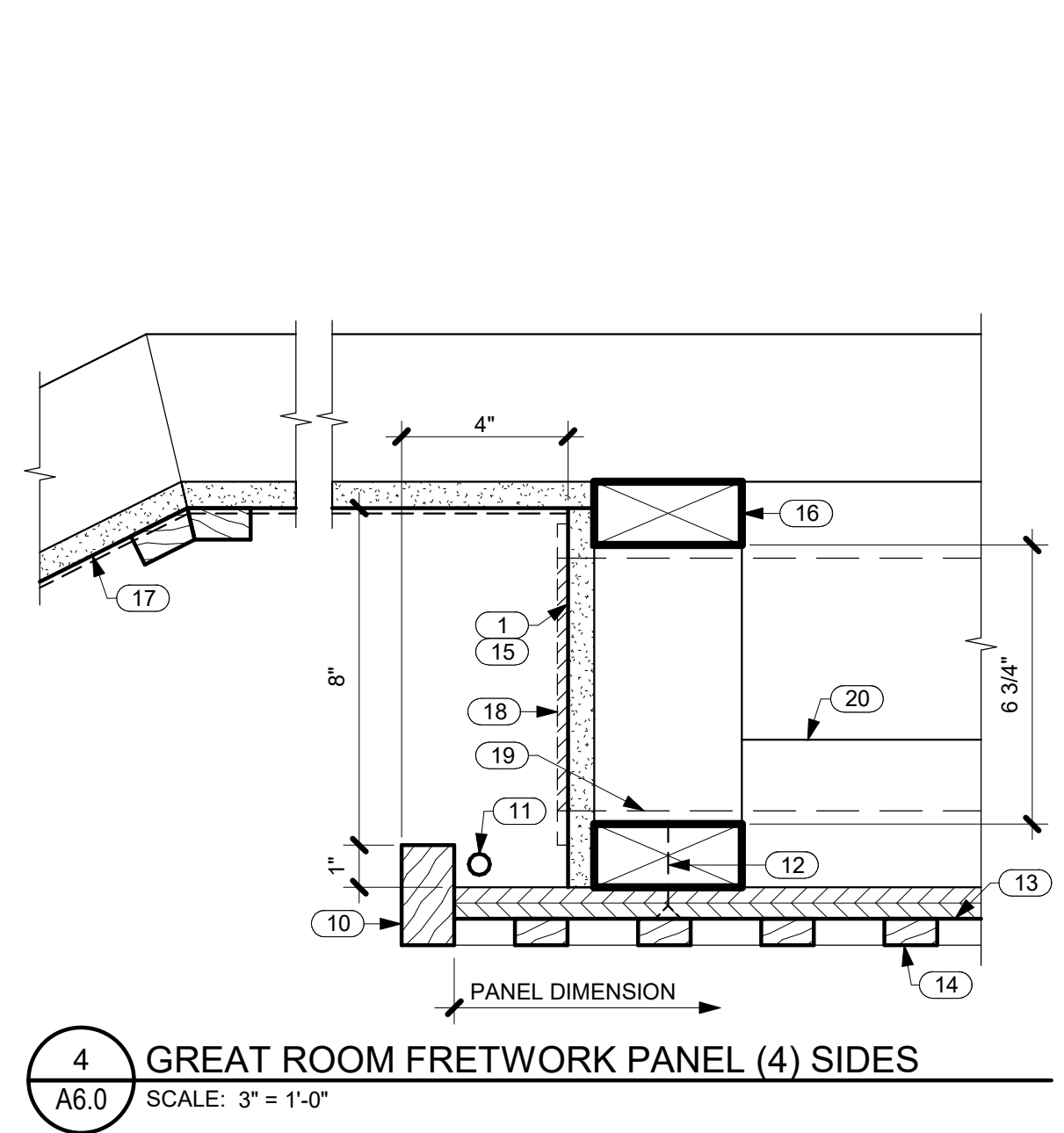
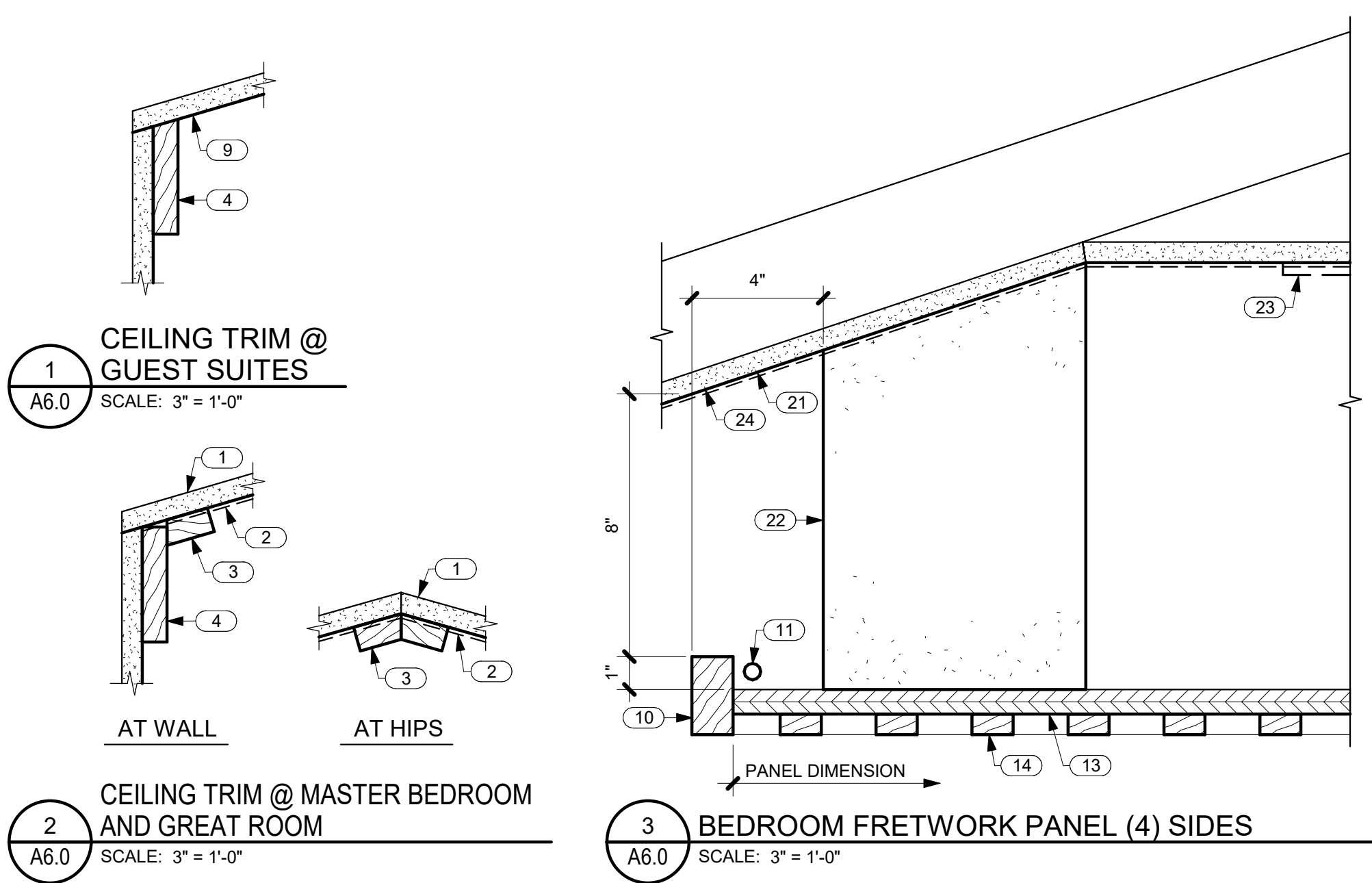
SCALE As indicated

SHEET

**DETAILS**

SHEET

**A6.0**



**KEYNOTES**

NO.	NOTE
1	5/8" GYP. BD.
2	GRASS CLOTH.
3	3/4" X 1 1/2" TRIM.
4	3/4" X 3 1/2" TRIM.
5	3/4" PLYWOOD.
6	FRAMING.
7	5/8" THICK WOOD STRIPS W/ TAPED JOINTS @ GYP. BD. / WOOD STRIP TRANSITION.
8	FACE OF WALL IN (2) LOCATIONS @ GUEST SUITE 1.
9	5/8" GYP. BD. VAULTED CEILING 4/12 SLOPE.
10	5/4 MAHOGANY EDGE TRIM, LIGHTER STAIN.
11	LED.
12	DARK BROWN SCREWS.
13	3/4" MAHOGANY PLYWD., DARKER STAIN.
14	5/8" FRETWORK PANEL, LIGHTER STAIN.
15	PAINT DARK.
16	CONTINUOUS FURRING (4) SIDES.
17	5/8" GYP. BD. VAULTED CEILING W/ GRASS CLOTH AND STAINED WOOD TRIM 6/12 SLOPE.
18	AC GRILLE W/ 45 DEGREE DEFLECTION.
19	6" AC DUCT.
20	2 X 4 STIFFENERS.
21	5/8" GYP. BD. VAULTED CEILING W/ GRASS CLOTH AND STAINED WOOD TRIM 4/12 SLOPE @ MASTER BEDROOM.
22	8" X 8" FURRING @ EACH CORNER, WRAP IN GYP. BD. PAINT DARK.
23	4 WAY AC GRILLE.
24	5/8" GYP. BD. VAULTED CEILING 4/12 SLOPE @ GUEST SUITES.
25	CABINET BODY AND SHELVES MATCH CABINETS.
26	MIRROR.
27	WOOD FRAME MATCH CABINETS.
28	SYNTHETIC POLYMER SHINGLE "BORAL GRAPHITE CR 733" BY INSPIRE.
29	MEMBRANE, 40 MIL. HIGH TEMPERATURE PEEL AND STICK.
30	PREFABRICATED TRUSSES W/ 11" ENERGY HEELS.
31	SHEATHING SEE STRUCTURAL.
32	DRIP EDGE.
33	1 X T.K. W.R. CEDAR FASCIA W/ SEMI TRANSPARENT STAIN TYP.
34	2 X 6 SUB FASCIA.
35	EAVES: 3/8" STUCCO ON 5/8" DENSGLASS TYP.
36	CEDAR TRIM.

**KEYNOTES**

NO.	NOTE
37	1" STUCCO ON LATH OVER VAPOR BARRIER.
38	2 X 4 FRAMING.
39	FACED BATT INSULATION R-19 @ WALLS TYP.
40	1 X 2 CEDAR BATTS @ 16" O.C.
41	5/8" BRECKINRIDGE SIDING.
42	2 X 6 FRAMING.
43	VAPOR BARRIER SEAL TO FLANGES AND FLASHINGS WITH PEEL AND STICK MEMBRANE.
44	5/8" X 5 1/2" WOOD BASE.
45	1 X 4 W/ MITERED CORNERS.
46	1 X TRIM.
47	DOOR FRAME.
48	SEALANT.
49	DOOR.
50	STUCCO SILL.
51	TRIM BETWEEN HINGED DOOR AND SLIDER STAINED TO MATCH DOORS @ GUEST SUITES 1 AND 2.
52	5/8" X 5 1/2" WOOD BASE @ WOOD FLOOR.
53	TILE OR WOOD FLOORING.
54	CONCRETE SLAB AND FOOTING SEE STRUCTURAL.
55	EXPANSION JOINT.
56	SEALANT AND B.U.R. HOLD DOWN 1/2"
57	RIGID INSULATION (CLOSED CELL) SPACER.
58	WATERPROOFING.
59	WOOD FLOORING.
60	5/8" X 5 1/2" WOOD BASE AT CONDITIONED AREA.
61	WOOD FLOORING AT CONDITIONED AREA.
62	FACED BATT INSULATION R-19 AT WALLS AT CONDITIONED AREA TYP.
63	FILL WITH DRAINING PEA GRAVEL.
64	WALK OR LANAI.
65	1/3 MIX TOPSOIL.
66	1 1/2" SAWN BASALT.
67	3 1/2" "STIFF" MORTAR BASE.
68	DRIP EMITTER TUBING IF DRIP IRRIGATED.
69	C.A.B.
70	1/4" X 6" RYERSON STEEL EDGING W/ STAKES.
71	1 X TRIM SEE TYP. DOOR ELEVATIONS THIS SHEET.
72	CONCRETE BEYOND AT THRESHOLD.



THIS WORK WAS PREPARED BY ME OR UNDER MY SUPERVISION. CONSTRUCTION OF THIS PROJECT WILL BE UNDER MY OBSERVATION.

SIGNATURE  
EXPIRATION 4/30/24

GENERAL CONTRACTOR:

DATE	4/28/22
REVISIONS	
NO.	DESCRIPTION
1	FINAL DR SET

**SINGLE FAMILY RESIDENCE**  
**LOT 8 NOHEA, PHASE 1**  
TMK: 3-6-8-043:008  
BLACK ROCK DEVELOPMENT LP  
2214 MCCULLOUGH ROAD  
NANAIMO BC V9S 4M8 CANADA  
PH: 250-756-9665 FAX: 250-756-9615

CRAIG MONAGHAN, ARCHITECT  
4522 LOWER DR. LAKE OSWEGO, OR 97035  
PH: 503-522-9000  
monaghan.craig@gmail.com

DATE 4/28/22

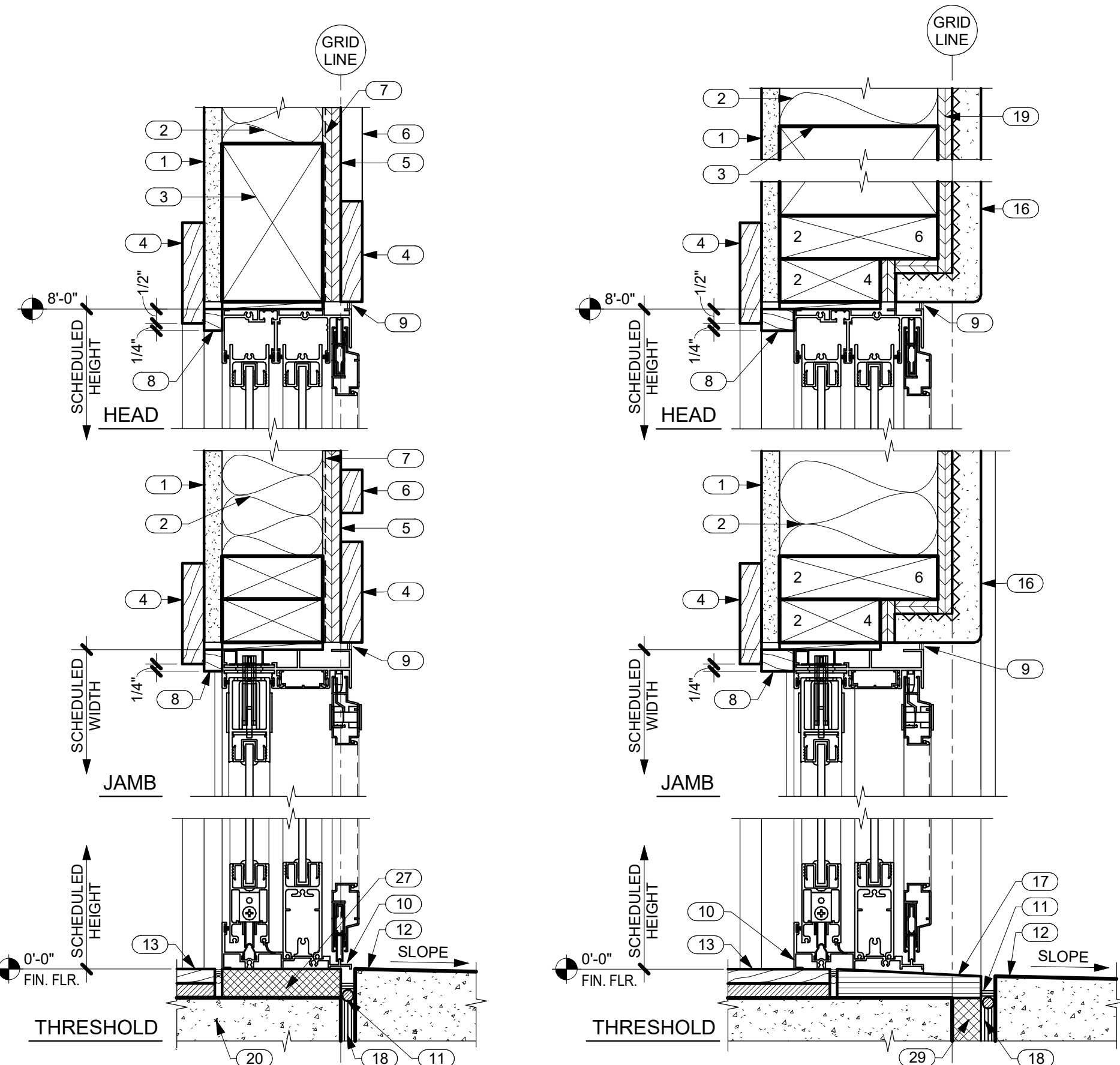
SCALE As indicated

SHEET

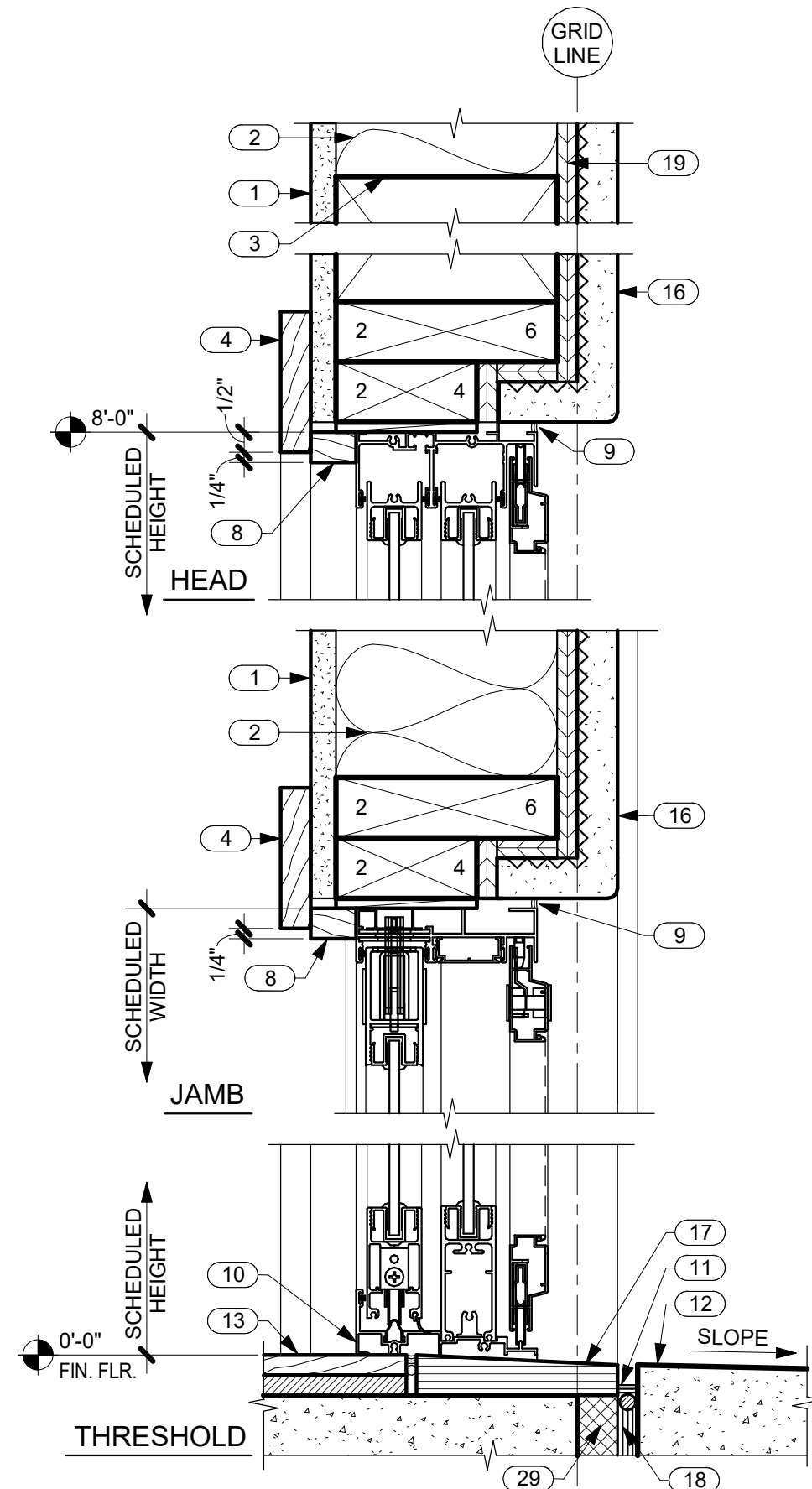
**DOOR SCHEDULE, DOOR TYPES, DOOR DETAILS**

SHEET

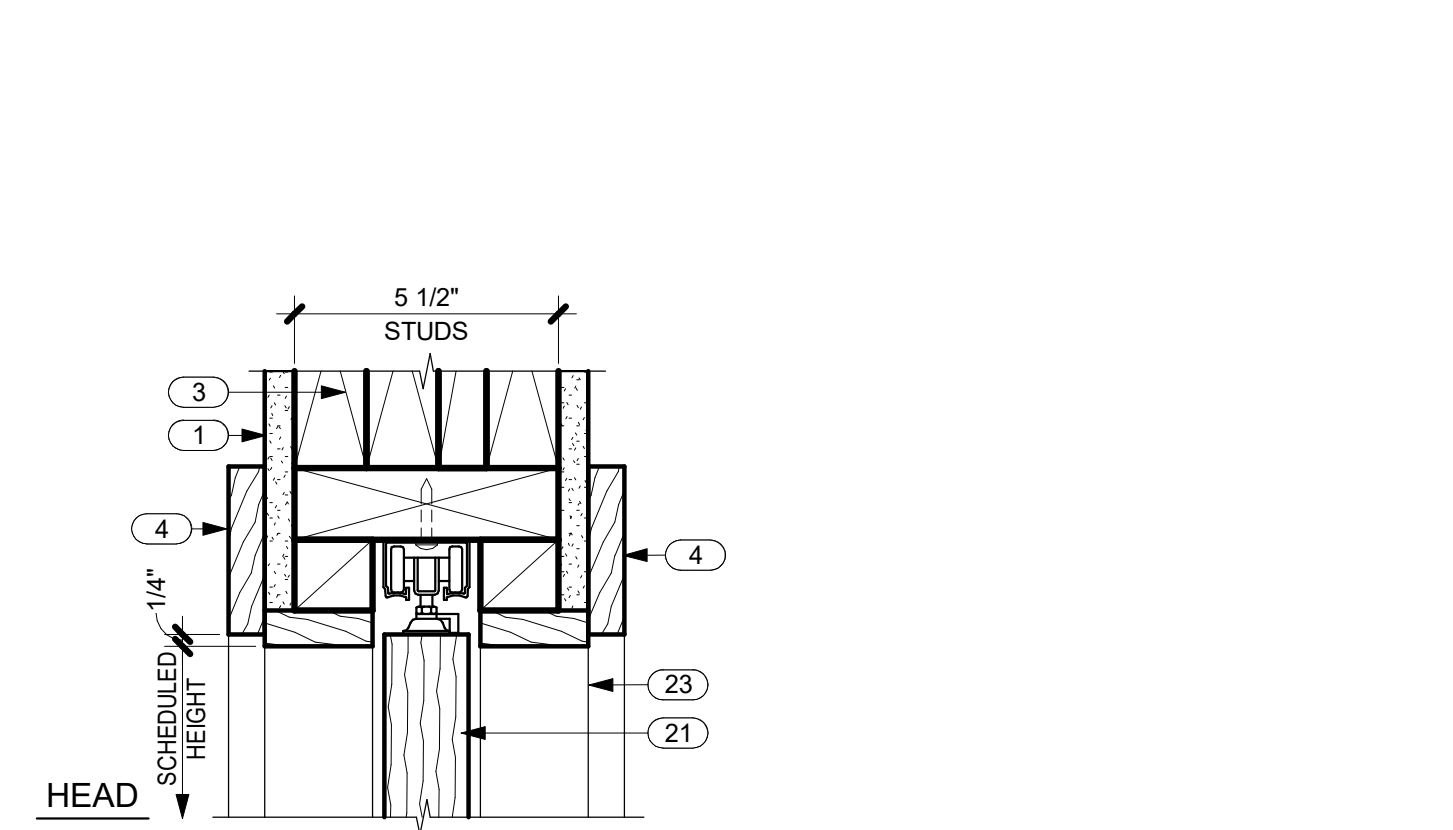
A6.1



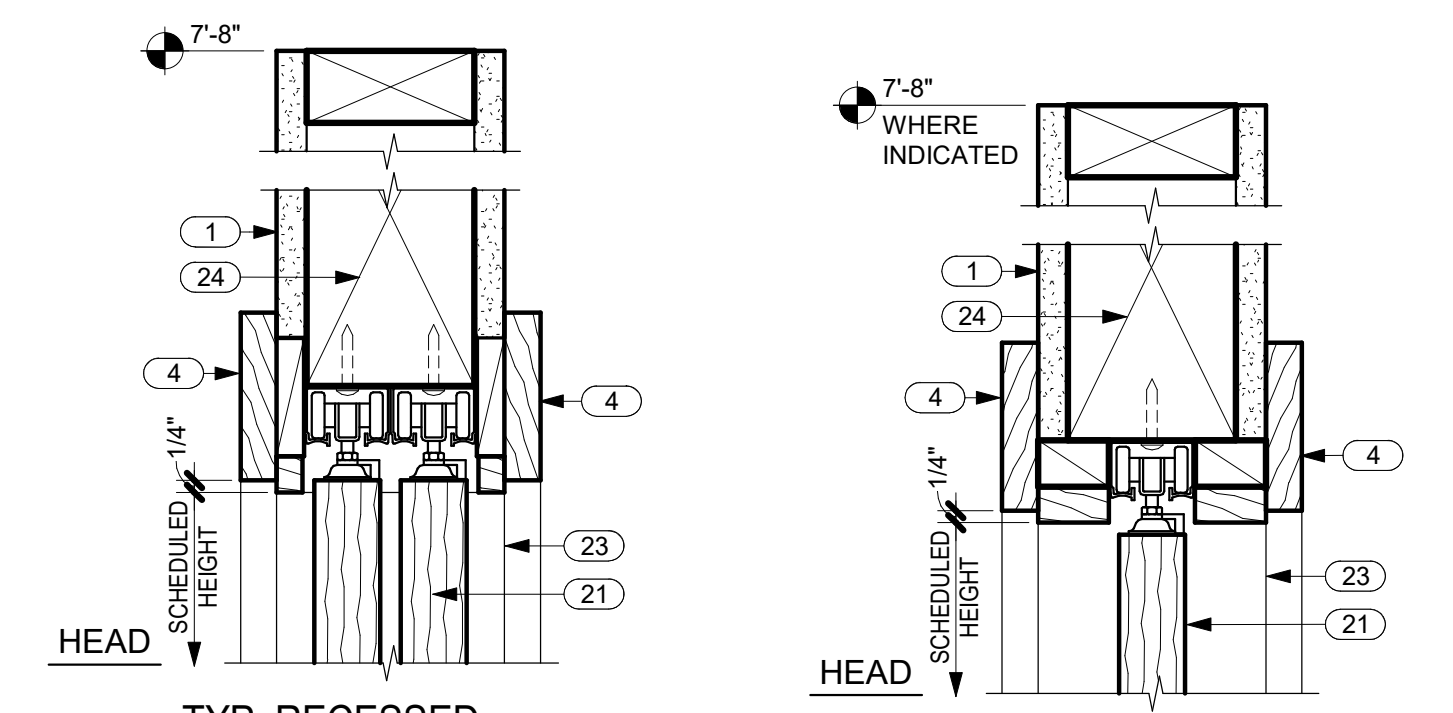
1 TYP. SLIDING DOOR DETAILS IN SIDING  
A6.1 SCALE: 3" = 1'-0"



2 TYP. SLIDING DOOR DETAILS IN STUCCO  
A6.1 SCALE: 3" = 1'-0"

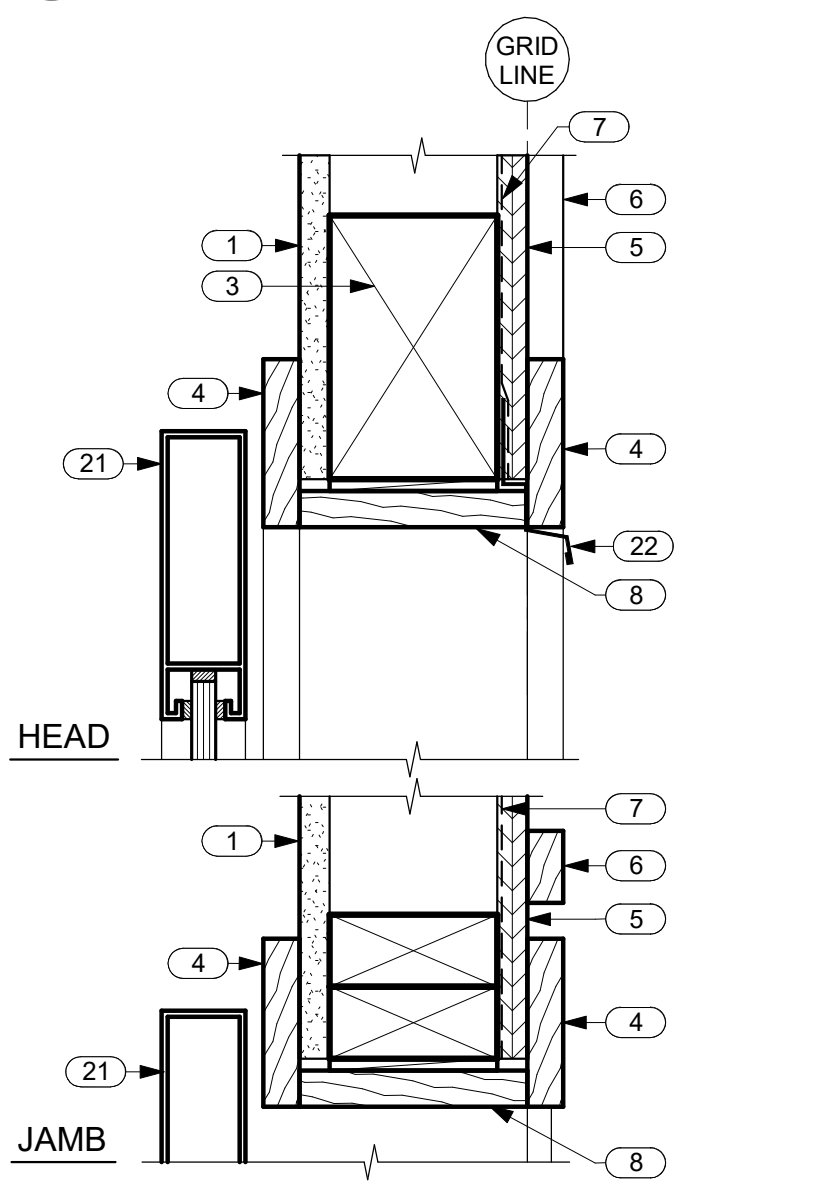


3 TYP. RECESSED POCKET DOOR TRACK  
A6.1 SCALE: 3" = 1'-0"

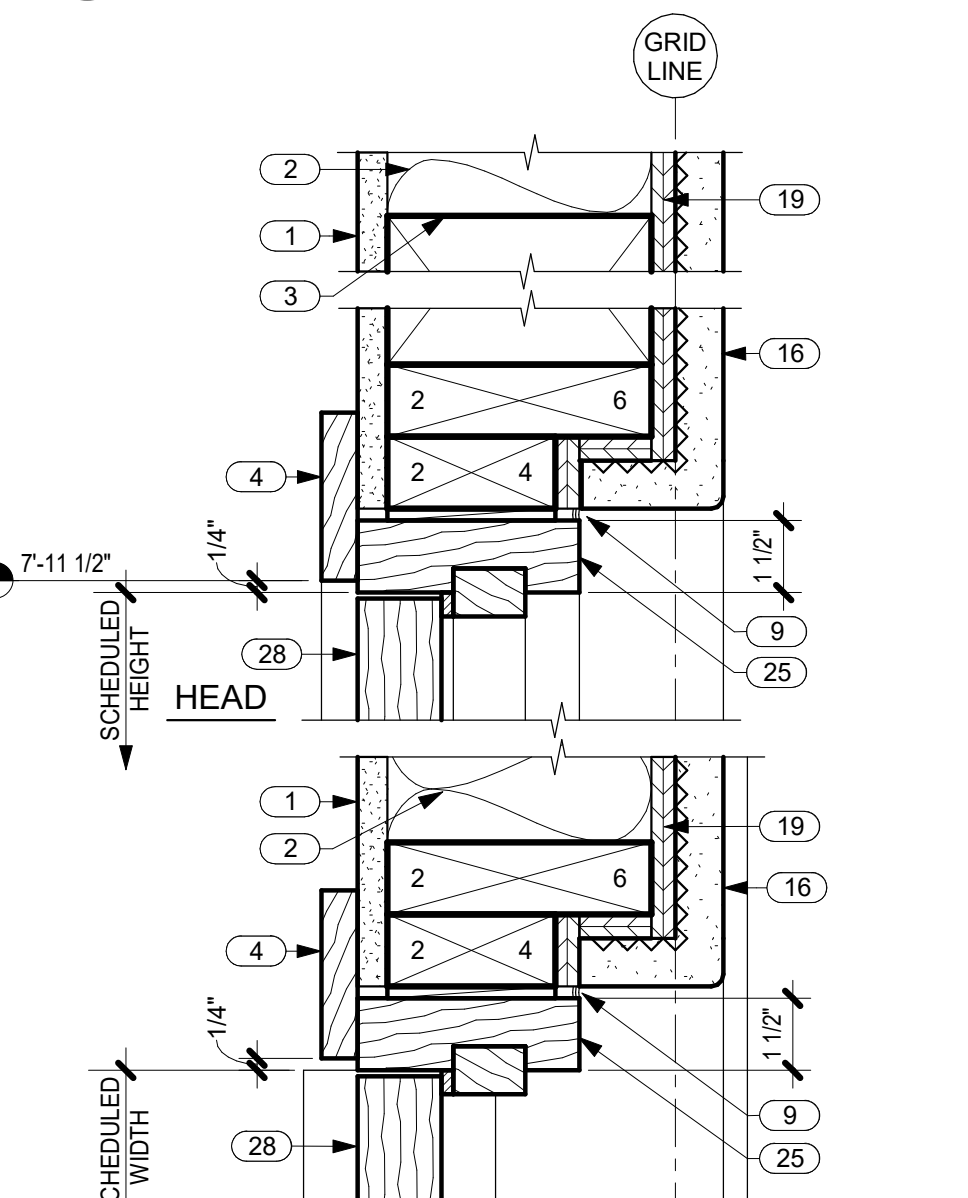


4 TYP. RECESSED SLIDING DOOR TRACK  
A6.1 SCALE: 3" = 1'-0"

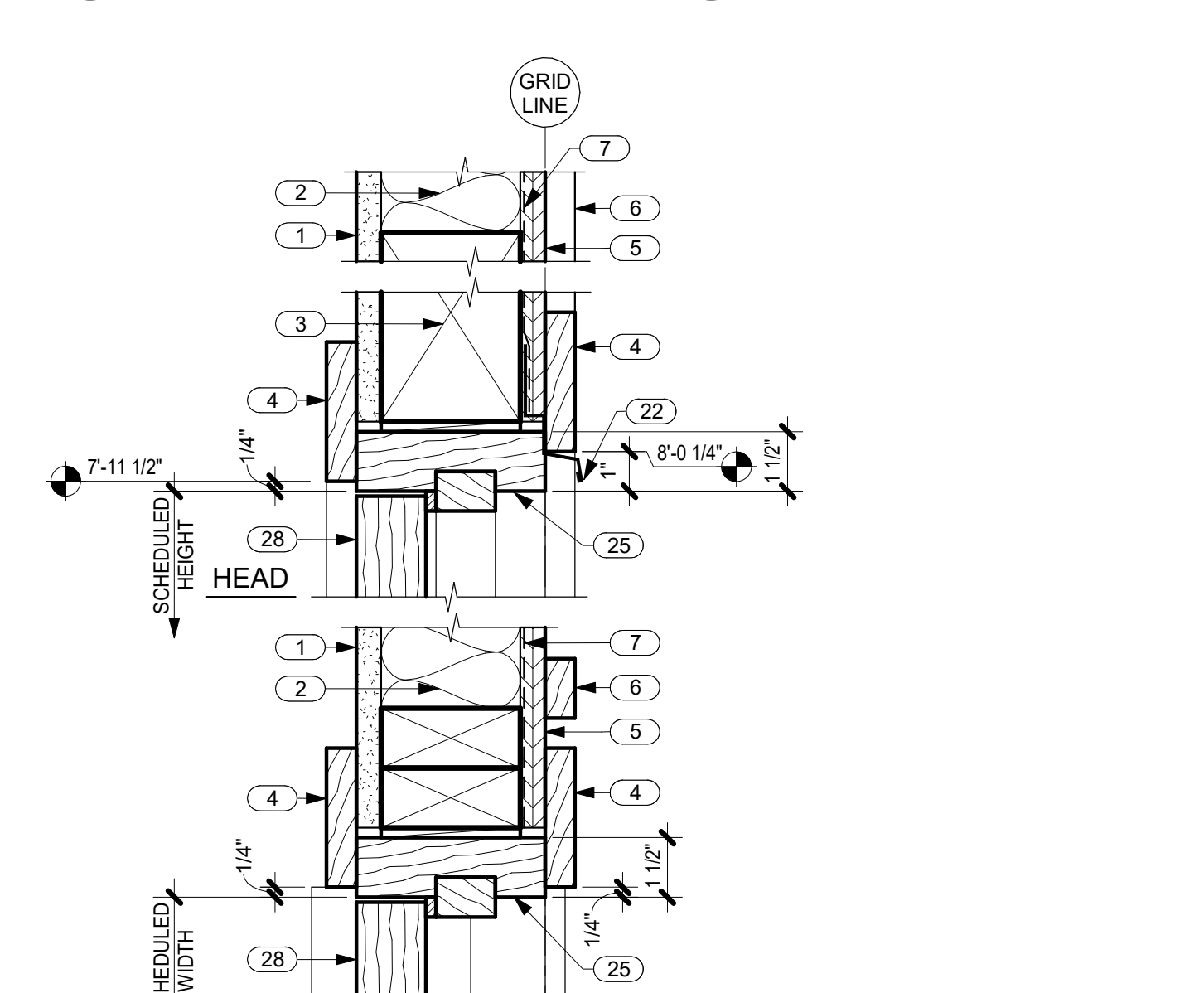
5 TYP. BI-FOLD DOOR TRACK  
A6.1 SCALE: 3" = 1'-0"



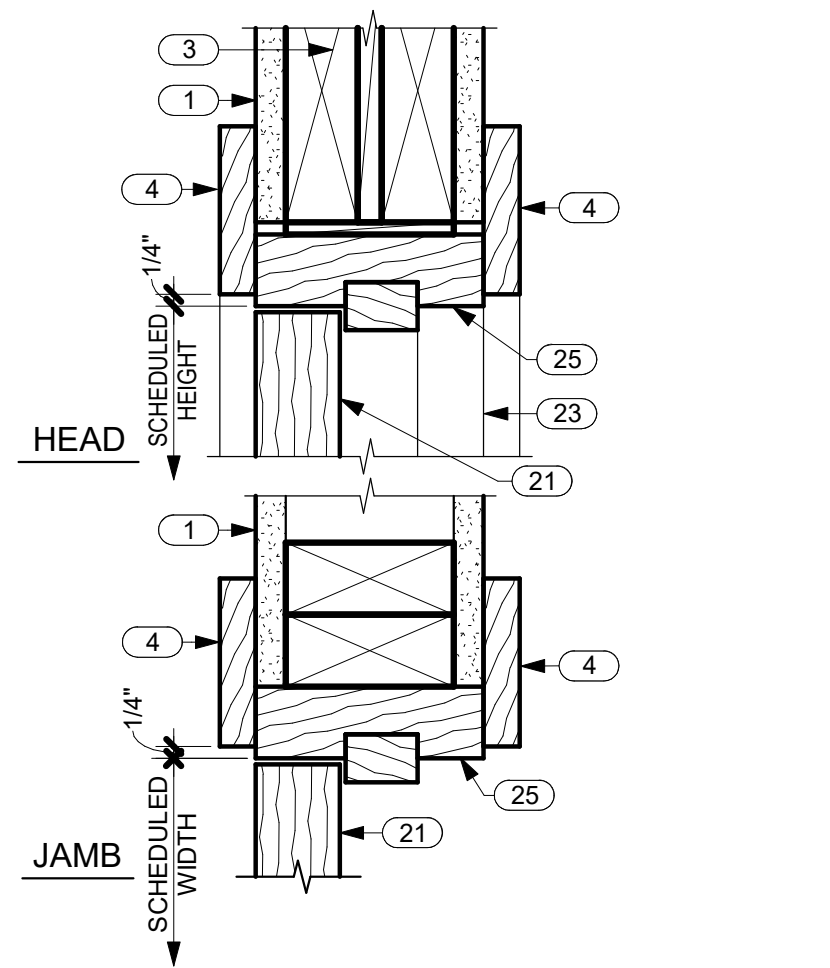
7 GARAGE DOOR HEAD & JAMB DETAILS  
A6.1 SCALE: 3" = 1'-0"



8 TYP. HINGED DOOR DETAILS IN STUCCO  
A6.1 SCALE: 3" = 1'-0"



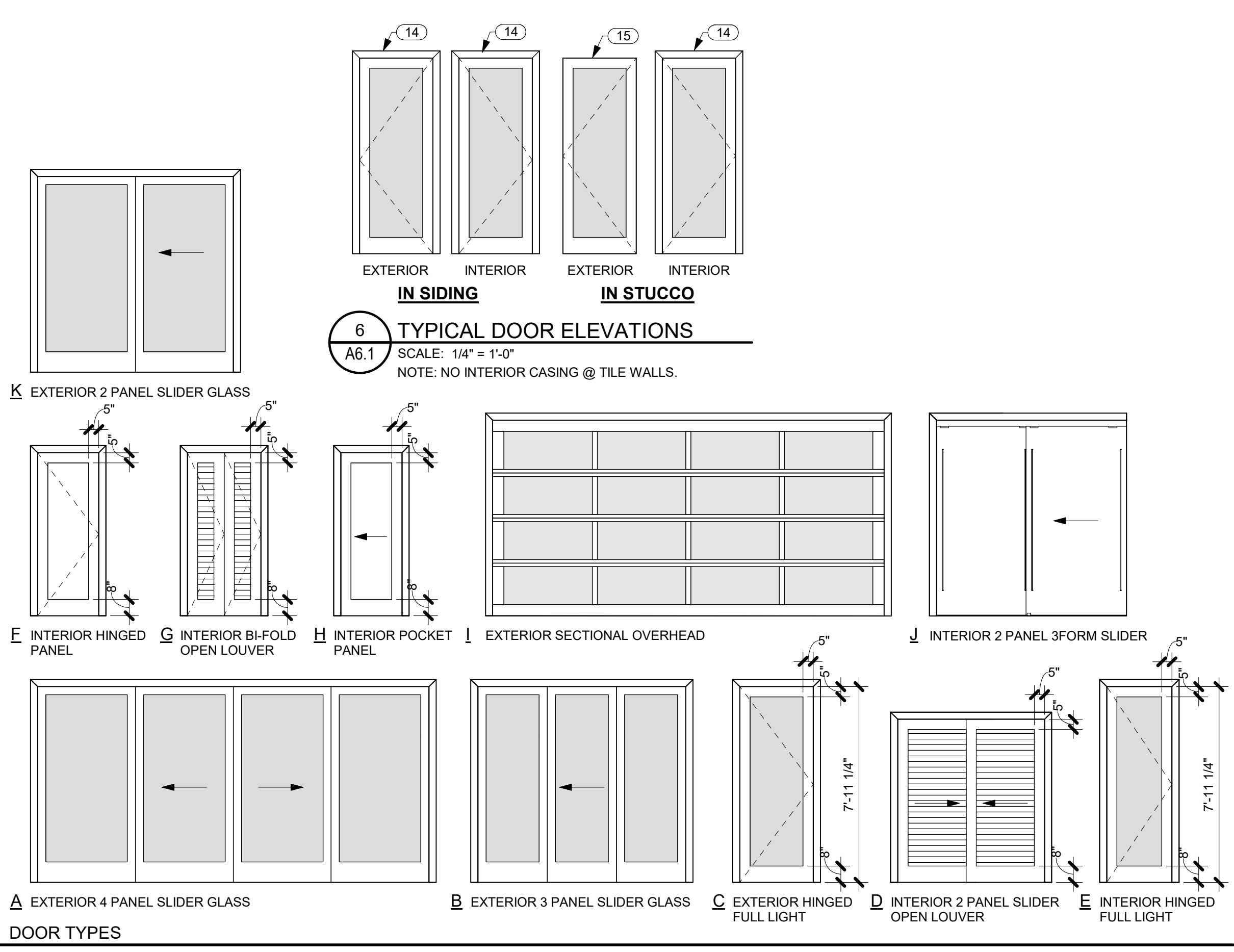
9 TYP. HINGED DOOR DETAILS IN SIDING  
A6.1 SCALE: 3" = 1'-0"



10 TYP. INTERIOR DOOR DETAILS  
A6.1 SCALE: 3" = 1'-0"

NO.	NOTE
1	5/8" GYP. BD.
2	FACED BATT INSULATION R-19 @ WALLS TYP.
3	HEADER SEE STRUCTURAL.
4	1 X TRIM SEE TYP. DOOR ELEVATIONS THIS SHEET.
5	5/8" BRECKINRIDGE SIDING.
6	1 X 2 CEDAR BATTS @ 16" O.C.
7	VAPOR BARRIER SEAL TO FLANGES AND FLASHINGS WITH PEEL AND STICK MEMBRANE.
8	1 X TRIM.
9	SEALANT.
10	THRESHOLD SET IN SEALANT.
11	SEALANT AND B.U.R. HOLD DOWN 1/2"
12	LANAI WHERE OCCURS.
13	TILE OR WOOD FLOORING.
14	1 X 4 W/ MITERED CORNERS.
15	NO TRIM.

NO.	NOTE
16	1" STUCCO ON LATH OVER VAPOR BARRIER.
17	BASALT STONE THRESHOLD, SLOPE 1/4" TO EXTERIOR.
18	EXPANSION JOINT.
19	SHEATHING SEE STRUCTURAL.
20	CONCRETE SLAB AND FOOTING SEE STRUCTURAL.
21	DOOR.
22	DRIP EDGE.
23	JAMB AND TRIM BEYOND.
24	4 X 8 HEADER.
25	DOOR FRAME.
26	WOOD FLOORING.
27	GROUT AND HARD SHIMS.
28	DOOR.
29	RIGID INSULATION (CLOSED CELL) SPACER.



6 TYPICAL DOOR ELEVATIONS  
A6.1 SCALE: 1/4" = 1'-0"  
NOTE: NO INTERIOR CASING @ TILE WALLS.

DOOR SCHEDULE											
NO.	TYPE	WIDTH	HEIGHT	THICKNESS	DESCRIPTION	LAMINATED OR TEMP. GLASS	DOOR MATERIAL	FRAME MATERIAL	TRIM INT.	TRIM EXT.	COMMENTS
1	A	16'-0"	8'-0"	1 3/4"	EXTERIOR 4 PANEL SLIDER GLASS	YES	NOTE 5	NOTE 5	NOTE 4	NOTE 2	
2	B	9'-0"	8'-0"	1 3/4"	EXTERIOR 3 PANEL SLIDER GLASS	YES	NOTE 5	NOTE 5	NOTE 4	NOTE 2	
3	C	3'-0"	7'-11 1/4"	1 3/4"	EXTERIOR HINGED FULL LIGHT	YES	NOTE 1	NOTE 1	NOTE 4	NO TRIM	
4	C	3'-0"	7'-11 1/4"	1 3/4"	EXTERIOR HINGED FULL LIGHT	YES	NOTE 1	NOTE 1	NOTE 4	NOTE 2	
5	A	12'-0"	8'-0"	1 3/4"	EXTERIOR 4 PANEL SLIDER GLASS	YES	NOTE 5	NOTE 5	NOTE 4	NOTE 2	
6	A	12'-0"	8'-0"	1 3/4"	EXTERIOR 4 PANEL SLIDER GLASS	YES	NOTE 5	NOTE 5	NOTE 11	NOTE 2	
7	E	2'-8"	7'-11 1/4"	1 3/4"	INTERIOR HINGED FULL LIGHT	YES	NOTE 3	NOTE 3	NOTE 4	N/A	
8	F	2'-6"	6'-8"	1 3/4"	INTERIOR HINGED PANEL		NOTE 3	NOTE 3	NOTE 4	N/A	
9	E	2'-8"	7'-11 1/4"	1 3/4"	INTERIOR HINGED FULL LIGHT	YES	NOTE 3	NOTE 3	NOTE 4	N/A	
10	F	2'-6"	6'-8"	1 3/4"	INTERIOR HINGED PANEL		NOTE 3	NOTE 3	NOTE 4	N/A	
11	G	2'-6"	6'-8"	1 3/8"	INTERIOR BI-FOLD OPEN LOUVER		NOTE 3	NOTE 3	NOTE 4	N/A	
12	B	9'-0"	8'-0"	1 3/4"	EXTERIOR 3 PANEL SLIDER GLASS	YES	NOTE 5	NOTE 5	NOTE 4	NO TRIM	
13	D	6'-0"	6'-8"	1 3/8"	INTERIOR 2 PANEL SLIDER OPEN LOUVER		NOTE 3	NOTE 3	NOTE 4	N/A	
14	C	3'-0"	7'-11 1/4"	1 3/4"	EXTERIOR HINGED FULL LIGHT	YES	NOTE 1	NOTE 1	NOTE 4	NOTE 2	
15	H	2'-8"	6'-8"	1 3/4"	INTERIOR POCKET PANEL		NOTE 3	NOTE 3	NOTE 4	N/A	
16	F	2'-4"	6'-8"	1 3/4"	INTERIOR HINGED PANEL		NOTE 3	NOTE 3	NOTE 4	N/A	
17	K	8'-0"	8'-0"	1 3/4"	EXTERIOR 2 PANEL SLIDER GLASS	YES	NOTE 5	NOTE 5	NOTE 4	NO TRIM	
18	B	9'-0"	8'-0"	1 3/4"	EXTERIOR 3 PANEL SLIDER GLASS	YES	NOTE 5	NOTE 5	NOTE 4	NO TRIM	
19	C	3'-0"	7'-11 1/4"	1 3/4"	EXTERIOR HINGED FULL LIGHT	YES	NOTE 1	NOTE 1	NOTE 4	NOTE 2	NOTE 12
20	F	2'-6"	6'-8"	1 3/4"	INTERIOR HINGED PANEL		NOTE 3	NOTE 3	NOTE 4	N/A	
21	C	3'-0"	7'-11 1/4"	1 3/4"	EXTERIOR HINGED FULL LIGHT	YES	NOTE 1	NOTE 1	NOTE 4	NOTE 2	
22	F	2'-6"	6'-8"	1 3/4"	INTERIOR HINGED PANEL		NOTE 3	NOTE 3	NOTE 4	N/A	
23	G	3'-0"	6'-8"	1 3/8"	INTERIOR BI-FOLD OPEN LOUVER		NOTE 3	NOTE 3	NOTE 4	N/A	
24	K	8'-0"	8'-0"	1 3/4"	EXTERIOR 2 PANEL SLIDER GLASS	YES	NOTE 5	NOTE 5	NOTE 4	NOTE 2	
25	C	3'-0"	7'-11 1/4"	1 3/4"	EXTERIOR HINGED FULL LIGHT	YES	NOTE 1	NOTE 1	NOTE 4	NOTE 2	
26	C	3'-0"	7'-11 1/4"	1 3/4"	EXTERIOR HINGED FULL LIGHT	YES	NOTE 1	NOTE 1	NOTE 4	NOTE 2	NOTE 12
27	I	16'-0"	8'-0"	2 1/8"	EXTERIOR SECTIONAL OVERHEAD	YES	NOTE 6	NOTE 6	NOTE 4	NOTE 2	
29											
32	K	8'-0"	8'-0"	1 3/4"	EXTERIOR 2 PANEL SLIDER GLASS	YES	NOTE 5	NOTE 5	NOTE 4	NOTE 2	
33	K	6'-0"	8'-0"	1 3/4"	EXTERIOR 2 PANEL SLIDER GLASS	YES	NOTE 5	NOTE 5	NOTE 4	NOTE 2	
35	G	3'-0"	6'-8"	1 3/8"	INTERIOR BI-FOLD OPEN LOUVER		NOTE 3	NOTE 3	NOTE 4	N/A	
38	F	2'-6"		1 3/4"	INTERIOR HINGED PANEL						
40	H	2'-8"		1 3/4"	INTERIOR POCKET PANEL						

- NOTES**
- EXTERIOR HINGED DOORS: ALUMINUM CLAD WOOD.
  - EXTERIOR TRIM: 1 X T.K. CEDAR W/ SIKKENS STAIN-009 DARK OAK, 1 COAT OF CETOL 1" AND 1 COAT OF CETOL 2/3 PLUS.
  - INTERIOR DOORS: 1 3/4" THICK. WOOD DOOR PANELS: 5/8" PLYWOOD W/ 1/8" VENEERS MATCHING STILE AND RAIL. SQUARE SHOULDER STOPS AT GLASS FLUSH W/ DOOR FACE. DOORS AND FRAMES: MIXED GRAIN SPANISH CEDAR W/ PPG PAINTS FOR INTERIOR CLEAR LACQUER BASED, SATIN FINISH, 2 COATS. OR STEAMED BEECH W/ PPG PAINTS SATIN STAIN TO MATCH SIKKENS STAIN-009 DARK OAK, 1 COAT OF CETOL 1" AND 1 COAT OF CETOL 2/3 PLUS.
  - INTERIOR TRIM: ALDER WITH PPG OR SHERWIN WILLIAMS STAIN. CLEAR LACQUER BASED, SATIN FINISH, 2 COATS-TO MATCH SIKKENS STAIN-009 DARK OAK, 1 COAT OF CETOL 1" AND 1 COAT OF CETOL 2/3 PLUS.
  - EXTERIOR SLIDING DOORS AND FRAMES: FLEETWOOD 1000, DARK BRONZE ANODIZED, SINGLE GLAZED, LOW E, 6MM SG.
  - GARAGE DOOR: BRONZE ANODIZED ALUM. WITH WHITE OBSCURE LAMINATED GLASS BY NORTHWEST DOOR PER TRADEWIND HAWAII QUOTE #13881.
  - DIMENSIONS SHOWN ON DOOR TYPES ARE "SEEN DIMENSIONS", SEE DETAILS.
  - 2 1/2" BACKSETS U.O.N. SEE HARDWARE SCHEDULE.
  - CLEAR OR FROSTED AS NOTED. LAMINATED OR TEMPERED GLASS IN ALL DOORS WITH GLASS. LOW E AT EXTERIOR WITH CODE SHCG.
  - GLAZING = U OF 4, NO U VALUE REQUIRED AT GARAGE.
  - TILE HEAD AND JAMBS.
  - OBSCURE GLASS.
  - INTERIOR 3FORM DOORS: 3 FORM SLIDER AND COMPLETE HARDWARE PACKAGE.



THIS WORK WAS PREPARED BY ME OR UNDER MY SUPERVISION. CONSTRUCTION OF THIS PROJECT WILL BE UNDER MY OBSERVATION.

SIGNATURE  
EXPIRATION 4/30/24

GENERAL CONTRACTOR:

DATE	4/28/22
REVISIONS	
NO.	
DESCRIPTION	
FINAL DR SET	

**SINGLE FAMILY RESIDENCE  
LOT 8 NOHEA, PHASE 1**  
**TMK: 3-6-8-043:008**  
 BLACK ROCK DEVELOPMENT LP  
 2214 MCCULLOUGH ROAD  
 NANAIMO BC V9S 4M8 CANADA  
 PH: 250-756-9665 FAX: 250-756-9615

CRAIG MONAGHAN, ARCHITECT  
 4522 LOWER DR. LAKE OSWEGO, OR 97035  
 PH: 503-522-9000  
 monaghan.craig@gmail.com

DATE 4/28/22

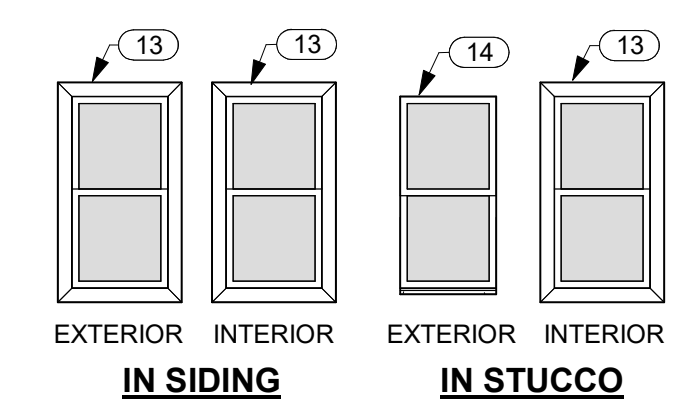
SCALE As indicated

SHEET

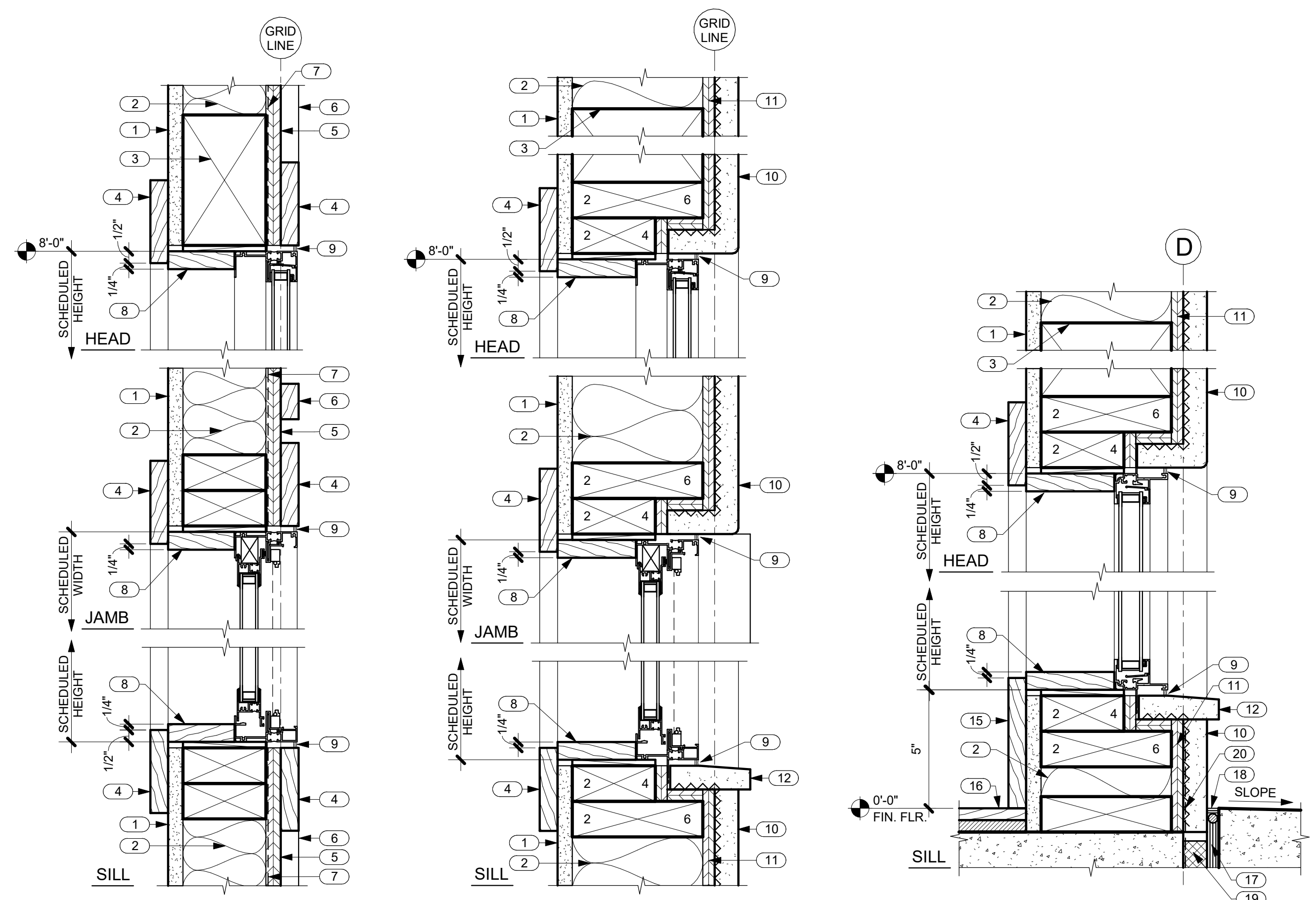
**WINDOW SCHEDULE, TYPES AND DETAILS**

SHEET

**A6.2**



**1 TYPICAL WINDOW ELEVATIONS**  
 A6.2 SCALE: 1/4" = 1'-0"  
 NOTE: NO INTERIOR CASING @ TILE WALLS.

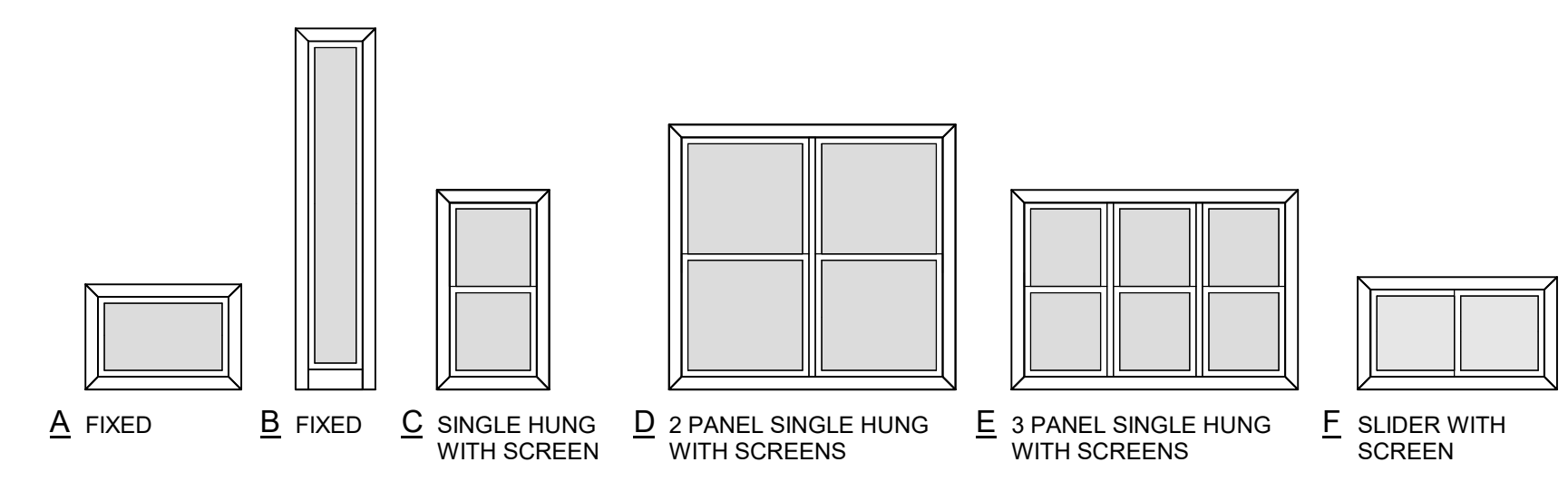


**2 TYP. WINDOW DETAILS IN SIDING**  
 A6.2 SCALE: 3" = 1'-0"

**3 TYP. WINDOW DETAILS IN STUCCO**  
 A6.2 SCALE: 3" = 1'-0"

**4 SIDELIGHT HEAD AND SILL DETAILS**  
 A6.2 SCALE: 3" = 1'-0"

NO.	NOTE
1	5/8" GYP. BD.
2	FACED BATT INSULATION R-19 @ WALLS TYP.
3	HEADER SEE STRUCTURAL.
4	1 X TRIM SEE TYP. DOOR ELEVATIONS THIS SHEET.
5	5/8" BRECKINRIDGE SIDING.
6	1 X 2 CEDAR BATTIS @ 16"O.C.
7	VAPOR BARRIER SEAL TO FLANGES AND FLASHINGS WITH PEEL AND STICK MEMBRANE.
8	1 X TRIM.
9	SEALANT.
10	1" STUCCO ON LATH OVER VAPOR BARRIER.
11	SHEATHING SEE STRUCTURAL.
12	STUCCO SILL.
13	1 X 4 W/ MITERED CORNERS.
14	NO TRIM.
15	3/4" X 5 1/2" TRIM.
16	WOOD FLOORING.
17	EXPANSION JOINT.
18	SEALANT AND B.U.R. HOLD DOWN 1/2"
19	RIGID INSULATION (CLOSED CELL) SPACER.
20	WATERPROOFING.

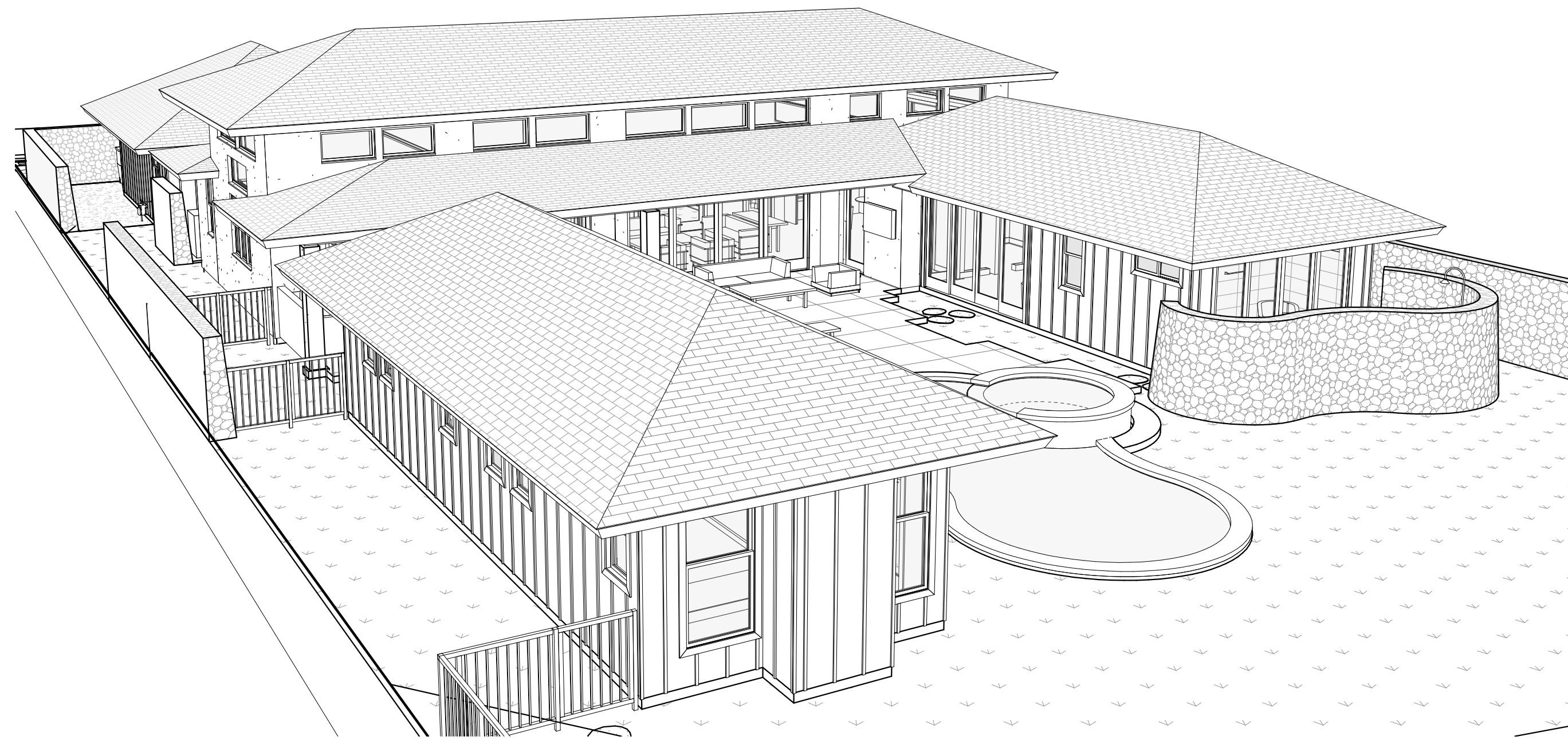


WINDOW TYPES


WINDOW SCHEDULE								
NO.	TYPE	WIDTH	HEIGHT	DESCRIPTION	LAMINATED OR TEMP. GLASS	INT. TRIM	EXT. TRIM	COMMENTS
1	A	5'-0"	2'-0"	FIXED		NOTE 3	NO TRIM	
2	A	5'-0"	2'-0"	FIXED		NOTE 3	NO TRIM	
5	B	1'-3"	7'-7"	FIXED	YES	NOTE 3	NO TRIM	
6	C	2'-0"	4'-0"	SINGLE HUNG WITH SCREEN		NOTE 3	NOTE 4	NOTE 8
7	C	2'-0"	4'-0"	SINGLE HUNG WITH SCREEN		NOTE 3	NOTE 4	
8	C	2'-0"	4'-0"	SINGLE HUNG WITH SCREEN	YES	NOTE 5	NOTE 4	NOTE 8
9	C	2'-0"	4'-0"	SINGLE HUNG WITH SCREEN		NOTE 3	NOTE 4	
10	C	2'-0"	4'-0"	SINGLE HUNG WITH SCREEN		NOTE 3	NOTE 4	
11	C	2'-0"	4'-0"	SINGLE HUNG WITH SCREEN		NOTE 3	NOTE 4	
12	C	3'-0"	7'-6"	SINGLE HUNG WITH SCREEN	YES	NOTE 3	NO TRIM	
14	E	6'-0"	4'-6"	3 PANEL SINGLE HUNG WITH SCREENS		NOTE 3	NO TRIM	
15	F	4'-0"	2'-0"	SLIDER WITH SCREEN	YES	NOTE 5	NOTE 4	NOTE 8
16	F	4'-0"	2'-0"	SLIDER WITH SCREEN	YES	NOTE 5	NOTE 4	NOTE 8
17	C	2'-0"	4'-0"	SINGLE HUNG WITH SCREEN		NOTE 3	NOTE 4	
18	C	3'-0"	5'-6"	SINGLE HUNG WITH SCREEN		NOTE 3	NOTE 4	NOTE 8
19	C	2'-0"	4'-0"	SINGLE HUNG WITH SCREEN		NOTE 3	NOTE 4	NOTE 8
20	C	2'-0"	4'-0"	SINGLE HUNG WITH SCREEN		NOTE 3	NO TRIM	
21	C	2'-0"	4'-0"	SINGLE HUNG WITH SCREEN		NOTE 3	NO TRIM	
22	C	2'-0"	4'-0"	SINGLE HUNG WITH SCREEN		NOTE 3	NO TRIM	
23	C	2'-0"	4'-0"	SINGLE HUNG WITH SCREEN		NOTE 3	NOTE 4	
24	C	3'-0"	5'-6"	SINGLE HUNG WITH SCREEN		NOTE 3	NOTE 4	
25	D	4'-0"	4'-0"	2 PANEL SINGLE HUNG WITH SCREENS		NOTE 3	NOTE 4	
26	A	5'-0"	2'-0"	FIXED		NOTE 3	NO TRIM	
29	A	3'-9"	2'-0"	FIXED		NOTE 3	NO TRIM	
32	C	2'-0"	4'-0"	SINGLE HUNG WITH SCREEN		NOTE 3	NOTE 4	
33	C	2'-0"	4'-0"	SINGLE HUNG WITH SCREEN		NOTE 3	NOTE 4	
35	C	2'-0"	4'-0"	SINGLE HUNG WITH SCREEN	YES	NOTE 5	NOTE 4	NOTE 8
36	C	1'-8"	4'-0"	SINGLE HUNG WITH SCREEN		NOTE 3	NOTE 4	NOTE 8
42	A	4'-3"	2'-0"	FIXED		NOTE 3	NO TRIM	
43	A	4'-3"	2'-0"	FIXED		NOTE 3	NO TRIM	
48	A	6'-0"	2'-0"	FIXED		NOTE 3	NO TRIM	
49	A	6'-0"	2'-0"	FIXED		NOTE 3	NO TRIM	
51	C	2'-0"	4'-0"	SINGLE HUNG WITH SCREEN		NOTE 3	NOTE 4	
52	C	2'-0"	4'-0"	SINGLE HUNG WITH SCREEN		NOTE 3	NOTE 4	
53	C	2'-0"	4'-0"	SINGLE HUNG WITH SCREEN	YES	NOTE 5	NOTE 4	NOTE 8
55	C	3'-0"	6'-6"	SINGLE HUNG WITH SCREEN		NOTE 3	NOTE 4	
56	C	3'-0"	6'-6"	SINGLE HUNG WITH SCREEN		NOTE 3	NOTE 4	
57	A	6'-0"	2'-0"	FIXED		NOTE 3	NO TRIM	
58	A	6'-0"	2'-0"	FIXED		NOTE 3	NO TRIM	
59	A	6'-0"	2'-0"	FIXED		NOTE 3	NO TRIM	
60	A	4'-4 1/2"	2'-0"	FIXED		NOTE 3	NO TRIM	
61	A	4'-4 1/2"	2'-0"	FIXED		NOTE 3	NO TRIM	
63	A	3'-0"	2'-0"	FIXED		NOTE 3	NO TRIM	
65	A	2'-8"	2'-0"	FIXED		NOTE 3	NO TRIM	
79	C	3'-0"	7'-6"	SINGLE HUNG WITH SCREEN	YES	NOTE 3	NO TRIM	
80	A	3'-9"	2'-0"	FIXED		NOTE 3	NO TRIM	
82	A	4'-3"	2'-0"	FIXED		NOTE 3	NO TRIM	
83	A	4'-3"	2'-0"	FIXED		NOTE 3	NO TRIM	
84	A	3'-9"	2'-0"	FIXED		NOTE 3	NO TRIM	
85	A	3'-9"	2'-0"	FIXED		NOTE 3	NO TRIM	
86	A	3'-9"	2'-0"	FIXED		NOTE 3	NO TRIM	
87	A	3'-9"	2'-0"	FIXED		NOTE 3	NO TRIM	
88	A	3'-9"	2'-0"	FIXED		NOTE 3	NO TRIM	
89	A	3'-9"	2'-0"	FIXED		NOTE 3	NO TRIM	
90	A	3'-0"	2'-0"	FIXED		NOTE 3	NO TRIM	
91	A	3'-0"	2'-0"	FIXED		NOTE 3	NO TRIM	
92	A	3'-4 3/4"	2'-0"	FIXED		NOTE 3	NO TRIM	

NOTES

- ALL WINDOWS: DOUBLE GLAZED CLEAR AND SUNCOAT LOW E.
- ALL WINDOW FRAMES: MILGARD THERMAL BREAK ALUMINUM 920.
- INTERIOR TRIM: ALDER WITH PPG OR SHERWIN WILLIAMS STAIN. CLEAR LACQUER BASED, SATIN FINISH, 2 COATS-TO MATCH SIKKENS STAIN-009 DARK OAK, 1 COAT OF CETOL 1" AND 1 COAT OF CETOL 2/3 PLUS.
- EXTERIOR TRIM: 1 X T.K. CEDAR W/ SIKKENS STAIN-009 DARK OAK, 1 COAT OF CETOL 1" AND 1 COAT OF CETOL 2/3 PLUS.
- TILE HEAD, JAMB AND SILL.
- GLAZING = U OF .4, NO U VALUE REQUIRED AT GARAGE.
- LAMINATED OR TEMPERED GLASS AS REQUIRED.
- OBSCURE GLASS



1 PERSPECTIVE VIEW LOOKING SOUTHEAST  
A8.0 NOT TO SCALE



2 PERSPECTIVE VIEW LOOKING NORTHEAST  
A8.0 NOT TO SCALE



3 PERSPECTIVE VIEW LOOKING SOUTHWEST  
A8.0 NOT TO SCALE



4 PERSPECTIVE VIEW LOOKING NORTHWEST  
A8.0 NOT TO SCALE



THIS WORK WAS PREPARED BY ME OR UNDER MY SUPERVISION. CONSTRUCTION OF THIS PROJECT WILL BE UNDER MY OBSERVATION.

SIGNATURE  
EXPIRATION 4/30/24

GENERAL CONTRACTOR:

REVISIONS NO.	DESCRIPTION	DATE
1	FINAL DR SET	4/28/22

**SINGLE FAMILY RESIDENCE  
LOT 8 NOHEA, PHASE 1**  
**TMK: 3-6-8-043:008**  
 BLACK ROCK DEVELOPMENT LP  
 2214 MCCULLOUGH ROAD  
 NANAIMO BC V9S 4M8 CANADA  
 PH: 250-756-9665 FAX: 250-756-9615

CRAIG MONAGHAN, ARCHITECT  
 4522 LOWER DR. LAKE OSWEGO, OR 97035  
 PH: 503-522-9000  
 monaghan.craig@gmail.com

DATE 4/28/22

SCALE

SHEET

**PERSPECTIVE VIEWS**


SHEET

**A8.0**

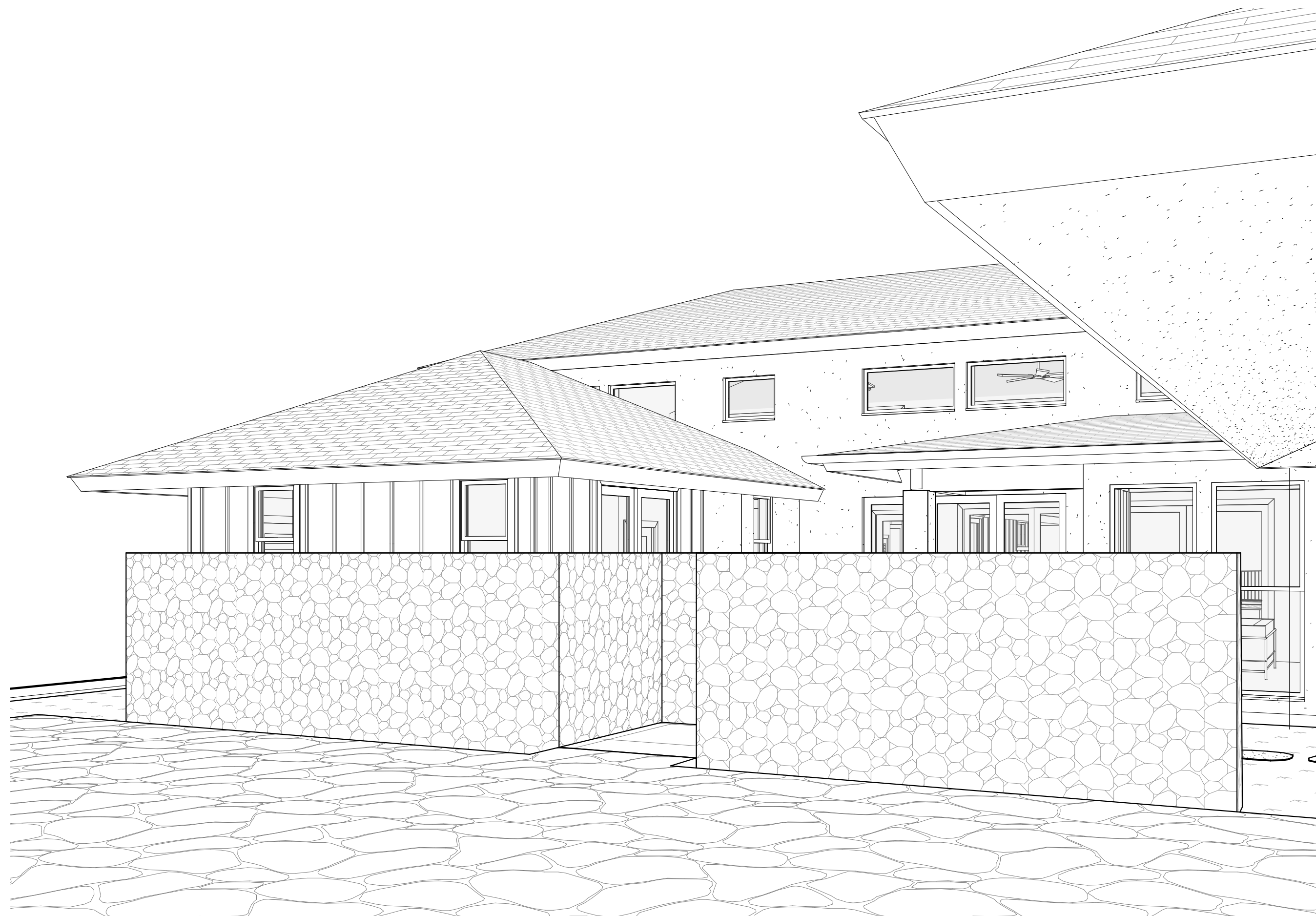




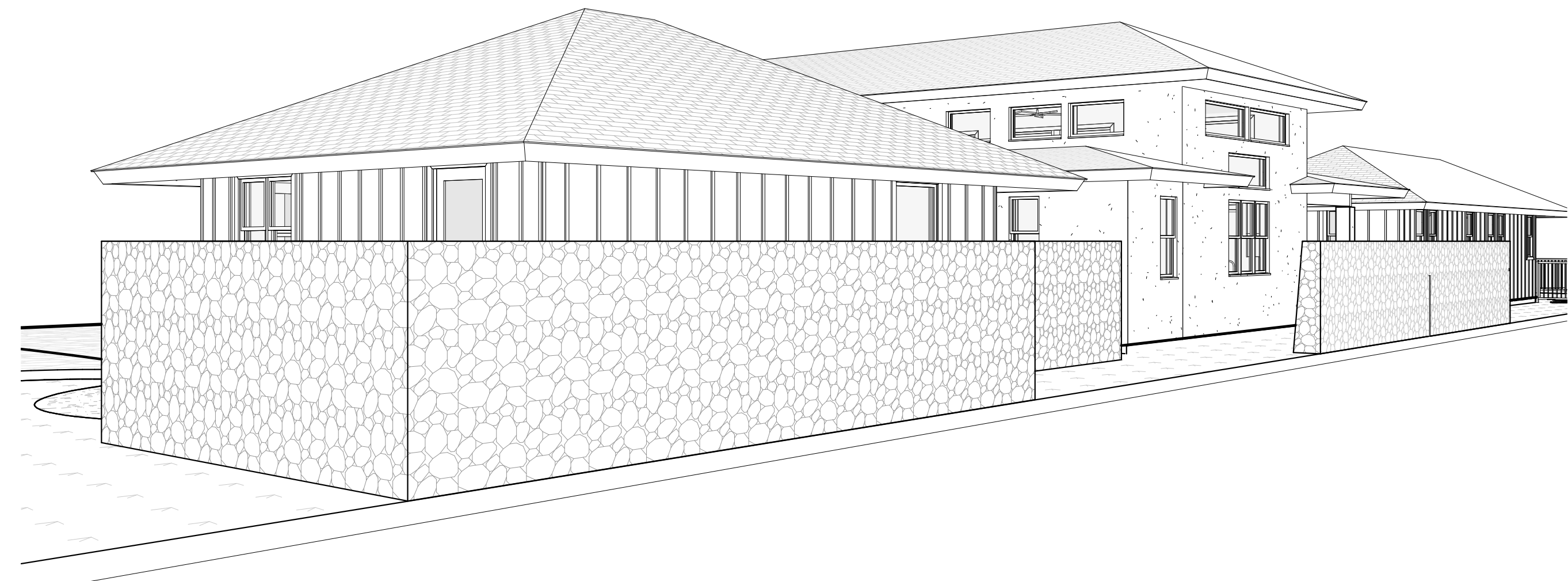
1 GROUND LEVEL PERSPECTIVE FROM DRIVEWAY 1  
SCALE: A10.0



2 GROUND LEVEL PERSPECTIVE FRONT OF LAUNDRY  
SCALE: A10.0



3 GROUND LEVEL PERSPECTIVE FROM DRIVEWAY 2  
SCALE: A10.0



4 GROUND LEVEL PERSPECTIVE FROM NEIGHBOR LOT  
SCALE: A10.0



THIS WORK WAS PREPARED BY ME OR UNDER MY SUPERVISION. CONSTRUCTION OF THIS PROJECT WILL BE UNDER MY OBSERVATION.

SIGNATURE  
EXPIRATION 4/30/24

GENERAL CONTRACTOR:

REVISIONS NO.	DESCRIPTION	DATE

**SINGLE FAMILY RESIDENCE  
LOT 8 NOHEA, PHASE 1**  
**TMK: 3-6-8-043:008**  
 BLACK ROCK DEVELOPMENT LP  
 2214 MCCULLOUGH ROAD  
 NANAIMO BC V9S 4M8 CANADA  
 PH: 250-756-9665 FAX: 250-756-9615

CRAIG MONAGHAN, ARCHITECT  
 4522 LOWER DR. LAKE OSWEGO, OR 97035  
 PH: 503-522-9000  
 monaghan.craig@gmail.com

DATE 4/28/22

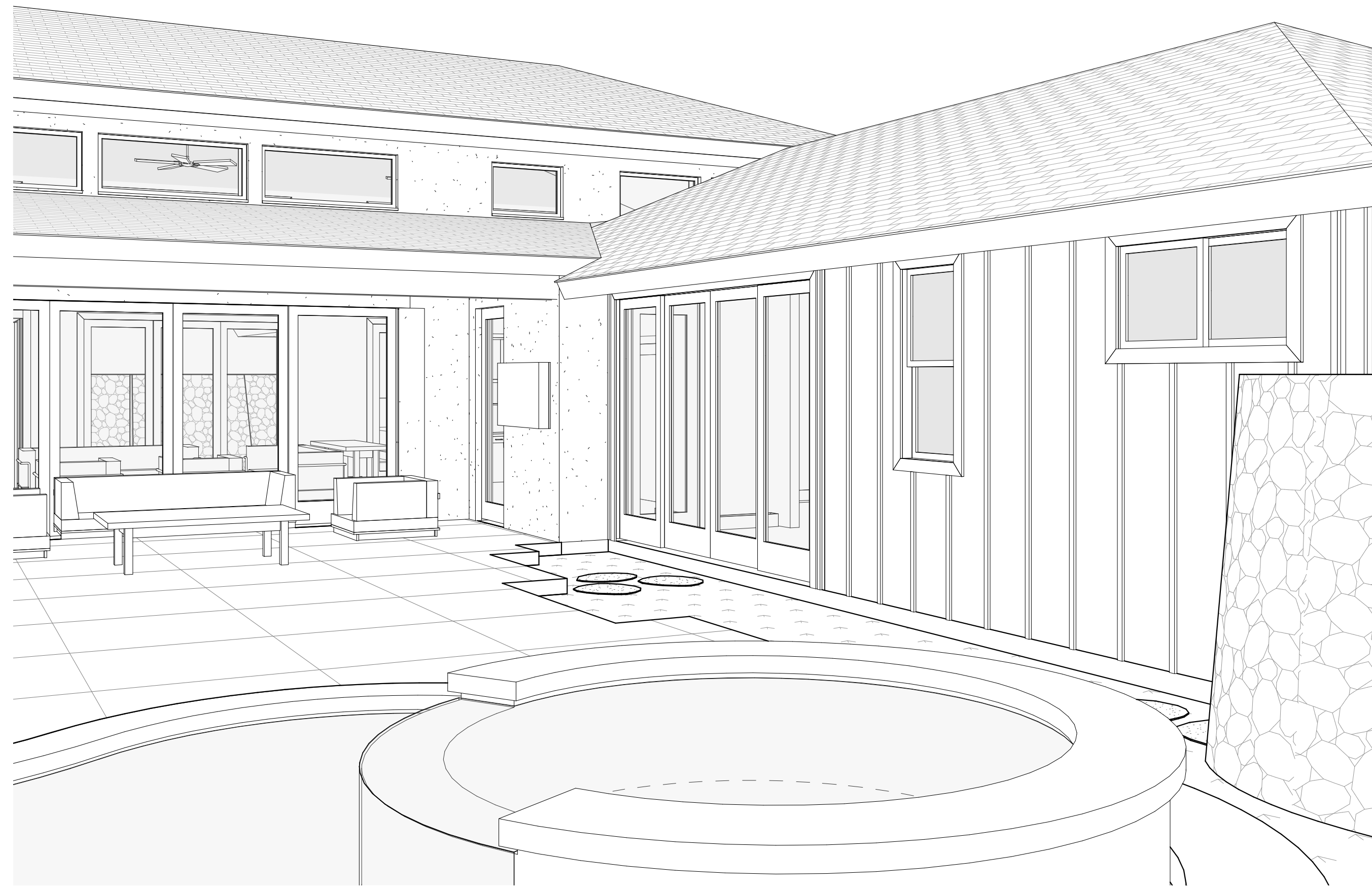
SCALE

SHEET


**PERSPECTIVE VIEWS**

SHEET

**A10.0**




1 GROUND LEVEL PERSPECTIVE FROM POOL  
A10.1 SCALE:



2 GROUND LEVEL PERSPECTIVE FROM POOL 2  
A10.1 SCALE:



3 GROUND LEVEL PERSPECTIVE FROM LAWN 1  
A10.1 SCALE:



4 GROUND LEVEL PERSPECTIVE FROM LAWN 2  
A10.1 SCALE:



THIS WORK WAS PREPARED BY ME OR UNDER MY SUPERVISION. CONSTRUCTION OF THIS PROJECT WILL BE UNDER MY OBSERVATION.

SIGNATURE  
EXPIRATION 4/30/24

GENERAL CONTRACTOR:

REVISIONS  
NO. DESCRIPTION DATE

**SINGLE FAMILY RESIDENCE  
LOT 8 NOHEA, PHASE 1**  
TMK: 3-6-8-043:008  
BLACK ROCK DEVELOPMENT LP  
2214 MCCULLOUGH ROAD  
NANAIMO BC V9S 4M8 CANADA  
PH: 250-756-9665 FAX: 250-756-9615

CRAIG MONAGHAN, ARCHITECT  
4522 LOWER DR. LAKE OSWEGO, OR 97035  
PH: 503-522-9000  
monaghan.craig@gmail.com

DATE 4/28/22

SCALE

SHEET

**PERSPECTIVE  
VIEWS**

SHEET

**A10.1**



1 GROUND LEVEL PERSPECTIVE GREAT ROOM TOWARDS MEDIA  
A10.2 SCALE:



2 GROUND LEVEL PERSPECTIVE GREAT ROOM TOWARDS KITCHEN  
A10.2 SCALE:



THIS WORK WAS PREPARED BY ME OR UNDER MY SUPERVISION. CONSTRUCTION OF THIS PROJECT WILL BE UNDER MY OBSERVATION.

SIGNATURE  
EXPIRATION 4/30/24

GENERAL CONTRACTOR:

REVISIONS NO.	DESCRIPTION	DATE

**SINGLE FAMILY RESIDENCE  
LOT 8 NOHEA, PHASE 1**  
**TMK: 3-6-8-043:008**  
 BLACK ROCK DEVELOPMENT LP  
 2214 MCCULLOUGH ROAD  
 NANAIMO BC V9S 4M8 CANADA  
 PH: 250-756-9665 FAX: 250-756-9615

CRAIG MONAGHAN, ARCHITECT  
 4522 LOWER DR. LAKE OSWEGO, OR 97035  
 PH: 503-522-9000  
 monaghan.craig@gmail.com

DATE 4/28/22

SCALE

SHEET

**PERSPECTIVE VIEWS**

SHEET  
**A10.2**

**APPENDIX A  
MAUNA LANI RESORT COMMUNITY DESIGN COMMITTEE  
SINGLE FAMILY HOME REVIEW, CONSTRUCTION AND INSPECTION  
APPLICATION FORM**

5/2/22

DATE

**Black Rock Development LP**

OWNER'S NAME  
2214 McCullough Road

OWNER'S MAILING ADDRESS  
BC, Canada V9S 4M8

STATE ZIP CODE  
Craig Monaghan

ARCHITECT

**Lot 8**

PROJECT SITE/LOT No.  
250-756-9665 greg@iwcd.ca

CITY  
Nanaimo

HOME PHONE | BUSINESS PHONE | FAX NO.  
503-522-9000

TELEPHONE | FAX NO.

**BUILDING PLAN SUMMARY:** *(Complete all applicable sections)*

Existing Grade: 29.00' Finish Floor Elev.: 29.25'  
(As Shown on Topographic Map)

Square Footage of: (1) Living Area 2,815 (3) Lanais 444  
(2) Garage 572 (4) Other \_\_\_\_\_ (Please Specify)

Exterior Wall Surface: Board & Batten Siding, Stucco Percent of Bldg Coverage: 27.77%

Color of: (1) Wall Dark Oak (3) Misc. Trim Cedar Butternut  
(2) Roof Grey Black blend (4) Other \_\_\_\_\_ (Please Specify)

Single-Story [ ] Two-Story Max. Building Height: 19'

Architectural Style: Contemporary Hawaiian

Roof Pitches: Hip Roof Material: Synthetic Slate


Garage (Yes/No): Yes No. Cars: 2

All Improvements Within Building Envelope? Yes Landscape Plan Attached? Under separate cover  
(If NO, explain below.)

TOTAL CONSTRUCTED VALUE: \$ 2,000,000.00

Other Description: \_\_\_\_\_

The undersigned Applicant hereby agrees to comply with all Mauna Lani Resort Design Guidelines, Standards and Restrictions and other conditions which may be required for approval of the Applicant's submittal; authorizes the Mauna Lani Resort Community Design Committee (CDC) to retain professional architectural and engineering services, at the Applicant's expense, for review of the Applicant's submittal; agrees that until final inspection and approval of the completed project has been performed by the CDC, the CDC, or its duly appointed representative, is granted the right to enter the subject property at any time without prior notification for inspection purposes; understands that approvals issued by the CDC are in no way a representation on the part of the CDC that the proposed construction or alteration is in conformance with all applicable governmental codes, restrictions or other requirements and should not be construed as a claim on the part of the CDC regarding the quality, structural integrity or soundness of the work which has been approved.

OWNER'S SIGNATURE  Date: 5/2/22

**SINGLE FAMILY HOME SUBMITTAL CHECKLIST  
AND PROCEDURAL SUMMARY**

JANUARY 2008