
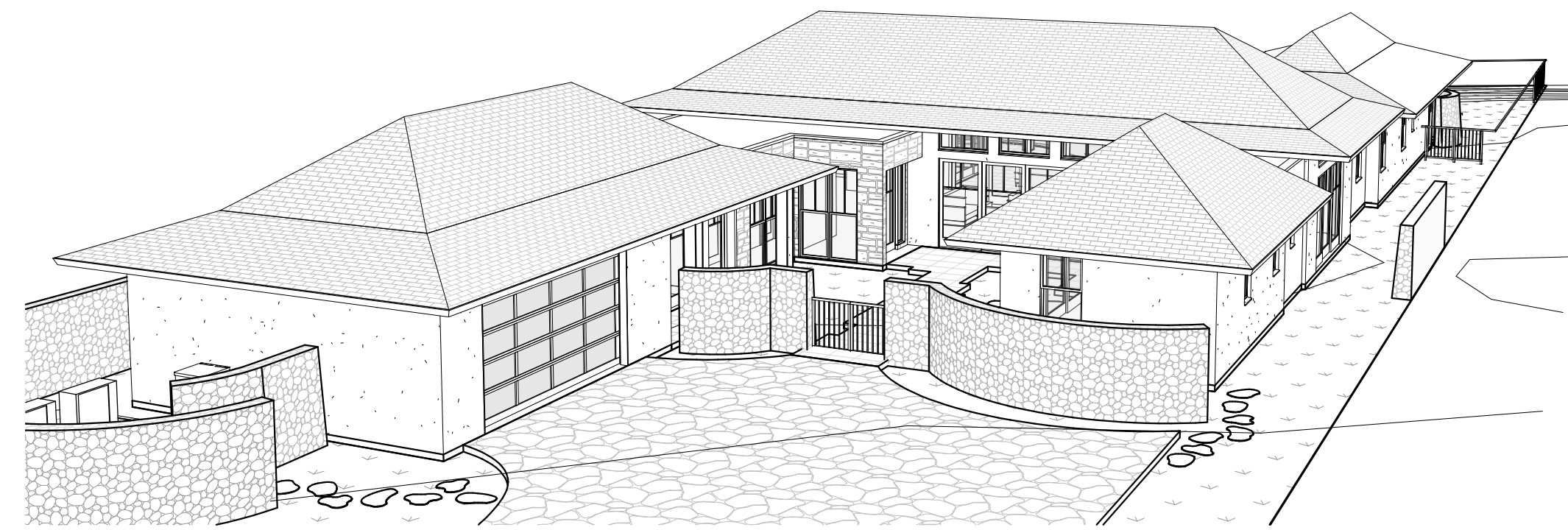


# Single Family Residence - Lot 14 Nohea - Phase 1



## Design & Construction Team

### Owner

Nohea at Mauna Lani, LLC  
16130 Ventura Blvd. Ste 510  
Encino, CA 91436  
Ph: (805) 494-7704  
Fax: (805) 494-1226

### Architect

Craig Monaghan  
4522 Lower Drive  
Lake Oswego, OR 97035  
Ph: (503) 522-9000  
E-mail: monaghan.craig@gmail.com

### Mechanical & Plumbing Engineer

Eli Waltz  
Engineering Partners  
455 E. Lanikaula St.  
Hilo, HI 96720  
Ph: (808) 933-7900  
Fax: (808) 933-3533  
E-mail: eli.waltz@epinc.pro

### Landscaping

Mark Mahaney  
Mahaney Environmental Design  
67-1275 Laikealoha St.  
Kamuela, HI 96743  
Ph: Office - (808) 895-0826  
E-mail: mahaney08@yahoo.com

### Pool / Spa

KoloheDesign, LLC  
Water Feature Design & Consultation  
P.O. Box 1174  
Rowlett, Texas 75030-1174  
Ph: Cell - (808) 620-0806  
E-mail: linkolohedesign@yahoo.com

### Electrical Engineer

Eli Waltz  
Engineering Partners  
455 E. Lanikaula St.  
Hilo, HI 96720  
Ph: (808) 933-7900  
Fax: (808) 933-3533  
E-mail: eli.waltz@epinc.pro

### Structural Engineer

Chris Wilson  
GFDS Engineers  
65-1291 Kawaihae Road, Suite 102B  
Kamuela, HI 96743  
Ph: Office - (808) 887-6250  
E-mail: cwilson@gfdseng.com

### Civil Engineer

Yen Wen Fang  
Engineering Partners  
455 E. Lanikaula St.  
Hilo, HI 96720  
Ph: (808) 933-7900  
Fax: (808) 933-3533  
E-mail: yenwen.fang@epinc.pro

### Surveyor

Tom Pattison  
Pattison Land Surveying, Inc.  
68-1125 North Kaniku Drive Unit 906  
Kamuela, HI 96743  
Ph: (808) 327-9439

## Drawing Index

### ARCHITECTURAL

A1.0 COVER SHEET  
A1.1 SURVEY  
A1.2 CONTEXT SITE PLAN  
A1.3 SITE PLAN  
A2.1 FLOOR PLAN  
A2.4 REFLECTED CEILING PLAN  
A2.5 ROOF PLAN  
A3.0 EXTERIOR ELEVATIONS  
A3.1 EXTERIOR ELEVATIONS  
A4.0 LONGITUDINAL SITE SECTIONS  
A4.1 BUILDING SECTIONS  
A5.0 WALL SECTIONS / DETAILS  
A6.1 DOOR TYPES, DOOR DETAILS  
A6.2 WINDOW TYPES AND DETAILS  
A8.0 3D VIEWS

## Area Map



## Vicinity Map



JURISDICTION: HAWAII COUNTY, HAWAII  
CODE: 2018 IBC WITH AMENDMENTS, 2018 IECC  
OCCUPANCY: R-3  
CONSTRUCTION TYPE: V-B  
SEISMIC ZONE: CATEGORY 'E'  
WIND LOADS: BASIC WIND SPEED 105 MPH  
EXPOSURE 'C'  
EFFECTIVE WIND SPEED 100 MPH

NAME	AREA
CONDITIONED AREA	3,803 SF
COVERED LANAI	89 SF
COVERED LANAI	203 SF
COVERED LANAI	117 SF
GARAGE	591 SF
TOTAL:	4,802 SF

ZONE: 4  
FIRE SPRINKLERS: NONE  
ENERGY CODE COMPLIANCE FACTORS: WALLS R-19, CEILINGS R-30, FENESTRATION U .4  
(SOLAR WATER HEATING UNDER SEPARATE PERMIT)  
MECHANICAL, ELECTRICAL AND PLUMBING UNDER SEPARATE PERMIT

## Abbreviations

AB: Anchor Bolt	BLKG: Blocking	DIA: Diameter	GL: Glass	JST: Joist	MM: Millimeter	RR: Railroad	PLYWD: Plywood	T&G: Tongue & Groove
ABV: Above	BM: Beam	DN: Down	GND: Ground	JT: Joint	MT: Mount	S: South	PSI: Pounds Per Square Inch	TAN: Tangent
AC: Air Conditioning	BSMT: Basement	DTL: Detail	GPM: Gallons Per Minute	KIT: Kitchen	MTD: Mounted	SAN: Sanitary	PVC: Polyvinyl Chloride	TB: Towel Bar
ACC: Access	BW: Both Ways	DWG: Drawing	GYP BD: Gypsum Board	KW: Kiowatt	MULL: Mullion	SCH: Schedule	PWR: Power	TD: Trench Drain
ACoust: Acoustical	CAB: Cabinet	DS: Downspout	HB: Hose Bib	LAT: Lateral	NIC: Not in Contract	SEL: Select	Qual: Quality	TEL: Telephone
ACT: Acoustical Tile	CIP: Cast in Place	EA: Each	HORIZ: Horizontal	LAV: Lavatory	NO: Number	SF: Square Foot	QTY: Quantity	THK: Thick
ADDL: Additional	CJ: Control Joint	EB: Expansion Bolt	HR: Hour	LB: Pound	NOM: Nominal	SHT: Sheet	RAD: Radius	TV: Television
AFF: Above Finished Floor	CL: Center Line	EJ: Expansion Joint	HWY: Highway	LTG: Lighting	NTS: Not To Scale	SIM: Similar	RD: Roof Drain	UON: Unless Otherwise Noted
ALUM: Aluminum	CLG: Ceiling	ELEC: Electrical	HYD: Hydraulic	MAINT: Maintenance	OC: On Center	SPEC: Specification	REBAR: Reinforcing Bar	UT: Utility
APPROX: Approximate	CLR: Clear	EQ: Equal	ID: Inside Diameter	MAX: Maximum	OD: Outside Diameter	SS: Stainless Steel	REF: Refrigerator	V: Volt
AVG: Average	COL: Column	EQUIP: Equipment	IN: Inch	MET: Metal	OH: Overhead	STD: Standard	REINF: Reinforcement	VT: Vinyl Tile
BDY: Boundary	CMC: Concrete	EW: Each Way	INFO: Information	MEZZ: Mezzanine	OHD: Overhead Door	STL: Steel	REQ: Require	W/O: Without
BDRM: Bedroom	CPT: Carpet	EXIST: Existing	INSUL: Insulation	MFG: Manufacturer	OPNG: Opening	STOR: Storage	RH: Right Hand	WD: Wood
BEL: Below	DBL: Double	FD: Floor Drain	INT: Interior	MH: Manhole	OPP: Opposite	STRUCT: Structural	RM: Room	WDW: Window
BET: Between	DEMO: Demolition	FF: Finished Floor	J-BOX: Junction Box	MIN: Minimum	OR: Outside Radius	SUR: Surface	RO: Rough Opening	WF: Wide Flange
BLK: Block	DIAG: Diagonal	FIN: Finished	JAN: Janitor	MISC: Miscellaneous	P. LAM: Plastic Laminate	SYS: System	ROW: Right of Way	WH: Water Heater
		FIXT: Fixture						



THIS WORK WAS PREPARED BY ME OR UNDER MY SUPERVISION. CONSTRUCTION OF THIS PROJECT WILL BE UNDER MY OBSERVATION.

SIGNATURE

EXPIRATION 4/30/22

GENERAL CONTRACTOR:

DATE

03/08/22

REVISIONS

NO. DESCRIPTION

1. FINAL DR SET

**SINGLE FAMILY RESIDENCE**  
**LOT 14 NOHEA, PHASE 1**  
**TMK: 3-6-8-043:014**  
NOHEA AT MAUNA LANI, LLC  
16130 VENTURA BLVD, STE 510  
ENCINO, CA 91436 2538  
PH: (805) 494-7704, FAX: (805) 494-1226

CRAIG MONAGHAN, ARCHITECT  
4522 LOWER DR. LAKE OSWEGO, OR 97035  
PH: 503-522-9000  
monaghan.craig@gmail.com

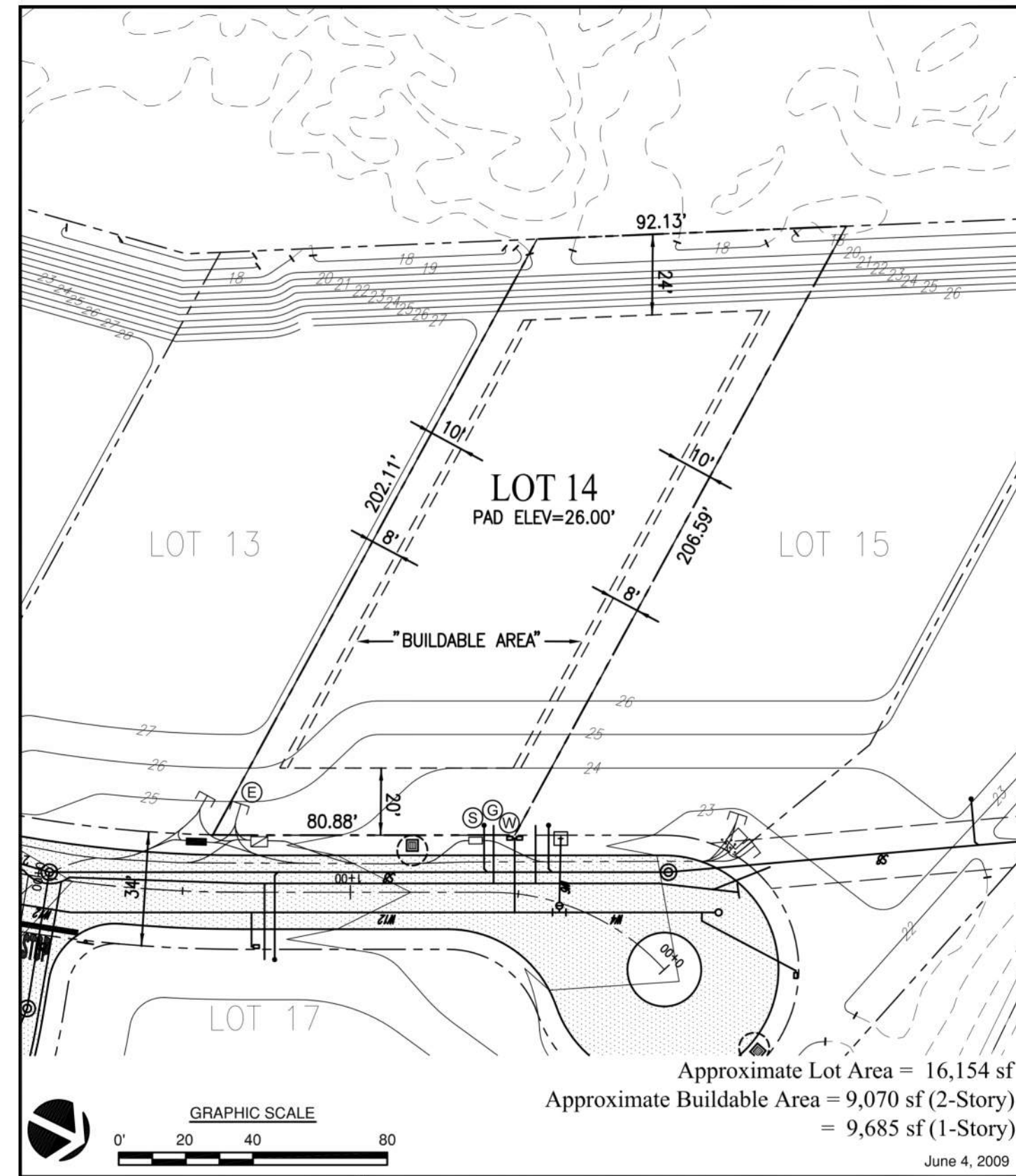
DATE 03/08/22

SCALE

SHEET COVER SHEET

SHEET

A1.0



**PHASE I  
LOT 14  
PLOT PLAN**

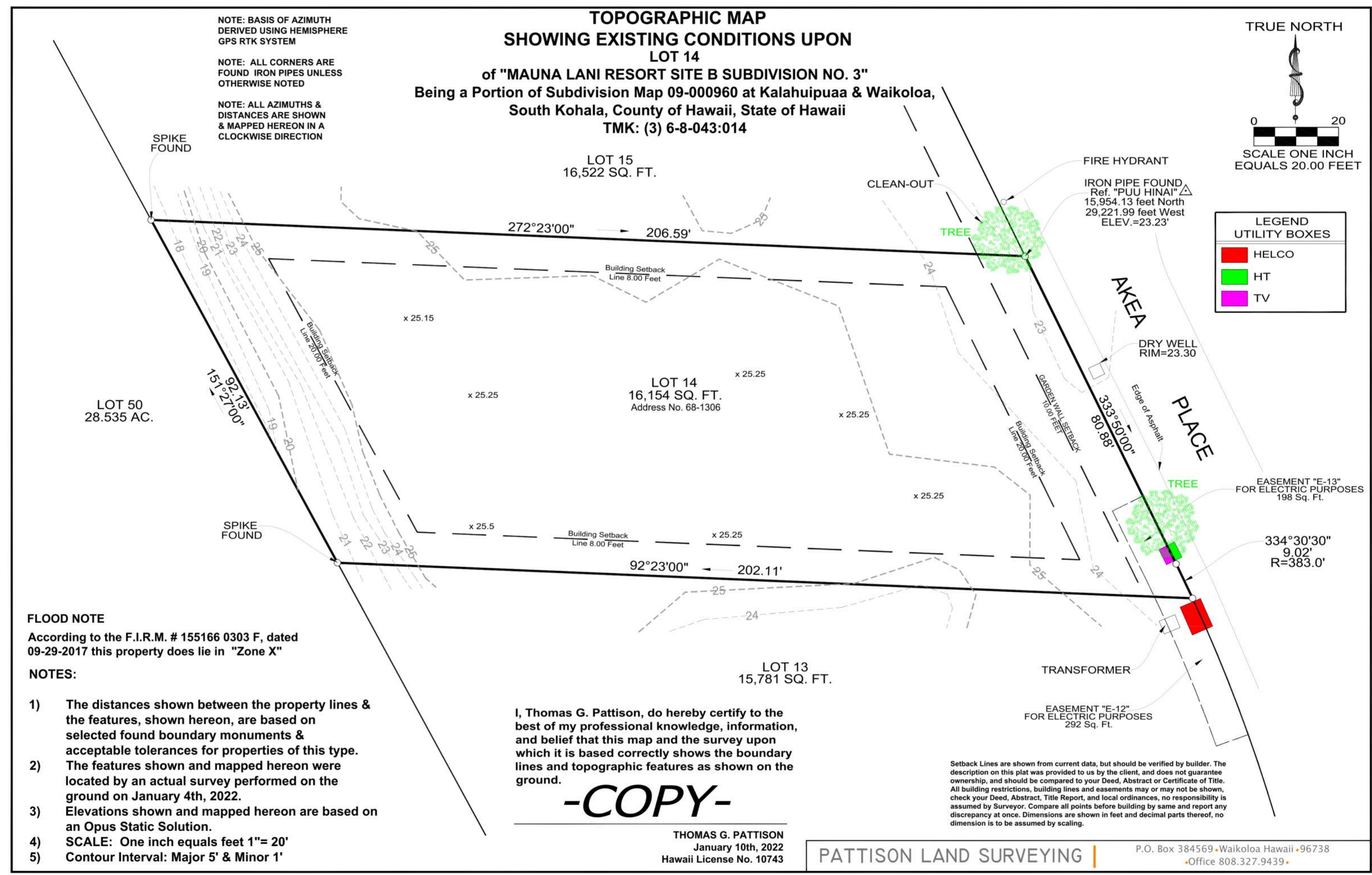
**NOHEA at  
Mauna Lani**

Approximate Lot Area = 16,154 sf  
Approximate Buildable Area = 9,070 sf (2-Story)  
= 9,685 sf (1-Story)  
June 4, 2009

Legend	
--- Property Line	⊖ Easement (Approx. Location)
- - - Building Setback Line	⊕ Fire Hydrant
Typical Setbacks:	⊗ Water Connection
20' Front Yard	⊙ Sewer Connection
20' Rear Yard (Unless Otherwise Noted On Plan)	⊕ Electrical, Telephone, and CATV Connections
10' First Floor Side Yard (2-Story)	⊕ Gas Connection
8' Side Yard (1-Story)	⊕ Street Light
- - - Existing Contours	⊕ Transformer, Utility Box
- - - Finish Contours	⊕ Drain Inlet
⊕ Transformer, Utility Box	
⊕ Drain Inlet	

**Notes:**

- This plot plan is for informational purposes only and does not constitute any commitment, representation, or warranty with respect to the foregoing items, and is not intended to represent the as-built conditions.
- The lot buyer shall be responsible for verifying all topography, soil conditions, drainage, fill conditions, street furniture, and utilities, including sewer and water locations, in the field.
- The developer does hereby disclaim, and lot buyer hereby acknowledges, that no representation, expressed or implied, has been made with respect to existing or future view planes.



GENERAL CONTRACTOR:

REVISIONS	NO.	DESCRIPTION	DATE
	1	FINAL DR SET	03/08/22

**SINGLE FAMILY RESIDENCE  
LOT 14 NOHEA, PHASE 1  
TMK: 3-6-8-043:014**  
NOHEA AT MAUNA LANI, LLC  
101 HODENCAMP RD. SUITE 200  
THOUSAND OAKS, CA 91360  
PH: 805-494-7704 FAX: 805-494-1226

CRAIG MONAGHAN, ARCHITECT  
4522 LOWER DR. LAKE OSWEGO, OR 97035  
PH: 503-522-9000  
monaghan.craig@gmail.com

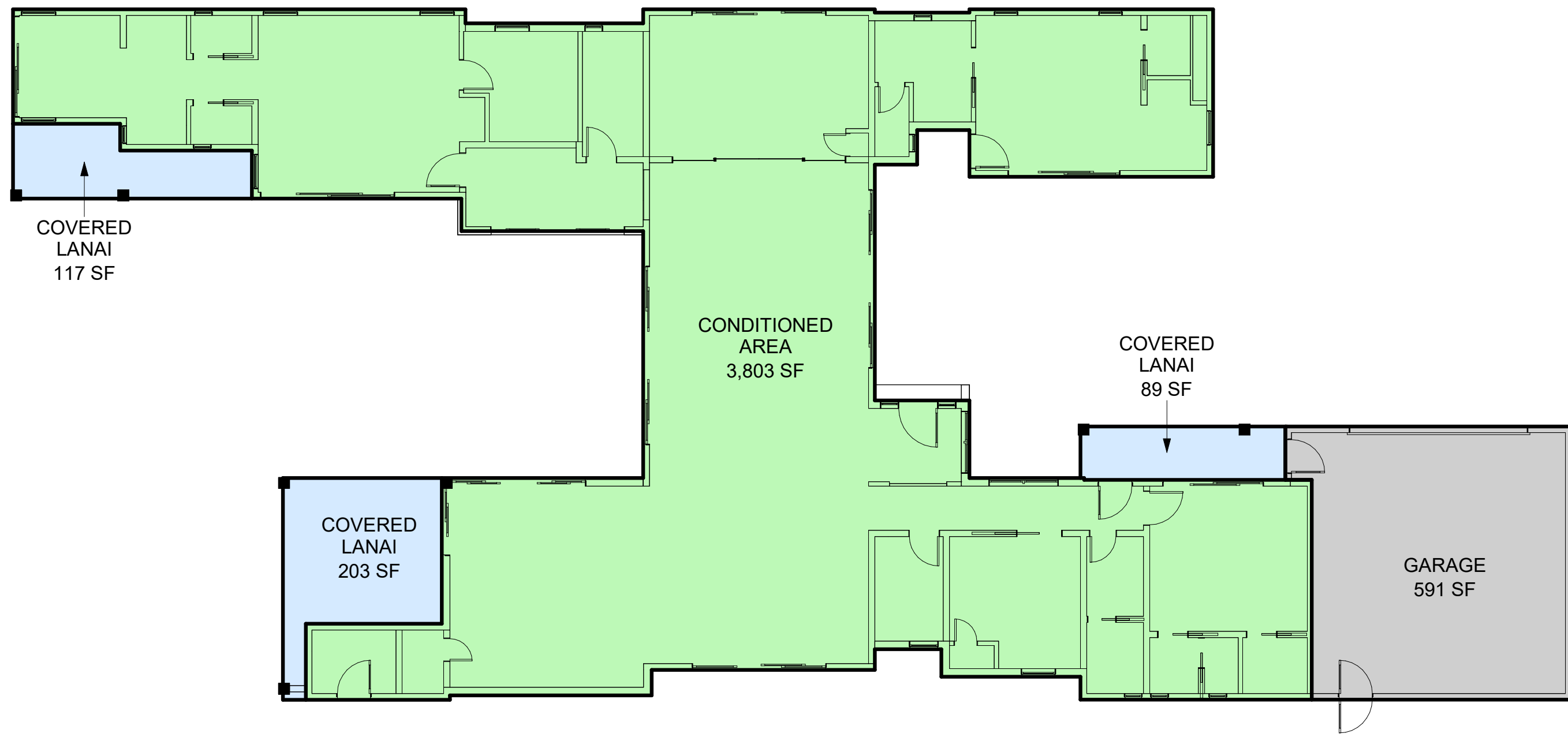
DATE 03/08/22

SCALE

SHEET SURVEY

SHEET A1.1

NO.	NOTE
1	CONDENSER.
2	POOL HEATER.
3	ELECTRICAL GEAR.
4	GAS METER.
5	10' x 14' TUUCI UMBRELLA SHADE STRUCTURE W/COLUMN.
6	POOL EQUIPMENT VAULT ACCESS HATCH.
7	6'-0" HIGH FROM FINISH GRADE A'A LAVA ROCK WALL SCREENS SHOWER GARDEN.
8	3" BRONZE DRAIN BODY, TIE TO STORM.
9	6" DIAMETER RAIN HEAD W/ COPPER PIPE.
10	EXISTING TREE - SEE SURVEY.
11	EDGE OF ASPHALT.
12	4" HIGH SQUARE TUBE W/ SQUARE PICKETS @ 4" O.C. BAKED ENAMEL FENCE AND SELF CLOSING, SELF LATCHING GATE BY MAJESTIC FENCE COMPANY SCREENS POOL AREA.
13	6" HIGH SQUARE TUBE W/ SQUARE PICKETS @ 4" O.C. BAKED ENAMEL FENCE.
14	STEPPING STONES.
15	SOLAR WATER HEATER UNDER SEPARATE PERMIT.
16	6'-0" HIGH FROM FINISH GRADE A'A LAVA ROCK WALL SCREENS FRONT OF RESIDENCE.
17	6'-0" HIGH FROM FINISH GRADE A'A LAVA ROCK WALL SCREENS TRASH AND RECYCLE AREA.
18	DRY WELL RIM=23.30.
19	TV.
20	HT HAWAII TELECOM
21	HELCO.
22	TRANSFORMER.
23	EASEMENT "E-12" FOR ELECTRICAL PURPOSES.



**GROSS AREAS CALCULATED**

- CONDITIONED AREA
- COVERED LANAI
- GARAGE

**GROSS AREA TOTALS**

NAME	AREA
CONDITIONED AREA	3,803 SF
COVERED LANAI	89 SF
COVERED LANAI	203 SF
COVERED LANAI	117 SF
GARAGE	591 SF
TOTAL:	4,802 SF

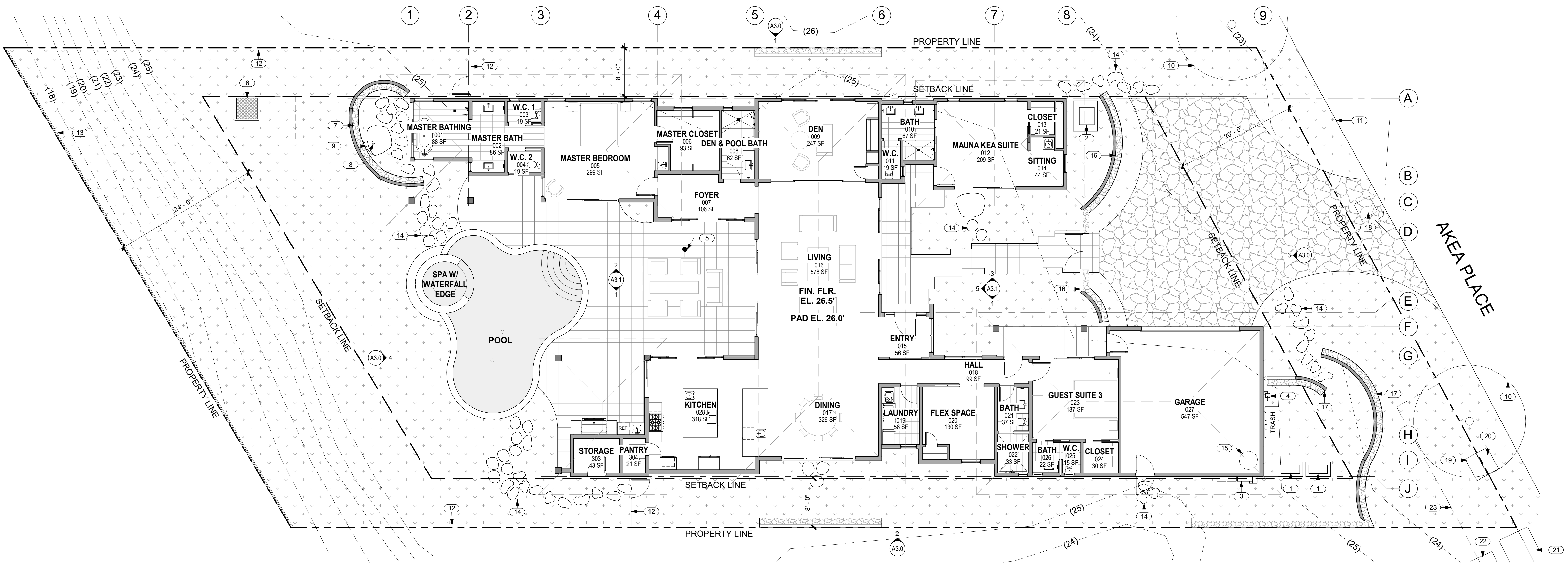
**ROOM AREAS CALCULATED TO INTERIOR F.O. FINISH**

NO.	NAME	AREA
001	MASTER BATHING	88 SF
002	MASTER BATH	86 SF
003	W.C. 1	19 SF
004	W.C. 2	19 SF
005	MASTER BEDROOM	299 SF
006	MASTER CLOSET	93 SF
007	FOYER	106 SF
008	DEN & POOL BATH	62 SF
009	DEN	247 SF
010	BATH	67 SF
011	W.C.	19 SF
012	MAUNA KEA SUITE	209 SF
013	CLOSET	21 SF
014	SITTING	44 SF
015	ENTRY	56 SF
016	LIVING	578 SF
017	DINING	326 SF
018	HALL	99 SF
019	LAUNDRY	58 SF
020	FLEX SPACE	130 SF
021	BATH	37 SF
022	SHOWER	33 SF
023	GUEST SUITE 3	187 SF
024	CLOSET	30 SF
025	W.C.	15 SF
026	BATH	22 SF
027	GARAGE	547 SF
028	KITCHEN	318 SF

**ROOM AREAS CALCULATED TO INTERIOR F.O. FINISH**

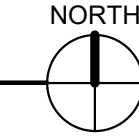
NO.	NAME	AREA
100	GREAT ROOM	0 SF
101	ENTRY	0 SF
102	PANTRY	0 SF
103	HALL	0 SF
104	LAUNDRY	0 SF
105	KITCHEN	0 SF
106	FLEX/MEDIA	0 SF
107	VESTIBULE	0 SF
108	HALL	0 SF
109	CLOSET	0 SF
110	GUEST SUITE 1	0 SF
111	BATH 1	0 SF
112	CLOSET	0 SF
113	GUEST SUITE 2	0 SF
114	BATH 2	0 SF
115	CLOSET	0 SF
116	GUEST SUITE 3	0 SF
117	BATH 3	0 SF
118	CLOSET	0 SF
119	MASTER BEDROOM	0 SF
120	MASTER CLOSET	0 SF
121	MASTER BATH	0 SF
122	W.C.	0 SF
123	LINEN	0 SF
124	TUB/SHOWER	0 SF
125	GARAGE	0 SF
TOTAL:		3,815 SF

**2 AREA CALCULATIONS**  
A1.3 SCALE: 1" = 10'-0"



**COVERAGE CALCULATION**  
3,803 S.F. ENCLOSED LIVING AREA, 409 S.F. COVERED LANAIS, 591 S.F. GARAGE  
SITE AREA: 16,154 S.F.  
COVERAGE: (3,803+409+591)/16,154 = 29.73%

**1 SITE PLAN** 68-1306 AKEA PLACE, KAMUELA, HI 96743  
A1.3 SCALE: 1/8" = 1'-0"



THIS WORK WAS PREPARED BY ME OR UNDER MY SUPERVISION. CONSTRUCTION OF THIS PROJECT WILL BE UNDER MY OBSERVATION.

SIGNATURE \_\_\_\_\_  
EXPIRATION 4/30/22

GENERAL CONTRACTOR:

REVISIONS NO.	DESCRIPTION	DATE
1	FINAL DR SET	03/08/22

**SINGLE FAMILY RESIDENCE**  
**LOT 14 NOHEA, PHASE 1**  
TMK: 3-6-8-043:014  
NOHEA AT MAUNA LANI, LLC  
16130 VENTURA BLVD, STE 510  
ENCINO, CA 91436 2538  
PH: (805) 494-7704, FAX: (805) 494-1226

CRAIG MONAGHAN, ARCHITECT  
4522 LOWER DR. LAKE OSWEGO, OR 97035  
PH: 503-522-9000  
monaghan.craig@gmail.com

DATE 03/08/22

SCALE As indicated

SHEET SITE PLAN

SHEET

**A1.3**



THIS WORK WAS PREPARED BY ME OR UNDER MY SUPERVISION. CONSTRUCTION OF THIS PROJECT WILL BE UNDER MY OBSERVATION.

SIGNATURE  
EXPIRATION 4/30/22

GENERAL CONTRACTOR:

REVISIONS NO.	DESCRIPTION	DATE
1	FINAL DR SET	03/08/22

**SINGLE FAMILY RESIDENCE**  
**LOT 14 NOHEA, PHASE 1**  
 TMK: 3-6-8-043:014  
 NOHEA AT MAUNA LANI, LLC  
 16130 VENTURA BLVD, STE 510  
 ENCINO, CA 91436 2538  
 PH: (805) 494-7704, FAX: (805) 494-1226

CRAIG MONAGHAN, ARCHITECT  
 4522 LOWER DR. LAKE OSWEGO, OR 97035  
 PH: 503-522-9000  
 monaghan.craig@gmail.com

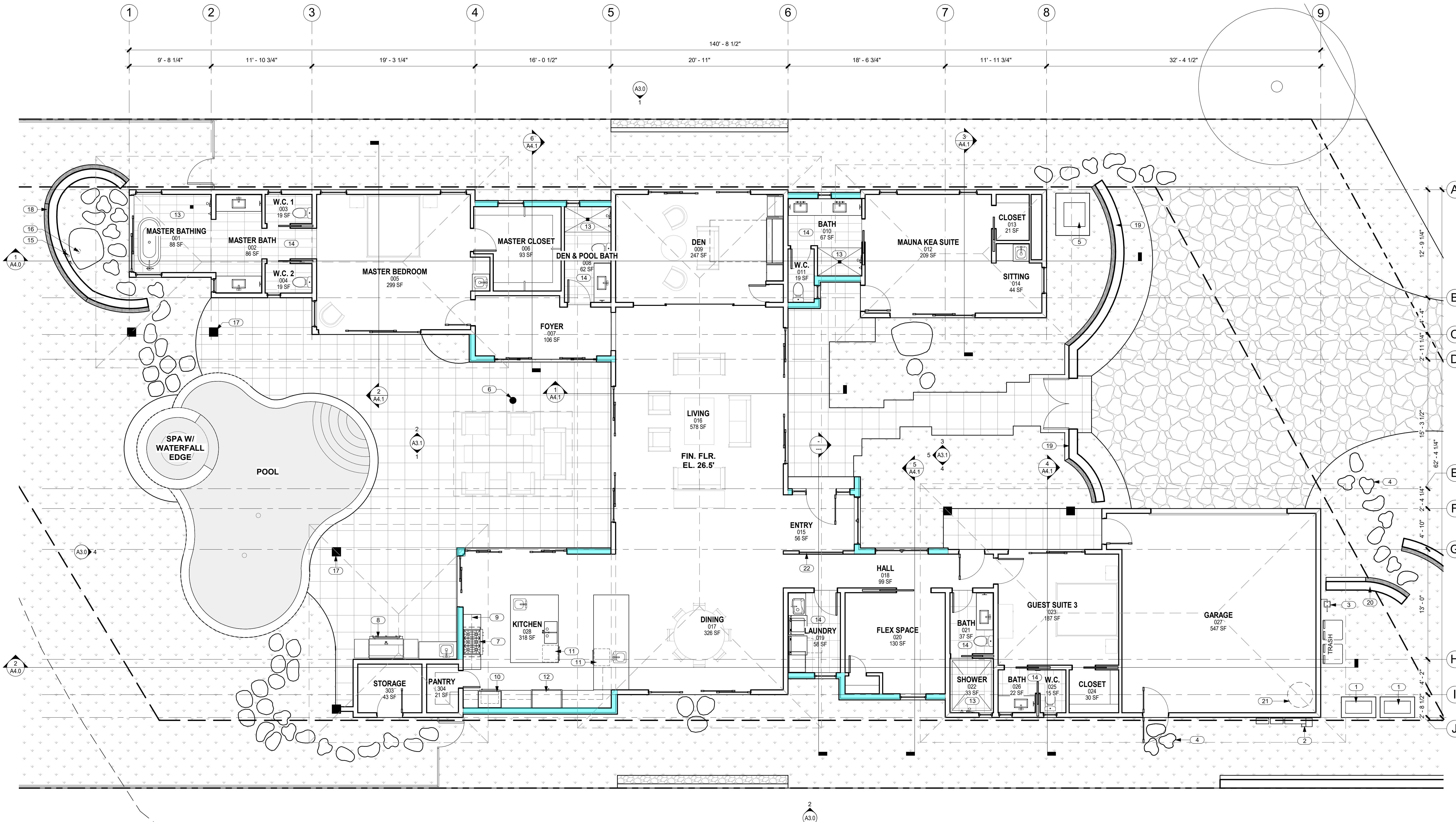
DATE 03/04/22

SCALE As indicated

SHEET FLOOR PLAN

SHEET

A2.1



**1 FLOOR PLAN**  
 A2.1 SCALE: 3/16" = 1'-0"

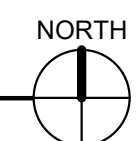

NO.	NOTE
1	CONDENSER.
2	ELECTRICAL GEAR.
3	GAS METER.
4	STEPPING STONES.
5	POOL HEATER.
6	10' x 14' TUUCI UMBRELLA SHADE STRUCTURE W/COLUMN.
7	GAS RANGETOP.
8	GAS BBQ.
9	UPPER CABINETS ABOVE.
10	OVEN AND MICROWAVE.
11	DISHWASHER.

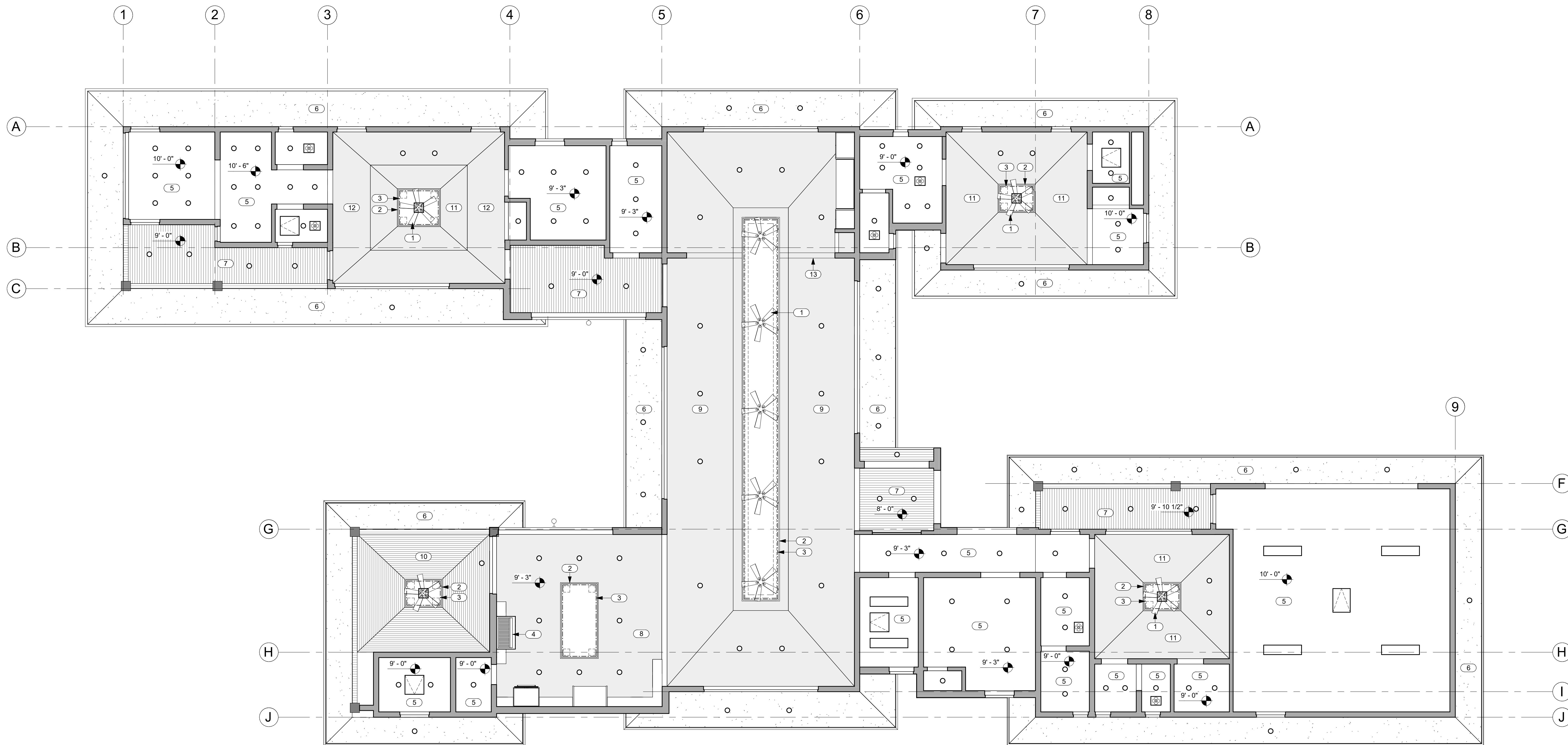
NO.	NOTE
12	REFRIGERATOR.
13	TILE FLOOR AND WALLS.
14	TILE FLOOR AND BASE.
15	6" DIAMETER RAIN HEAD W/ COPPER PIPE.
16	3" BRONZE DRAIN BODY, TIE TO STORM.
17	SAND FINISH STUCCO W/ INTEGRAL COLOR @ EXTERIOR COLUMNS.
18	6'-0" HIGH FROM FINISH GRADE A/A' LAVA ROCK WALL SCREENS SHOWER GARDEN.
19	6'-0" HIGH FROM FINISH GRADE A/A' LAVA ROCK WALL SCREENS FRONT OF RESIDENCE.
20	6'-0" HIGH FROM FINISH GRADE A/A' LAVA ROCK WALL SCREENS TRASH AND RECYCLE AREA.
21	SOLAR WATER HEATER UNDER SEPARATE PERMIT.
22	OPEN FRETWORK PANEL.

GENERAL NOTES

1. GRIDLINES REPRESENT F.O. CONC. SLAB AND EXTERIOR F.O. SHEATHING @ WALLS

EXTERIOR WALL MATERIAL LEGEND





**1 REFLECTED CEILING PLAN**  
 A2.4 SCALE: 3/16" = 1'-0"

**GENERAL NOTES**


1. SEE ELECTRICAL FOR LIGHT FIXTURES AND SMOKE DETECTORS.
2. SEE MECHANICAL FOR GRILLES AND ACCESS PANELS.

**KEYNOTES**

NO.	NOTE
1	CEILING FAN.
2	FRETWORK PANEL.
3	LED ABOVE FRETWORK PANEL.
4	RANGE HOOD.
5	5/8" GYP. BD. CEILING.
6	EAVES: 3/8" STUCCO ON 5/8" DENSGLOSS TYP.
7	1 X 6 T&G CEDAR W/ CLEAR FINISH TYP.
8	5/8" GYP. BD. CEILING W/ GRASS CLOTH AND STAINED WOOD TRIM.
9	5/8" GYP. BD. VAULTED CEILING W/ GRASS CLOTH AND STAINED WOOD TRIM 6/12 SLOPE.
10	1 X 4 T&G CEDAR W/ CLEAR FINISH TYP.
11	5/8" GYP. BD. VAULTED CEILING W/ GRASS CLOTH AND STAINED WOOD TRIM 8/12 SLOPE.
12	5/8" GYP. BD. VAULTED CEILING W/ GRASS CLOTH AND STAINED WOOD TRIM 3/12 SLOPE.
13	BEAM W/FRETWORK PANEL BELOW.

**LEGEND**

- RETURN REGISTER
- SUPPLY DIFFUSER
- EXHAUST FAN
- RECESSED DOWNLIGHT
- 1 x 4 SURFACE MOUNT
- LED LIGHTING SEE KEYNOTES FOR LOCATIONS
- CEILING FAN
- ACCESS PANELS. COORDINATE W/ MECHANICAL. SEE 6 A6.0 TYP.
- SMOKE DETECTOR
- WALL MOUNTED SCONCE



**2 TYP. FRETWORK PANEL**  
 A2.4 SCALE: 1" = 1'-0"



THIS WORK WAS PREPARED BY ME OR UNDER MY SUPERVISION. CONSTRUCTION OF THIS PROJECT WILL BE UNDER MY OBSERVATION.

SIGNATURE  
 EXPIRATION 4/30/22

GENERAL CONTRACTOR:

REVISIONS NO.	DESCRIPTION	DATE
1	FINAL DR SET	03/08/22

**SINGLE FAMILY RESIDENCE**  
**LOT 14 NOHEA, PHASE 1**  
 TMK: 3-6-8-043:014  
 NOHEA AT MAUNA LANI, LLC  
 16130 VENTURA BLVD. STE 510  
 ENCINO, CA 91436 2538  
 PH: (805) 494-7704, FAX: (805) 494-1226

CRAIG MONAGHAN, ARCHITECT  
 4522 LOWER DR. LAKE OSWEGO, OR 97035  
 PH: 503-522-9000  
 monaghan.craig@gmail.com

DATE 03/08/22

SCALE As indicated

SHEET  
**REFLECTED CEILING PLAN**

SHEET  
**A2.4**



THIS WORK WAS PREPARED BY ME OR UNDER MY SUPERVISION. CONSTRUCTION OF THIS PROJECT WILL BE UNDER MY OBSERVATION.

SIGNATURE  
EXPIRATION 4/30/22

GENERAL CONTRACTOR:

REVISIONS NO.	DESCRIPTION	DATE
1	FINAL DR SET	03/08/22

**SINGLE FAMILY RESIDENCE**  
**LOT 14 NOHEA, PHASE 1**  
 TMK: 3-6-8-043:014  
 NOHEA AT MAUNA LANI, LLC  
 16130 VENTURA BLVD, STE 510  
 ENCINO, CA 91436 2538  
 PH: (805) 494-7704, FAX: (805) 494-1226

CRAIG MONAGHAN, ARCHITECT  
 4522 LOWER DR. LAKE OSWEGO, OR 97035  
 PH: 503-522-9000  
 monaghan.craig@gmail.com

DATE 03/08/22

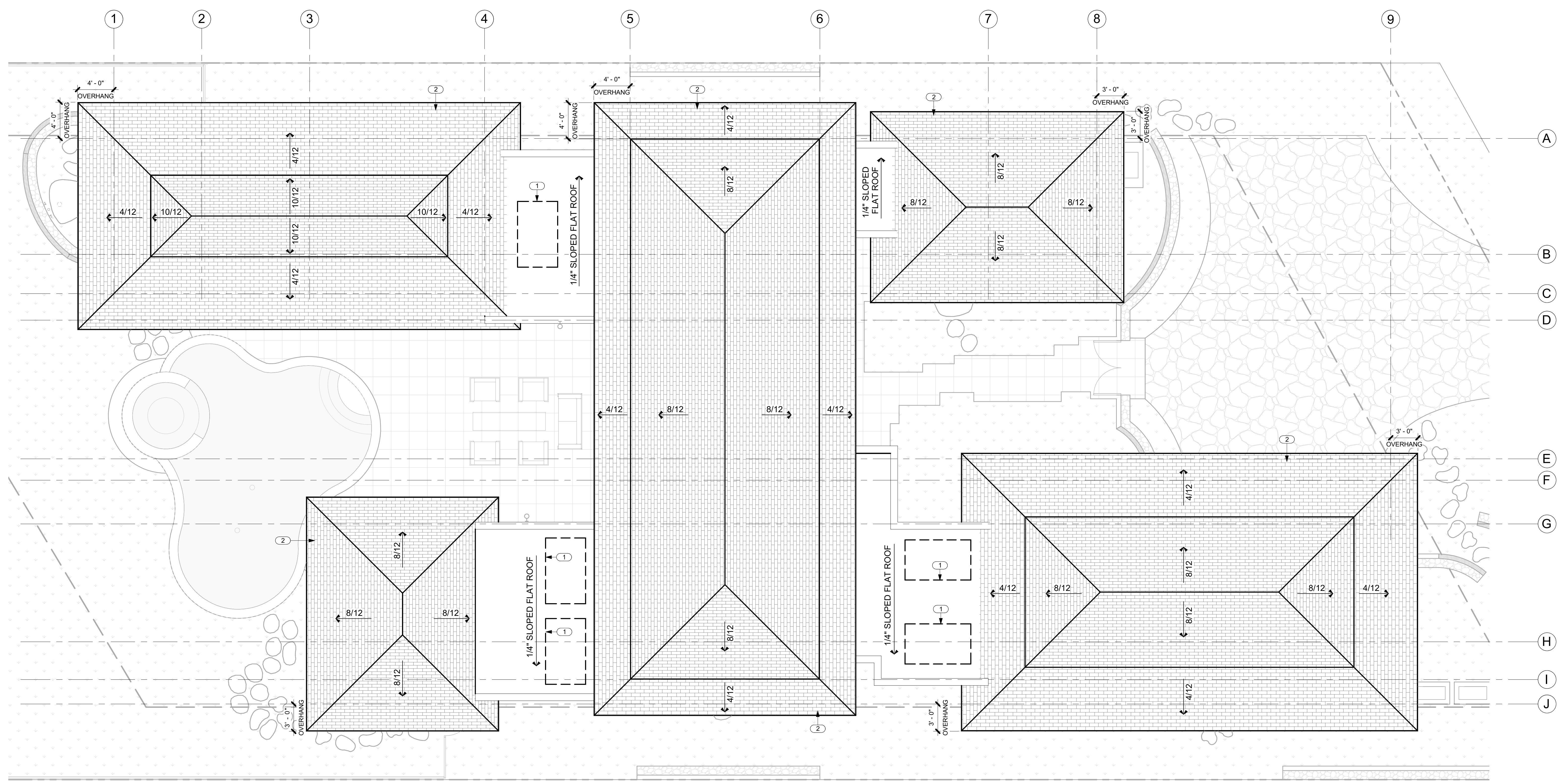
SCALE 3/16" = 1'-0"

SHEET

**ROOF PLAN**

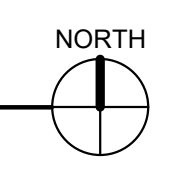
SHEET

**A2.5**



**1** ROOF PLAN  
 A2.5 SCALE: 3/16" = 1'-0"

KEYNOTES	
NO.	NOTE
1	SOLAR WATER HEATING PANELS UNDER SEPARATE PERMIT.
2	SYNTHETIC POLYMER SHINGLE "SLATE" BY INSPIRE.





THIS WORK WAS PREPARED BY ME OR UNDER MY SUPERVISION. CONSTRUCTION OF THIS PROJECT WILL BE UNDER MY OBSERVATION.

SIGNATURE  
EXPIRATION 4/30/22

GENERAL CONTRACTOR:

REVISIONS NO.	DESCRIPTION	DATE
1	FINAL DR SET	03/08/22

**SINGLE FAMILY RESIDENCE**  
**LOT 14 NOHEA, PHASE 1**  
TMK: 3-6-8-043:014  
NOHEA AT MAUNA LANI, LLC  
16130 VENTURA BLVD, STE 510  
ENCINO, CA 91436 2538  
PH: (805) 494-7704, FAX: (805) 494-1226

CRAIG MONAGHAN, ARCHITECT  
4522 LOWER DR. LAKE OSWEGO, OR 97035  
PH: 503-522-9000  
monaghan.craig@gmail.com

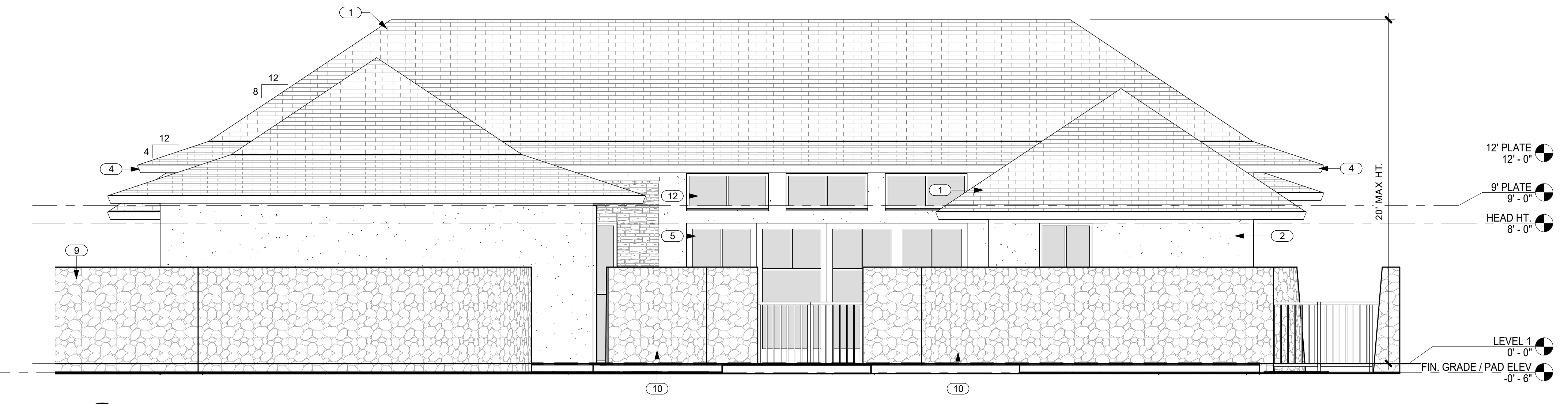
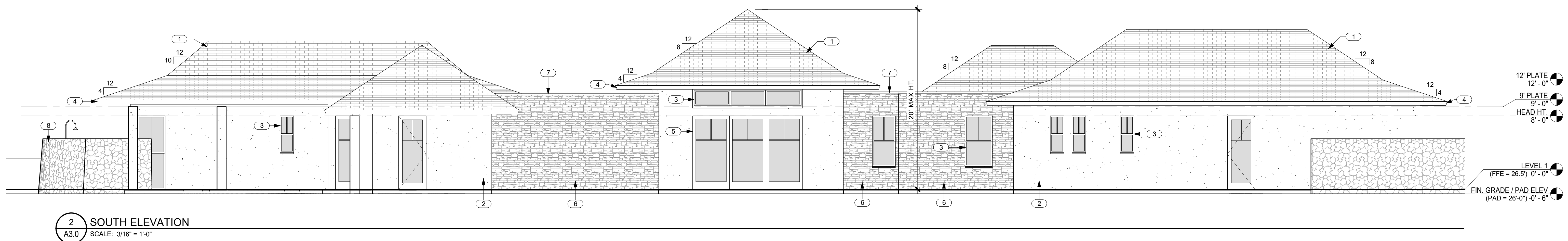
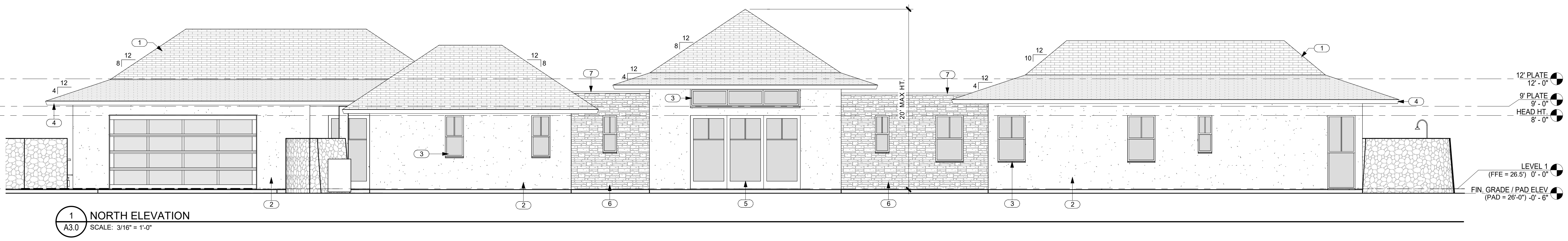
DATE 03/08/22

SCALE As indicated

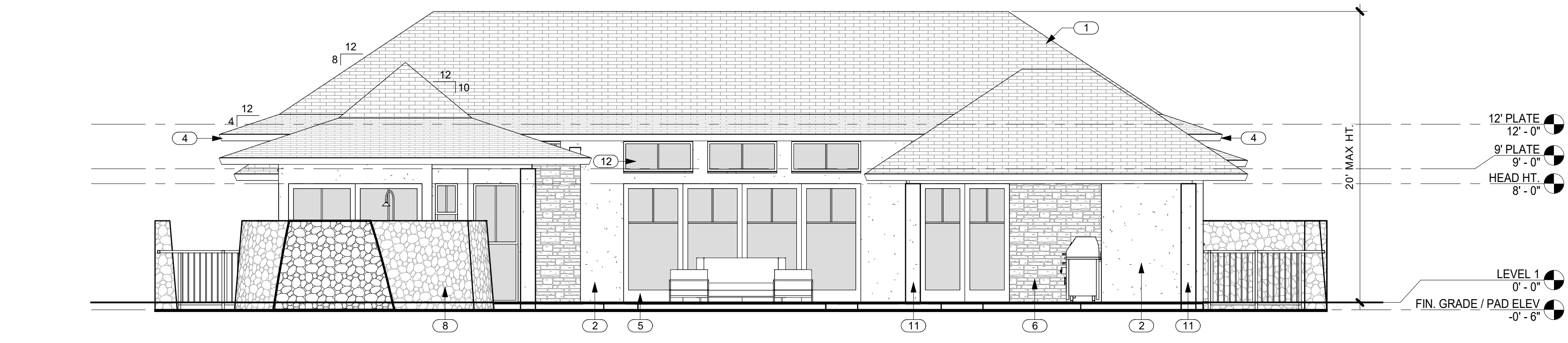
SHEET  
**EXTERIOR ELEVATIONS**

SHEET

**A3.0**



NO.	NOTE
1	SYNTHETIC POLYMER SHINGLE "SLATE" BY INSPIRE.
2	SAND FINSH STUCCO W/ INTEGRAL COLOR.
3	ANODIZED ALUMINUM DOUBLE GLAZED WINDOWS.
4	1 X T.K. W.R. CEDAR FASCIA W/ SEMI TRANSPARENT STAIN TYP.
5	ANODIZED ALUMINUM SINGLE GLAZED SLIDING DOORS.
6	STONE CLADDING: 2" THICK FIELDSTONE, WET SET OVER MESH AND VAPOR BARRIER.
7	FLAT ROOF BEYOND WITH BAKED ENAMEL COPING.
8	6'-0" HIGH FROM FINISH GRADE A/A LAVA ROCK WALL SCREENS SHOWER GARDEN.
9	6'-0" HIGH FROM FINISH GRADE A/A LAVA ROCK WALL SCREENS TRASH AND RECYCLE AREA.
10	6'-0" HIGH FROM FINISH GRADE A/A LAVA ROCK WALL SCREENS FRONT OF RESIDENCE.
11	SAND FINSH STUCCO W/ INTEGRAL COLOR @ EXTERIOR COLUMNS.
12	ANODIZED ALUMINUM DOUBLE GLAZED SLIDER WINDOWS.





THIS WORK WAS PREPARED BY ME OR UNDER MY SUPERVISION. CONSTRUCTION OF THIS PROJECT WILL BE UNDER MY OBSERVATION.

SIGNATURE  
EXPIRATION 4/30/22

GENERAL CONTRACTOR:

REVISIONS	NO.	DESCRIPTION	DATE
1	FINAL DR SET		03/08/22

**SINGLE FAMILY RESIDENCE**  
**LOT 14 NOHEA, PHASE 1**  
**TMK: 3-6-8-043:014**  
 NOHEA AT MAUNA LANI, LLC  
 16130 VENTURA BLVD, STE 510  
 ENCINO, CA 91436 2538  
 PH: (805) 494-7704, FAX: (805) 494-1226

**CRAIG MONAGHAN, ARCHITECT**  
 4522 LOWER DR. LAKE OSWEGO, OR 97035  
 PH: 503-522-9000  
 monaghan.craig@gmail.com

DATE 03/08/22

SCALE 3/16" = 1'-0"

SHEET  
**EXTERIOR ELEVATIONS**

SHEET

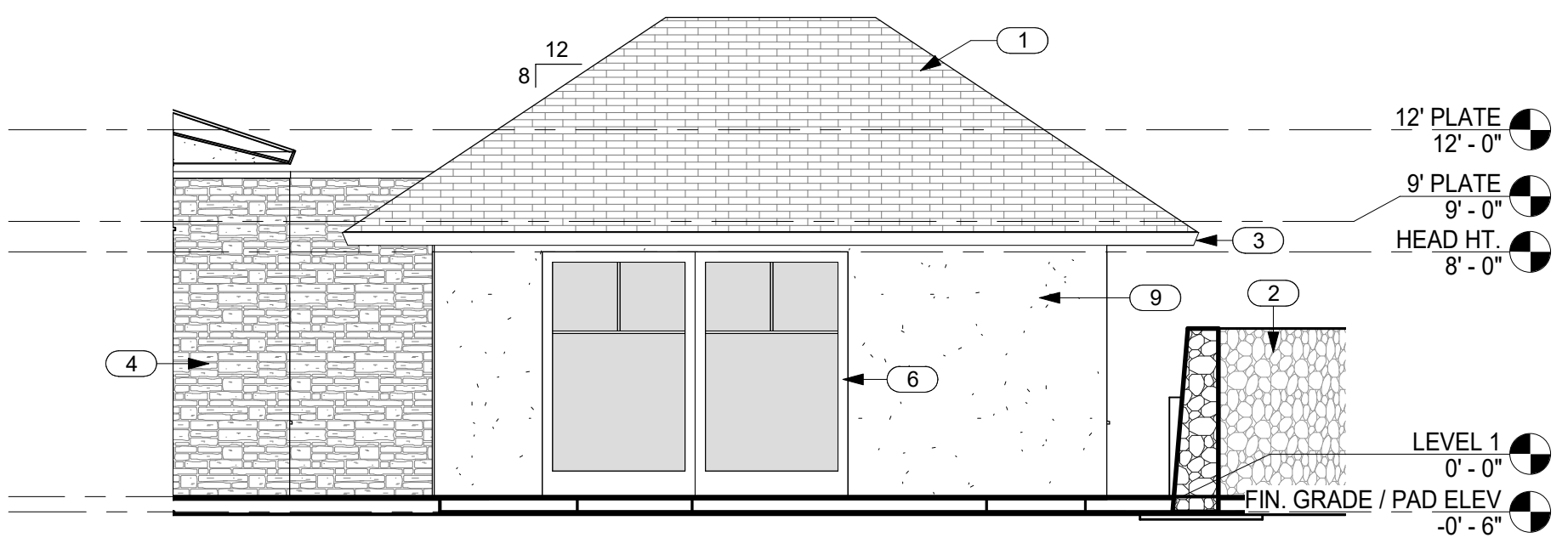
**A3.1**



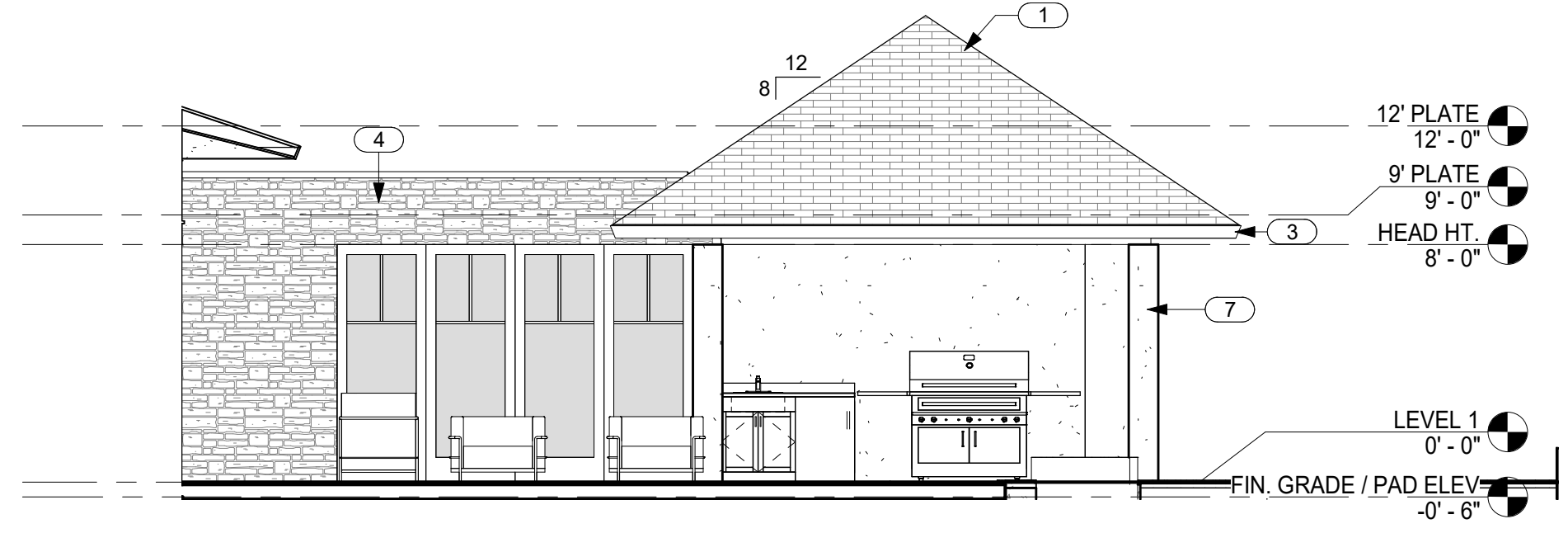
**5 EAST ELEVATION @ ENTRY**  
A3.1 SCALE: 3/16" = 1'-0"

**KEYNOTES**

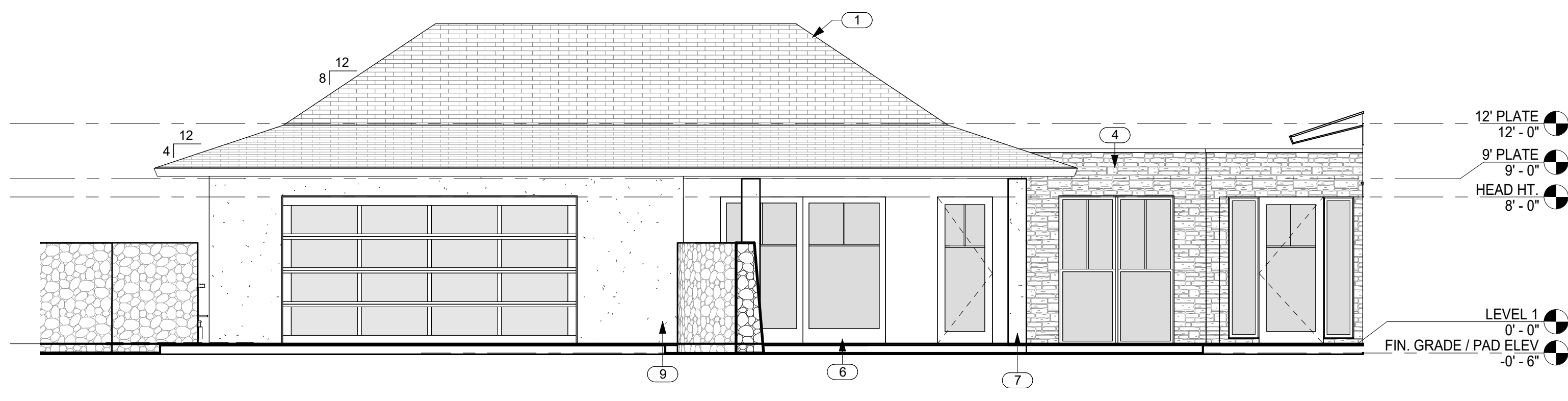
NO.	NOTE
1	SYNTHETIC POLYMER SHINGLE "SLATE" BY INSPIRE.
2	6'-0" HIGH FROM FINISH GRADE A'A LAVA ROCK WALL SCREENS FRONT OF RESIDENCE.
3	1 X T.K. W.R. CEDAR FASCIA W/ SEMI TRANSPARENT STAIN TYP.
4	STONE CLADDING: 2" THICK FIELDSTONE, WET SET OVER MESH AND VAPOR BARRIER.
5	ANODIZED ALUMINUM DOUBLE GLAZED WINDOWS.
6	ANODIZED ALUMINUM SINGLE GLAZED SLIDING DOORS.
7	SAND FINSH STUCCO W/ INTEGRAL COLOR @ EXTERIOR COLUMNS.
8	6'-0" HIGH FROM FINISH GRADE A'A LAVA ROCK WALL SCREENS SHOWER GARDEN.
9	SAND FINSH STUCCO W/ INTEGRAL COLOR.



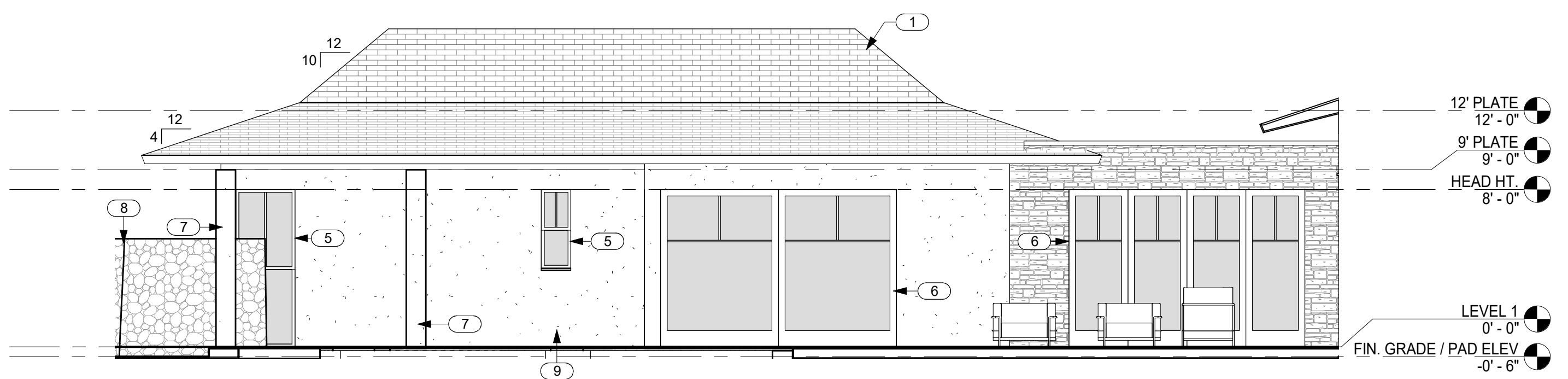
**3 SOUTH ELEVATION @ ENTRY**  
A3.1 SCALE: 3/16" = 1'-0"



**1 NORTH ELEVATION @ COURTYARD**  
A3.1 SCALE: 3/16" = 1'-0"



**4 NORTH ELEVATION @ ENTRY**  
A3.1 SCALE: 3/16" = 1'-0"



**2 SOUTH ELEVATION @ COURTYARD**  
A3.1 SCALE: 3/16" = 1'-0"





THIS WORK WAS PREPARED BY ME OR UNDER MY SUPERVISION. CONSTRUCTION OF THIS PROJECT WILL BE UNDER MY OBSERVATION.

SIGNATURE  
EXPIRATION 4/30/22

GENERAL CONTRACTOR:

REVISIONS NO.	DESCRIPTION	DATE
1	FINAL DR SET	03/08/22

**SINGLE FAMILY RESIDENCE**  
**LOT 14 NOHEA, PHASE 1**  
 TMK: 3-6-8-043:014  
 NOHEA AT MAUNA LANI, LLC  
 16130 VENTURA BLVD, STE 510  
 ENCINO, CA 91436 2538  
 PH: (805) 494-7704, FAX: (805) 494-1226

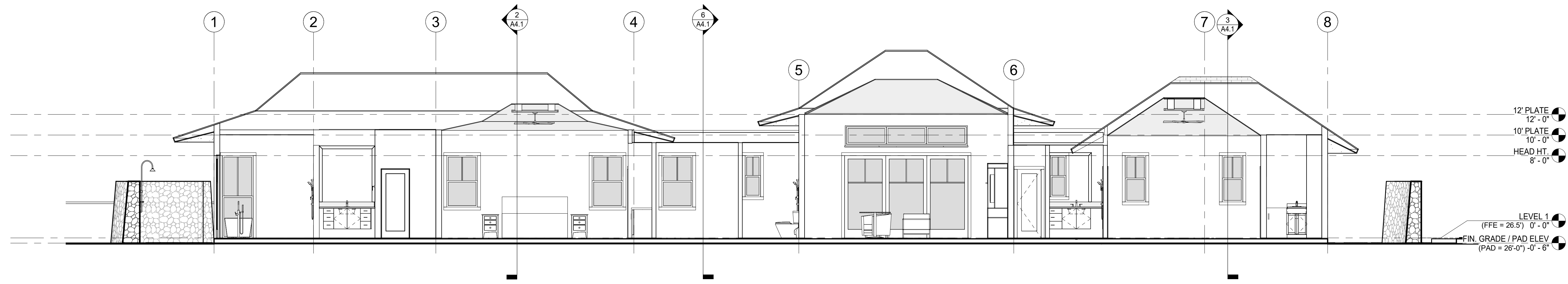
CRAIG MONAGHAN, ARCHITECT  
 4522 LOWER DR. LAKE OSWEGO, OR 97035  
 PH: 503-522-9000  
 monaghan.craig@gmail.com

DATE 03/08/22

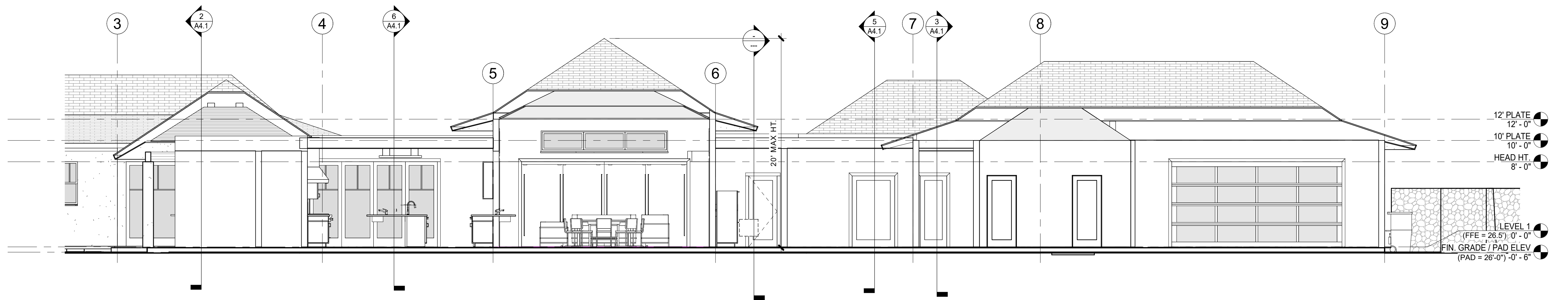
SCALE 3/16" = 1'-0"

SHEET **LONGITUDINAL SITE SECTIONS**

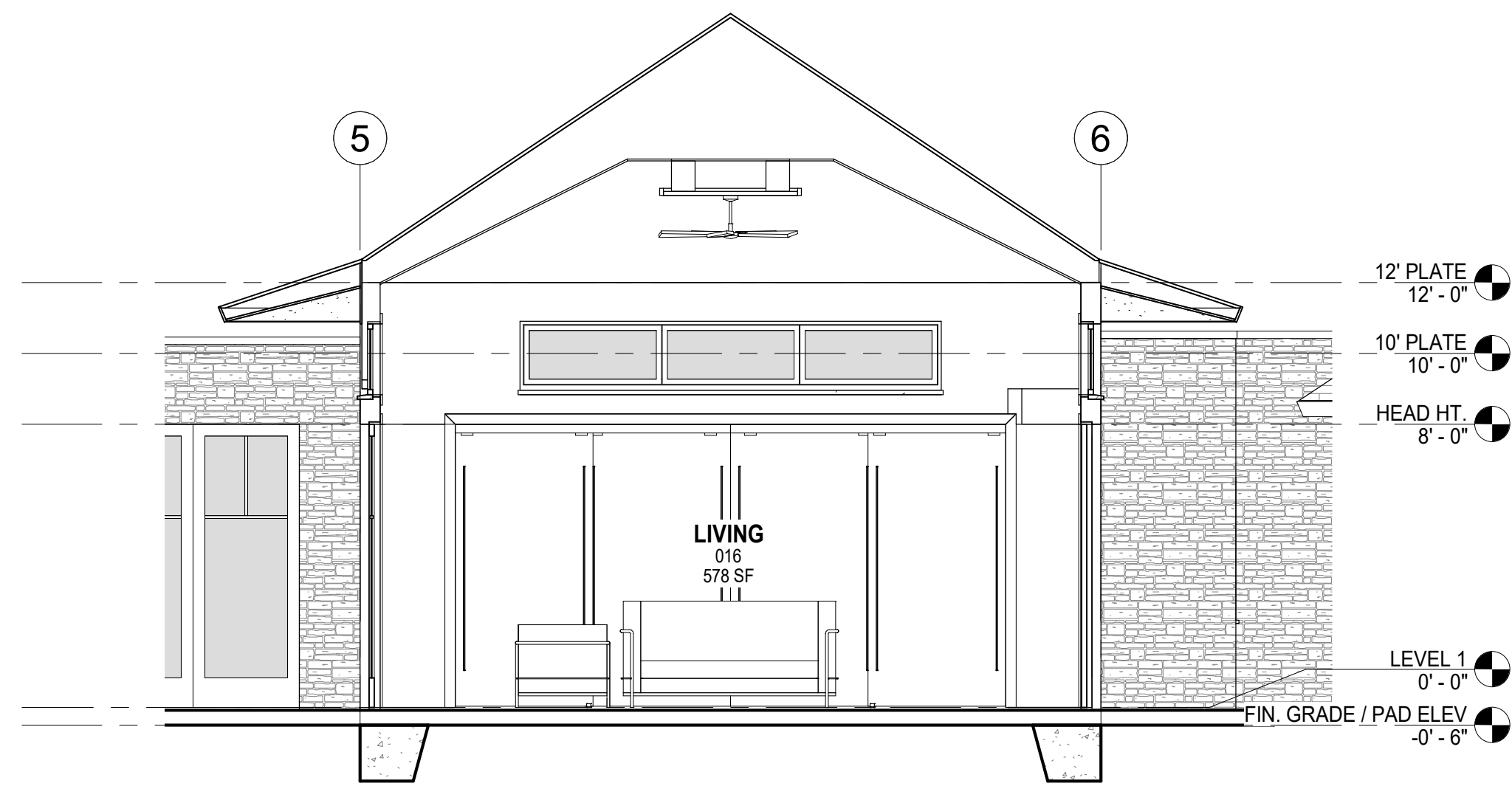
SHEET **A4.0**



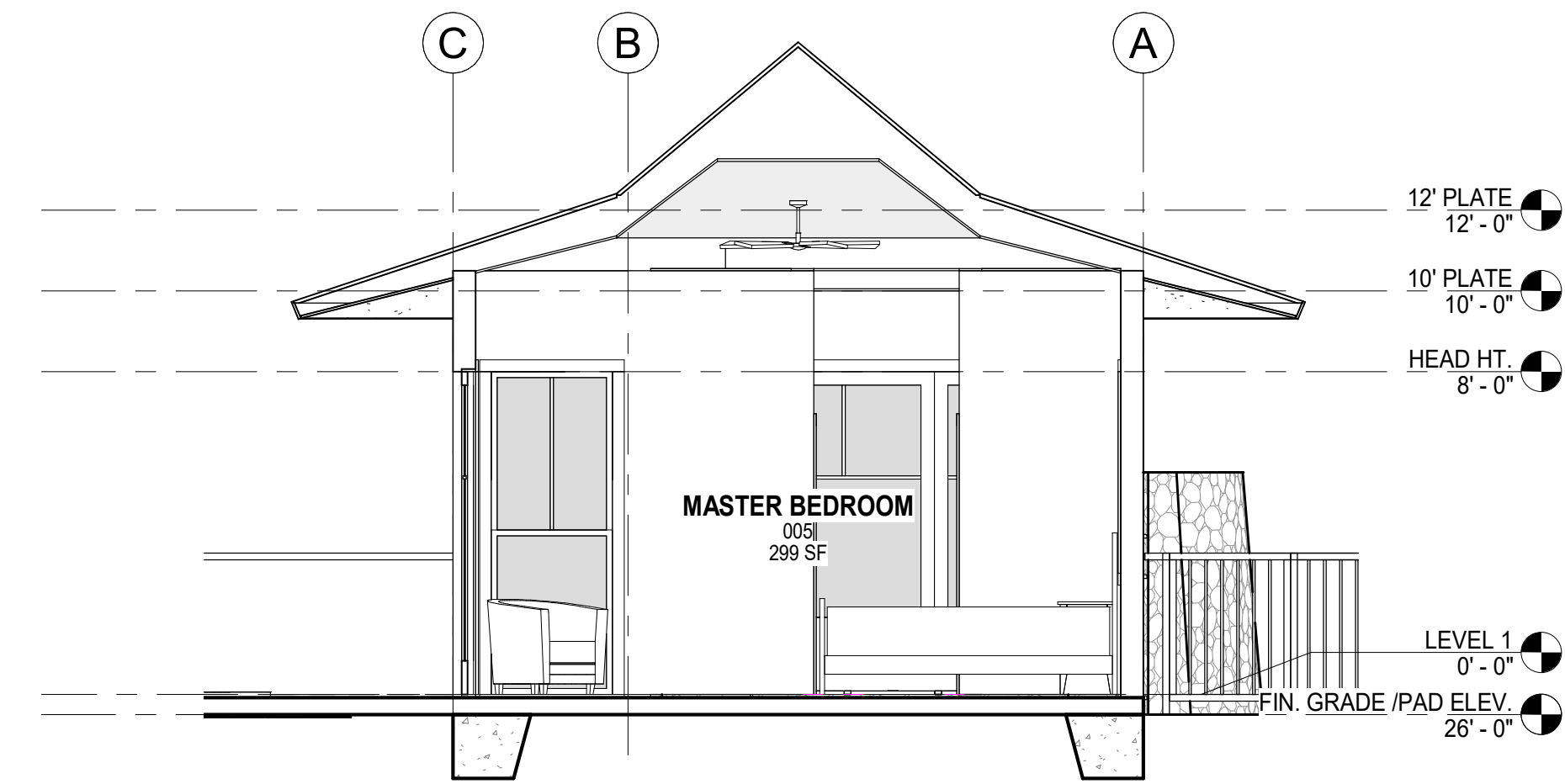
**1** LONGITUDINAL SITE SECTION 1  
A4.0 SCALE: 3/16" = 1'-0"



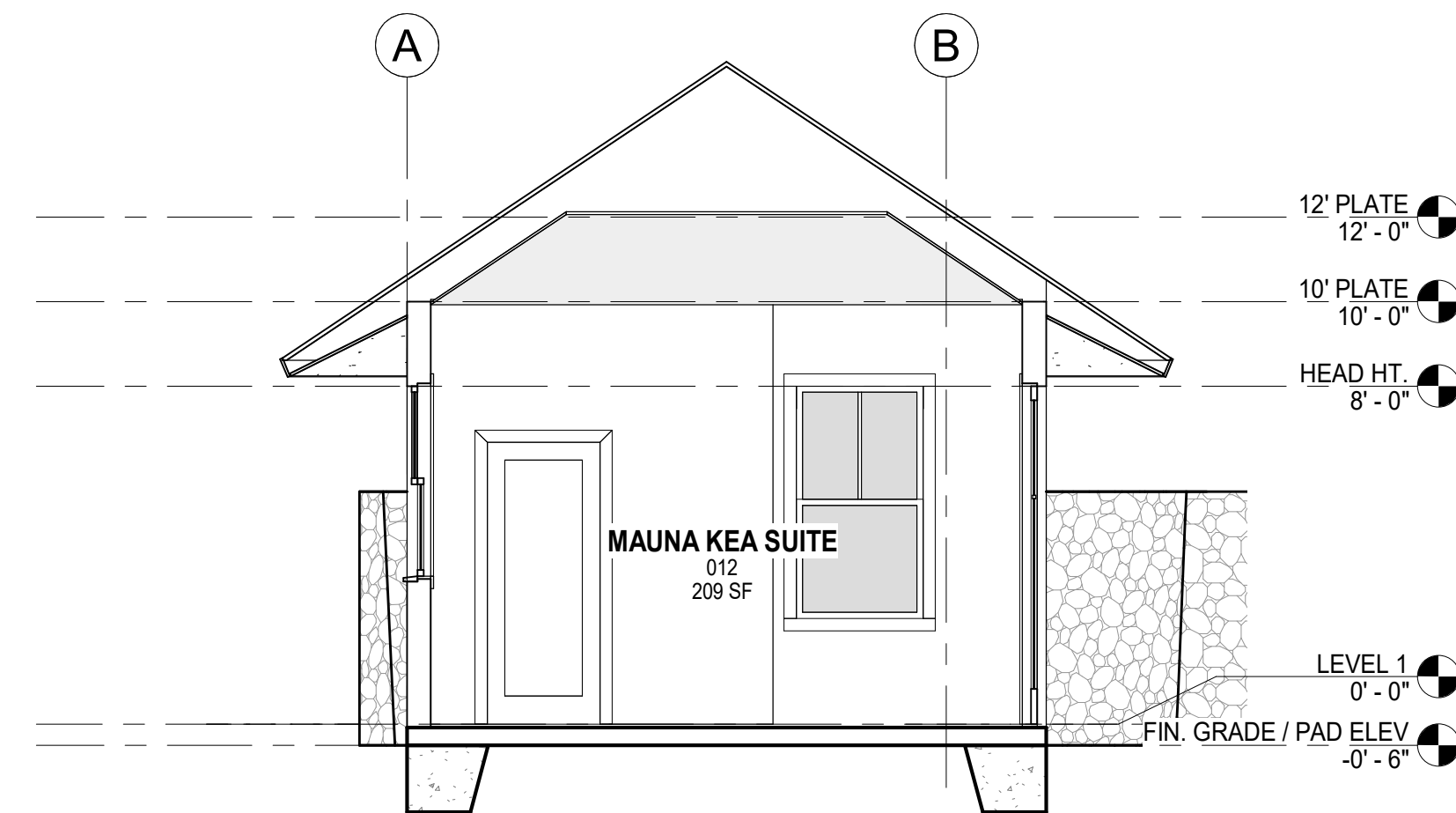
**2** LONGITUDINAL SITE SECTION 2  
A4.0 SCALE: 3/16" = 1'-0"



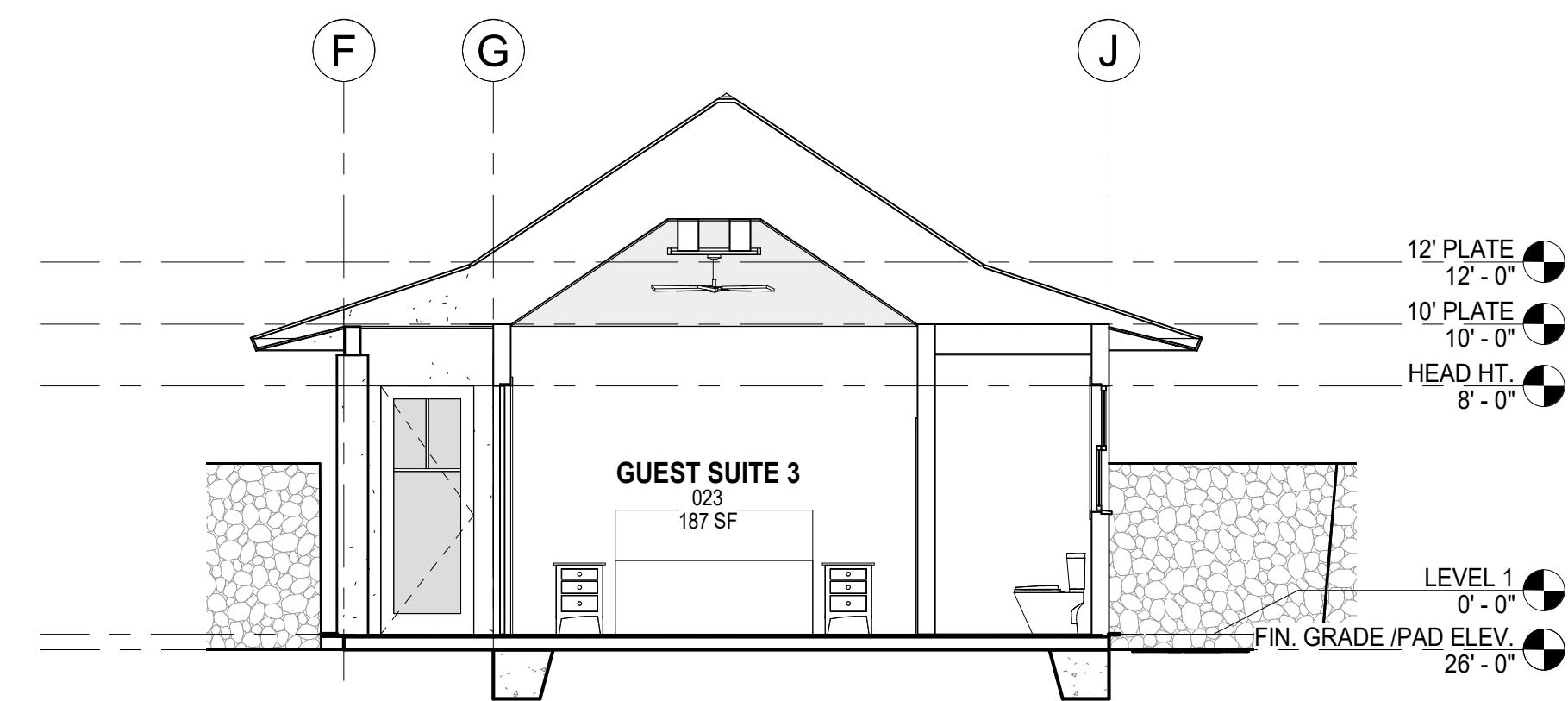
1 SECTION THRU GREAT ROOM  
A4.1 SCALE: 1/4" = 1'-0"



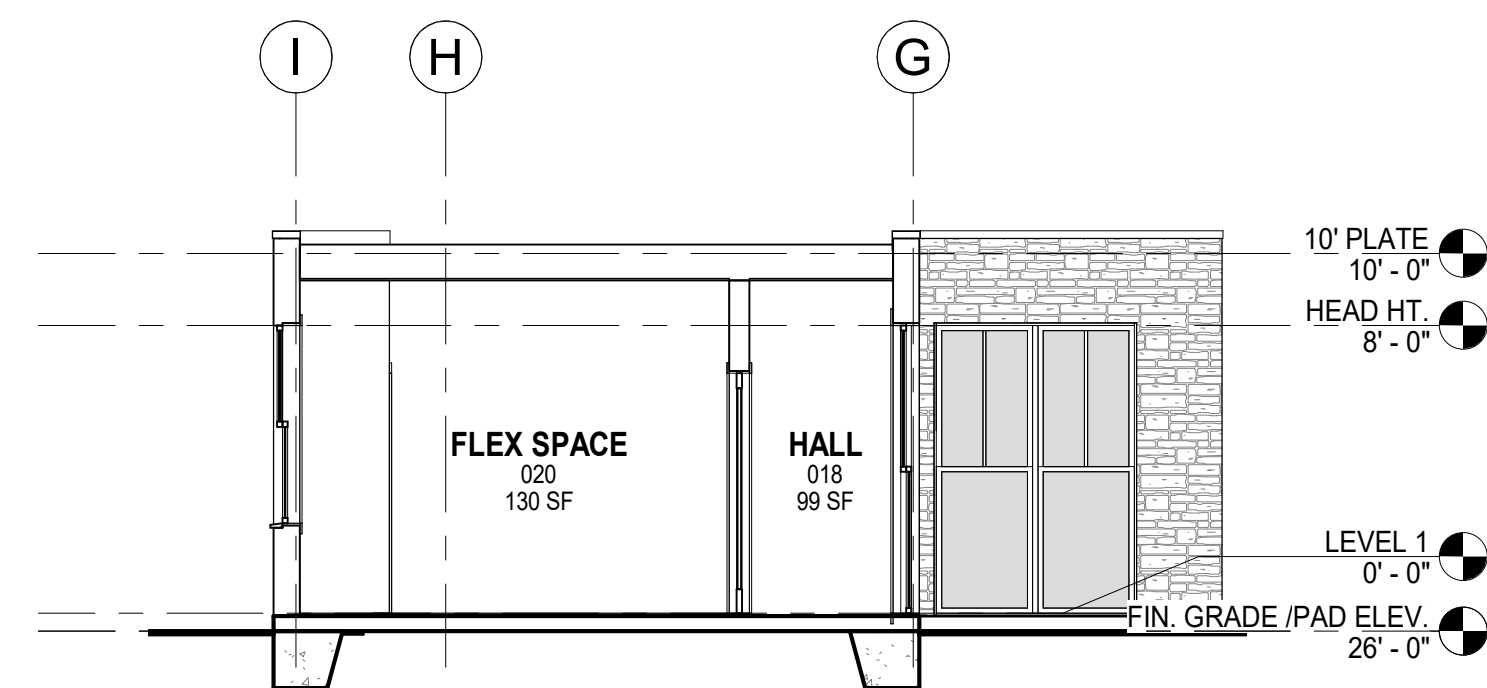
2 SECTION THRU MASTER BEDROOM  
A4.1 SCALE: 1/4" = 1'-0"



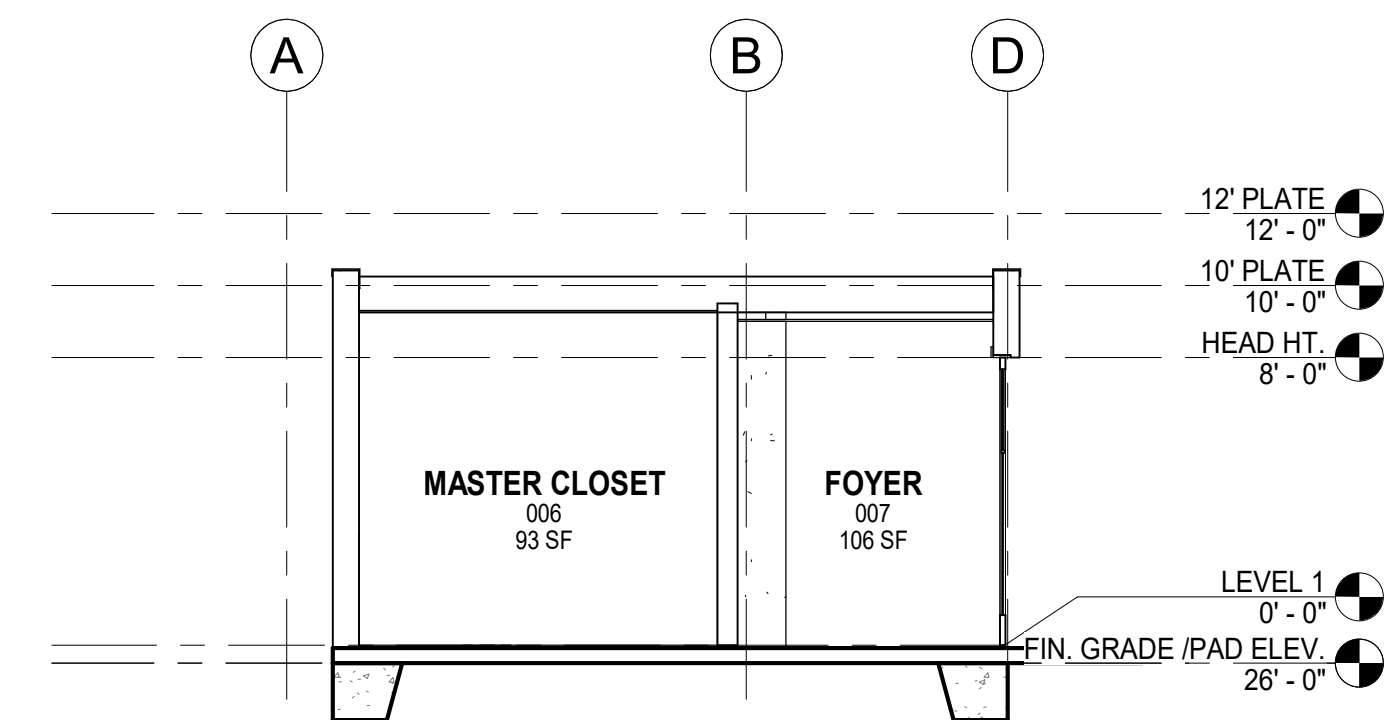
3 SECTION THRU MAUNA KEA SUITE  
A4.1 SCALE: 1/4" = 1'-0"



4 SECTION THRU GUEST SUITE 3  
A4.1 SCALE: 3/16" = 1'-0"



5 SECTION THRU FLEX ROOM  
A4.1 SCALE: 3/16" = 1'-0"



6 SECTION THRU MASTER CLOSET  
A4.1 SCALE: 3/16" = 1'-0"



THIS WORK WAS PREPARED BY ME OR UNDER MY SUPERVISION. CONSTRUCTION OF THIS PROJECT WILL BE UNDER MY OBSERVATION.

SIGNATURE  
EXPIRATION 4/30/22

GENERAL CONTRACTOR:

REVISIONS	NO.	DESCRIPTION	DATE
1	FINAL DR SET		03/08/22

**SINGLE FAMILY RESIDENCE**  
**LOT 14 NOHEA, PHASE 1**  
TMK: 3-6-8-043:014  
NOHEA AT MAUNA LANI, LLC  
16130 VENTURA BLVD. STE 510  
ENCINO, CA 91436 2538  
PH: (805) 494-7704, FAX: (805) 494-1226

CRAIG MONAGHAN, ARCHITECT  
4522 LOWER DR. LAKE OSWEGO, OR 97035  
PH: 503-522-9000  
monaghan.craig@gmail.com

DATE 03/08/22

SCALE As indicated

SHEET  
**BUILDING SECTIONS**

SHEET  
**A4.1**



THIS WORK WAS PREPARED BY ME OR UNDER MY SUPERVISION. CONSTRUCTION OF THIS PROJECT WILL BE UNDER MY OBSERVATION.

SIGNATURE  
EXPIRATION 4/30/22

GENERAL CONTRACTOR:

REVISIONS	NO.	DESCRIPTION	DATE
1	FINAL DR SET		03/08/22

**SINGLE FAMILY RESIDENCE  
LOT 14 NOHEA, PHASE 1**  
 TMK: 3-6-8-043:014  
 NOHEA AT MAUNA LANI, LLC  
 16130 VENTURA BLVD, STE 510  
 ENCINO, CA 91436 2538  
 PH: (805) 494-7704, FAX: (805) 494-1226

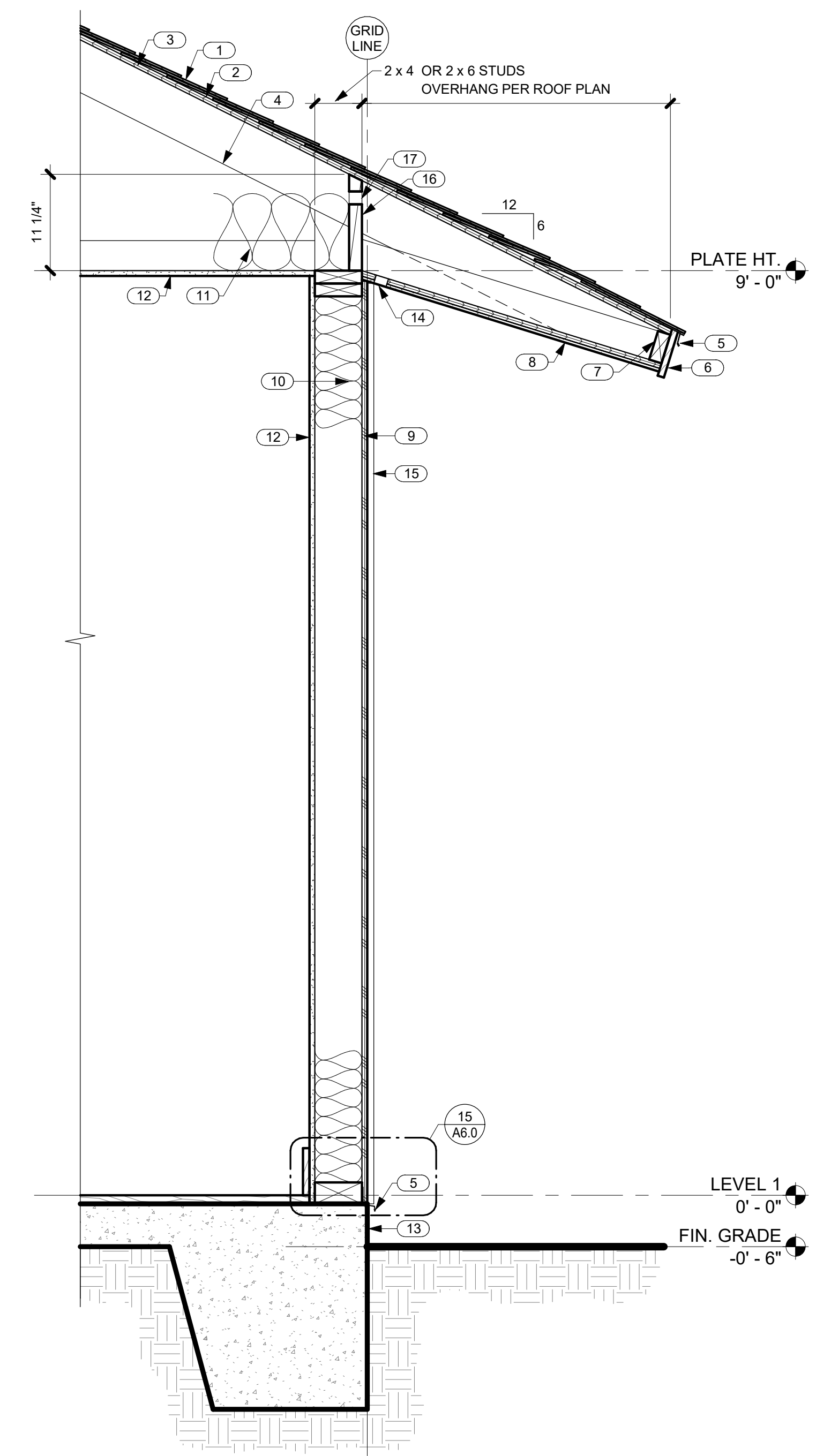
CRAIG MONAGHAN, ARCHITECT  
 4522 LOWER DR. LAKE OSWEGO, OR 97035  
 PH: 503-522-9000  
 monaghan.craig@gmail.com

DATE 03/08/22

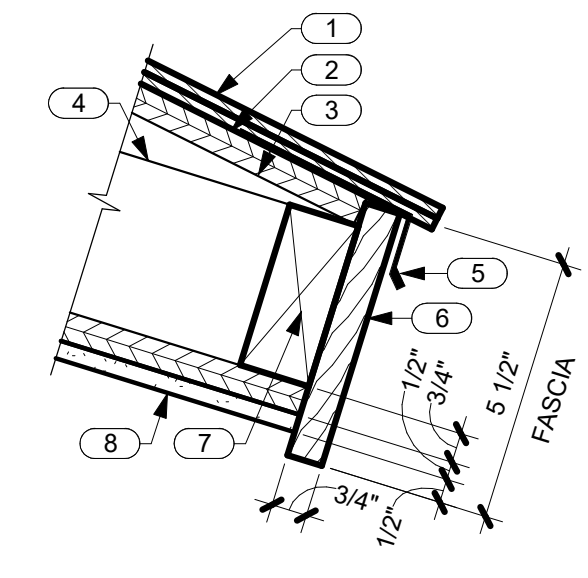
SCALE As indicated

SHEET  
**WALL  
SECTIONS /  
DETAILS**

SHEET  
**A5.0**



**1 TYPICAL EAVE / SOFFIT WALL SECTION**  
 SCALE: 1" = 1'-0"



**2 TYP. FASCIA DETAIL**  
 SCALE: 3" = 1'-0"

NO.	NOTE
1	SYNTHETIC POLYMER SHINGLE "SLATE" BY INSPIRE.
2	MEMBRANE, 40 MIL HIGH TEMPERATURE PEEL AND STICK.
3	SHEATHING SEE STRUCTURAL.
4	PREMANUFACTURED TRUSSES W/ 11" ENERGY HEELS.
5	DRIP EDGE.
6	1 X T.K.W.R. CEDAR FASCIA W/ SEMI TRANSPARENT STAIN TYP.
7	2 X 4 SUB FASCIA.
8	EAVES: 3/8" STUCCO ON 5/8" DENSGLOSS TYP.
9	5/8" BRECKINRIDGE SIDING.
10	FACED BATT INSULATION R-19 @ WALLS TYP.
11	FACED BATT INSULATION R-30 @ CEILINGS TYP.
12	5/8" GYP. BD.
13	CONCRETE SLAB AND FOOTING SEE STRUCTURAL.
14	1 1/2" CONTINUOUS SCREENED VENT SLOT. PLASTIC PER NOHEA REC. CENTER.
15	1 X 6 CEDAR BATTS @ 24" O.C.
16	BLOCKING BETWEEN TRUSSES.
17	VENT HOLES IN BLOCKING.



LICENSED PROFESSIONAL ARCHITECT NO. AS5675 HAWAII, U.S.A.

SIGNATURE  
EXPIRATION 4/30/22

GENERAL CONTRACTOR:

REVISIONS	DATE
NO. DESCRIPTION	03/08/22
1. FINAL DR SET	

**SINGLE FAMILY RESIDENCE**  
**LOT 14 NOHEA, PHASE 1**  
**TMK: 3-6-8-043:014**  
NOHEA AT MAUNA LANI, LLC  
16130 VENTURA BLVD, STE 510  
ENCINO, CA 91436 2538  
PH: (805) 494-7704, FAX: (805) 494-1226

CRAIG MONAGHAN, ARCHITECT  
4522 LOWER DR. LAKE OSWEGO, OR 97035  
PH: 503-522-9000  
monaghan.craig@gmail.com

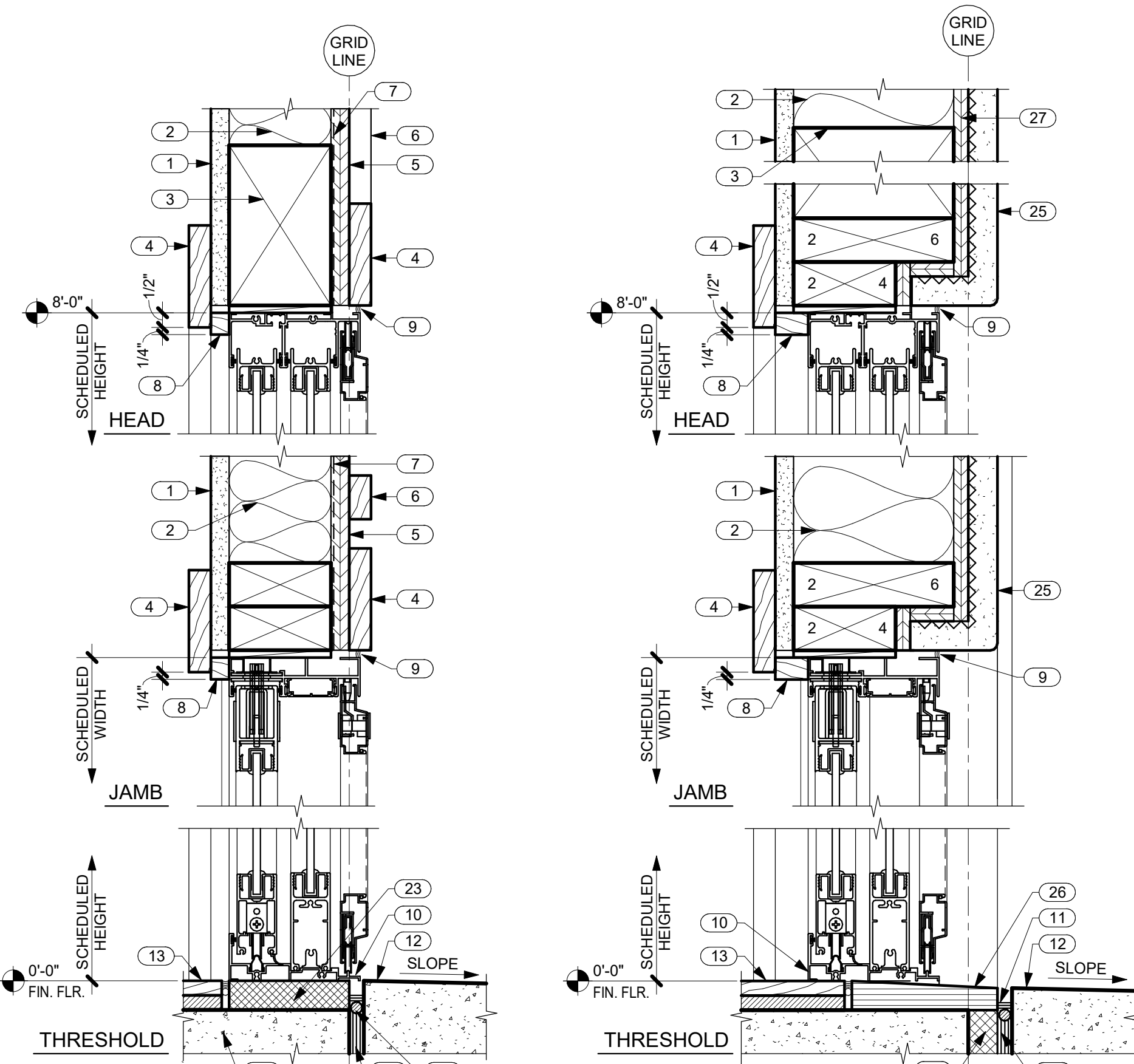
DATE 03/08/22

SCALE As indicated

SHEET  
**DOOR TYPES,  
DOOR DETAILS**

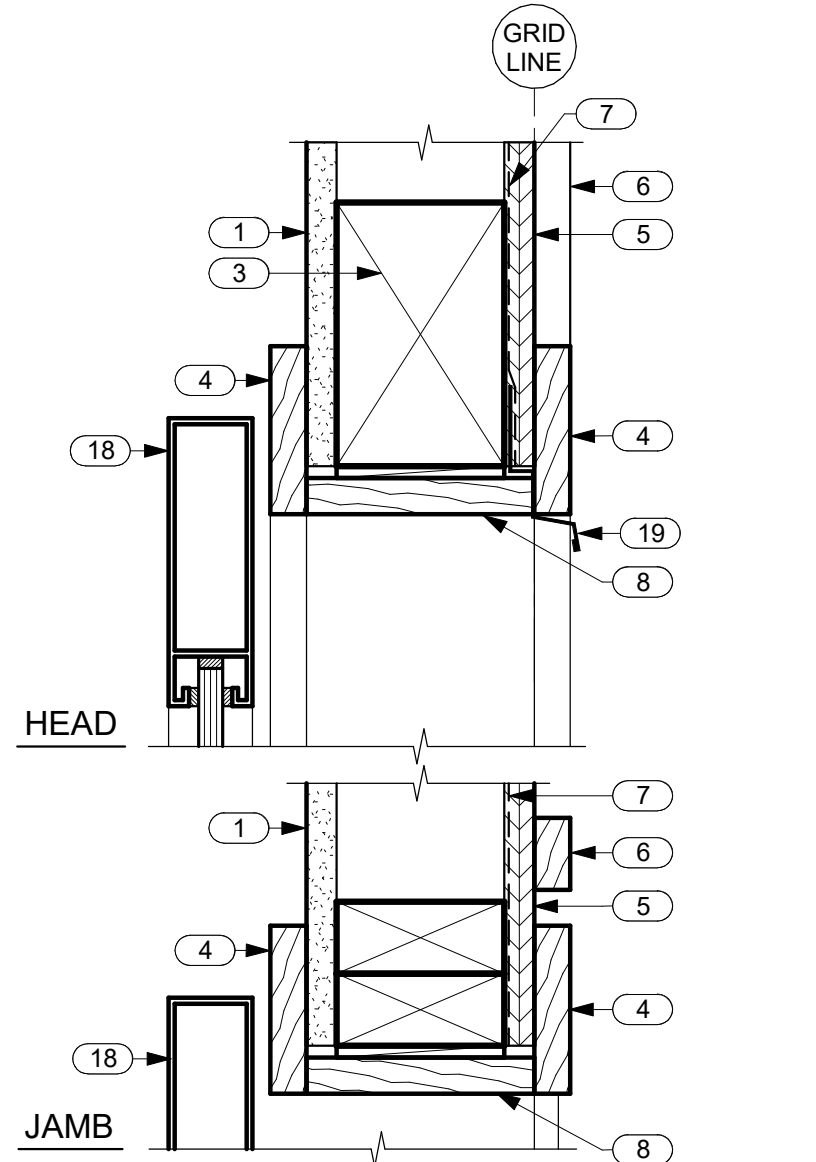
SHEET

**A6.1**

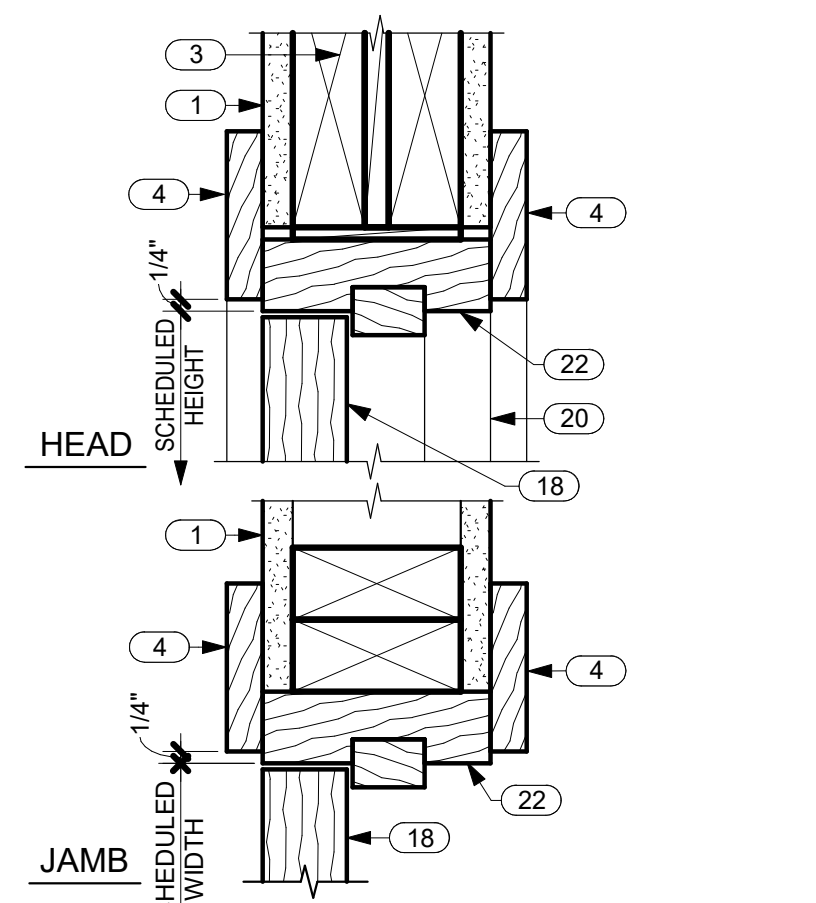


**1 TYP. SLIDING DOOR DETAILS IN SIDING**  
A6.1 SCALE: 3" = 1'-0"

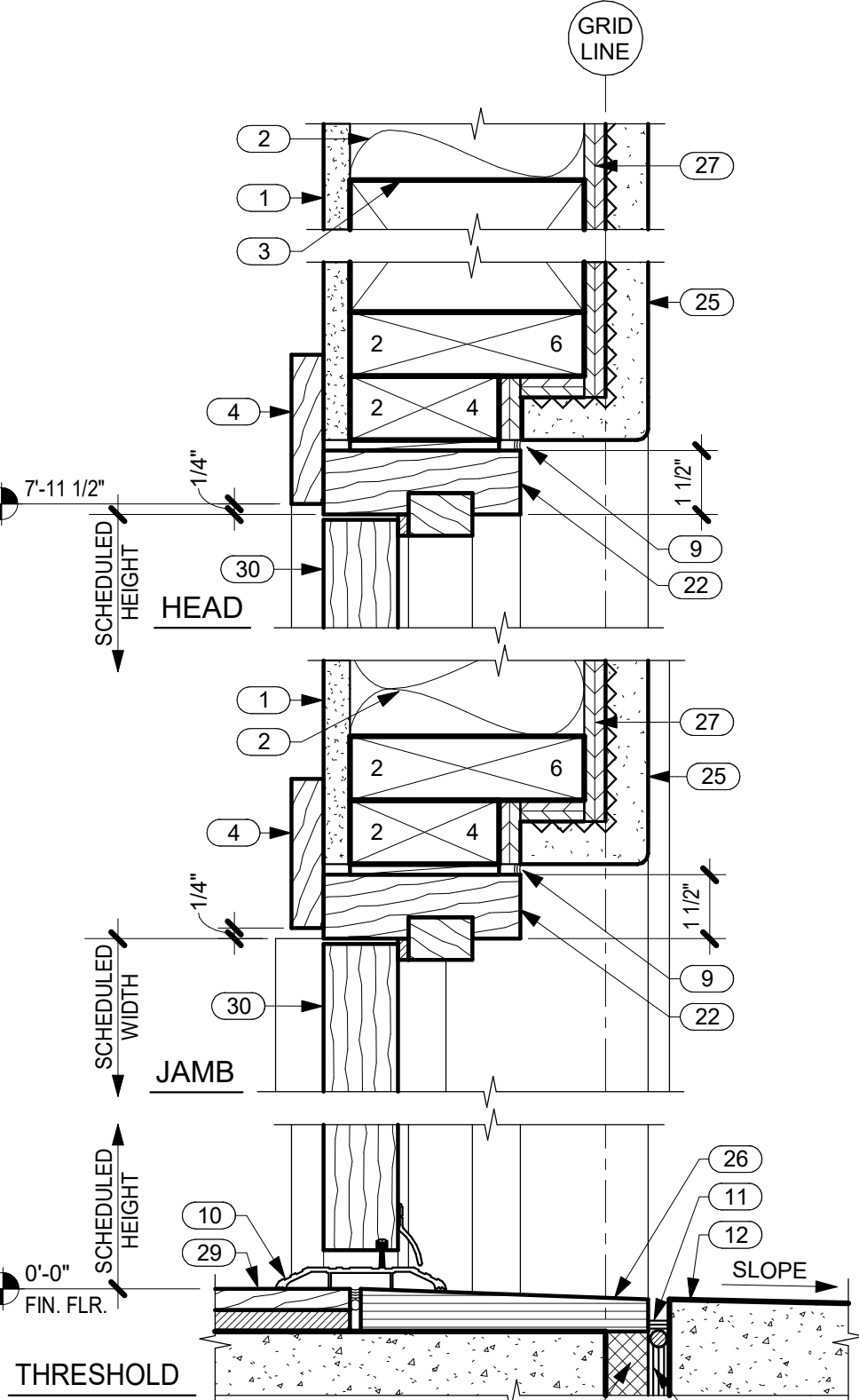
**2 TYP. SLIDING DOOR DETAILS IN STUCCO**  
A6.1 SCALE: 3" = 1'-0"



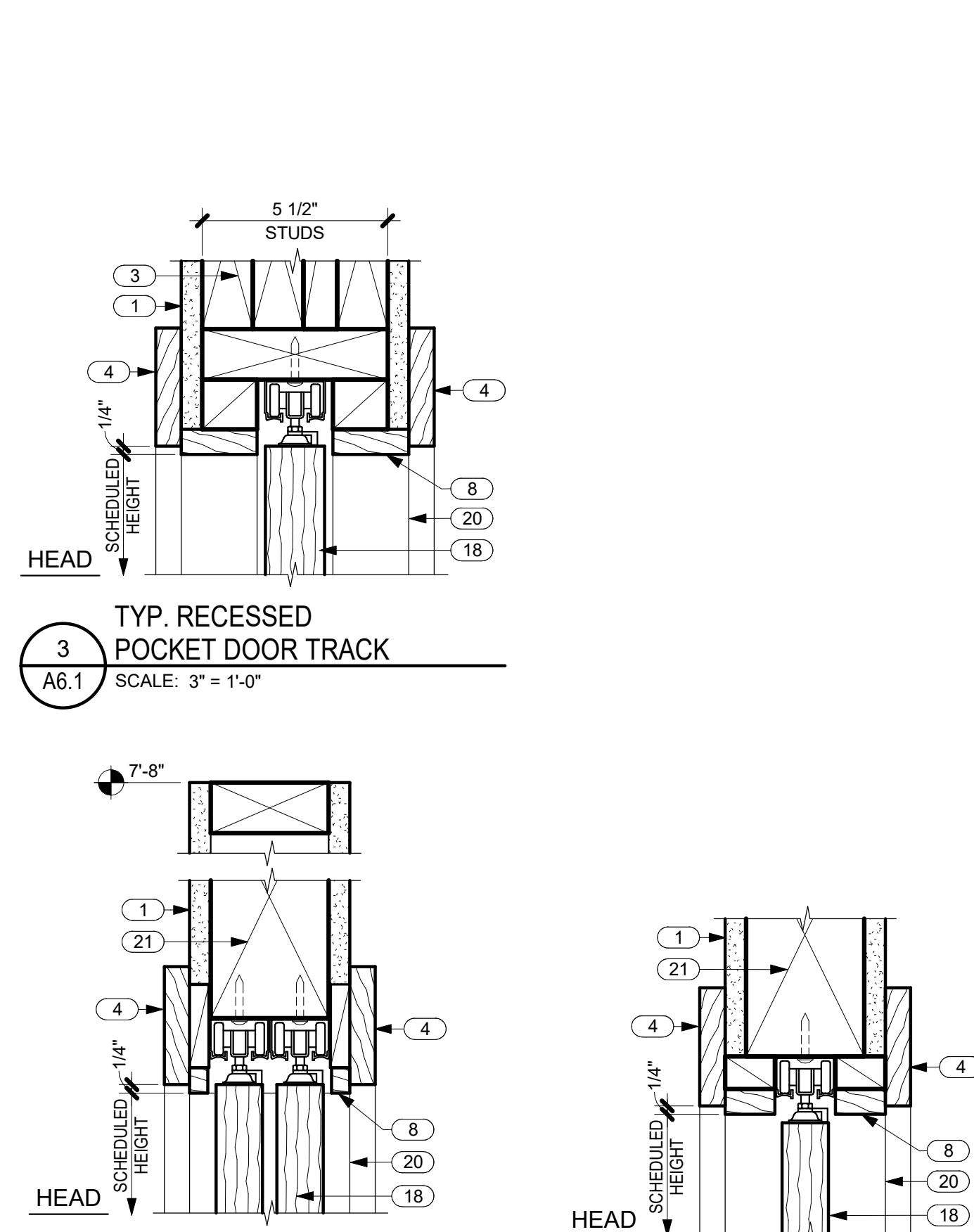
**7 GARAGE DOOR HEAD & JAMB DETAILS**  
A6.1 SCALE: 3" = 1'-0"



**10 TYP. INTERIOR DOOR DETAILS**  
A6.1 SCALE: 3" = 1'-0"



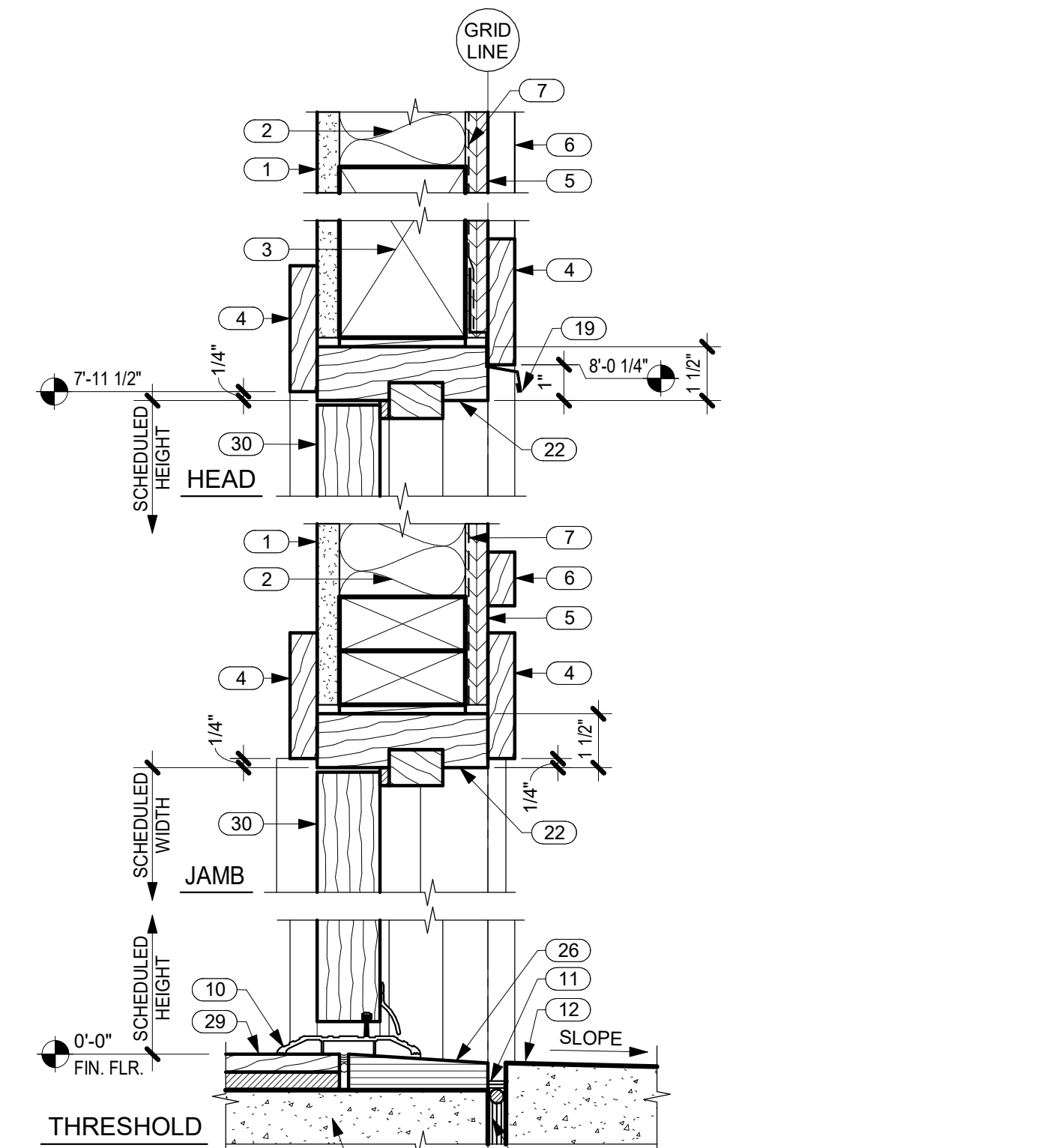
**8 TYP. HINGED DOOR DETAILS IN STUCCO**  
A6.1 SCALE: 3" = 1'-0"



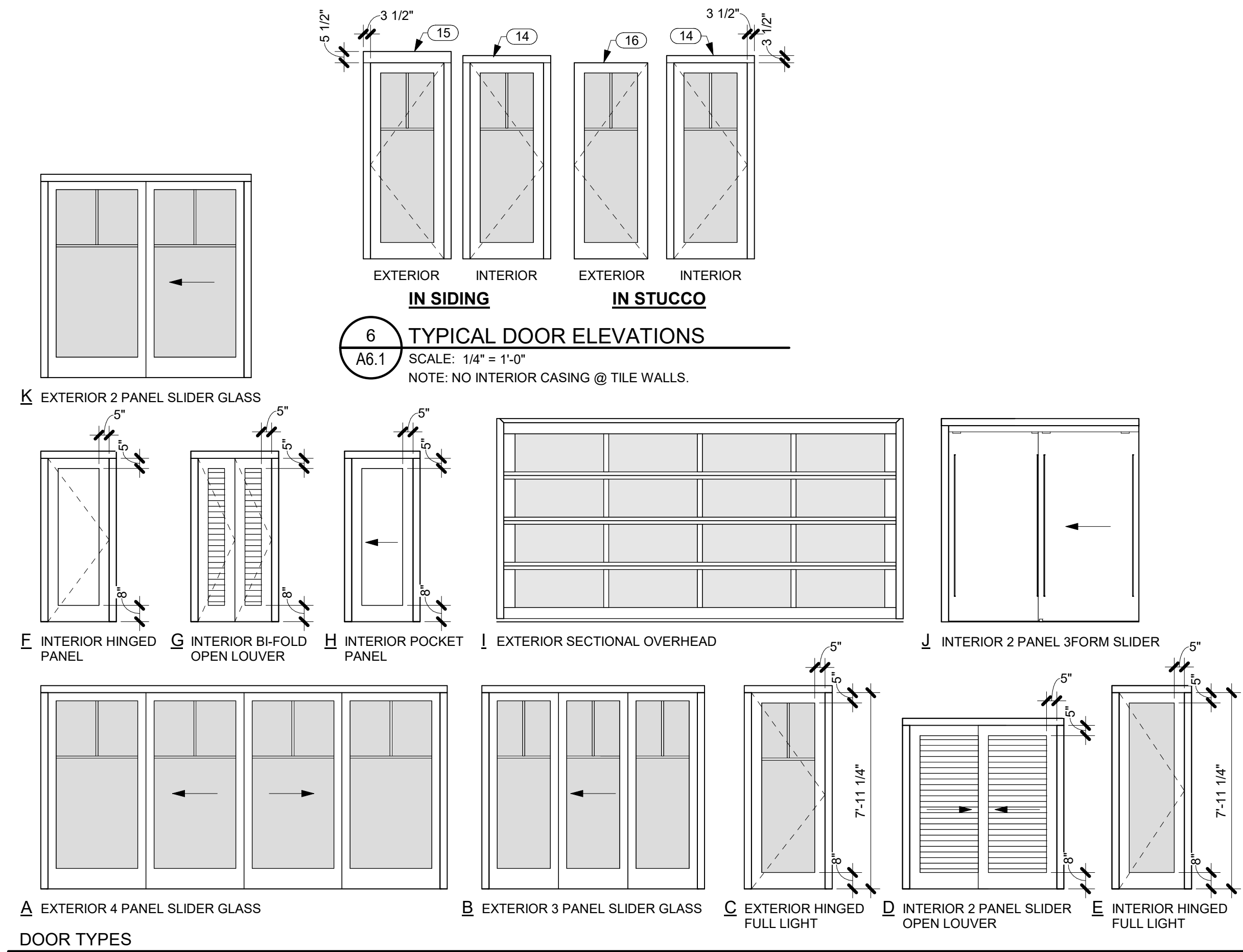
**3 TYP. RECESSED POCKET DOOR TRACK**  
A6.1 SCALE: 3" = 1'-0"

**4 TYP. RECESSED SLIDING DOOR TRACK**  
A6.1 SCALE: 3" = 1'-0"

**5 TYP. BI-FOLD DOOR TRACK**  
A6.1 SCALE: 3" = 1'-0"



**9 TYP. HINGED DOOR DETAILS IN SIDING**  
A6.1 SCALE: 3" = 1'-0"



**6 TYPICAL DOOR ELEVATIONS**  
A6.1 SCALE: 1/4" = 1'-0"  
NOTE: NO INTERIOR CASING @ TILE WALLS.

NO.	NOTE
1	5/8" GYP. BD.
2	FACED BATT INSULATION R-19 @ WALLS TYP.
3	HEADER SEE STRUCTURAL.
4	1 X TRIM SEE TYP. DOOR ELEVATIONS THIS SHEET.
5	5/8" BRECKINRIDGE SIDING.
6	1 X 6 CEDAR BATTS @ 24" O.C.
7	VAPOR BARRIER SEAL TO FLANGES AND FLASHINGS WITH PEEL AND STICK MEMBRANE.
8	1 X TRIM.
9	SEALANT.
10	THRESHOLD SET IN SEALANT.
11	SEALANT AND B.U.R. HOLD DOWN 1/2".
12	LANAI WHERE OCCURS.
13	TILE OR WOOD FLOORING.
14	1 X 4.
15	1 X 6.

NO.	NOTE
16	NO TRIM.
17	CONCRETE SLAB AND FOOTING SEE STRUCTURAL.
18	DOOR.
19	DRIP EDGE.
20	JAMB AND TRIM BEYOND.
21	4 X 8 HEADER.
22	DOOR FRAME.
23	GROUT AND HARD SHIMS.
24	EXPANSION JOINT.
25	1" STUCCO ON LATH OVER VAPOR BARRIER.
26	BASALT STONE THRESHOLD, SLOPE 1/4" TO EXTERIOR.
27	SHEATHING SEE STRUCTURAL.
28	RIGID INSULATION (CLOSED CELL) SPACER.
29	WOOD FLOORING.
30	DOOR.

- NOTES**
- EXTERIOR HINGED DOORS: ALUMINUM CLAD WOOD.
  - EXTERIOR TRIM: 1 X 4 TIGHT KNOT W.R. CEDAR W/ SIKKENS STAIN-009 DARK OAK, 1 COAT OF CETOL 1" AND 1 COAT OF CETOL 2/3 PLUS.
  - INTERIOR DOORS: 1 3/4" THICK. WOOD DOOR PANELS: 5/8" PLYWOOD W/ 1/8" VENEERS MATCHING STILE AND RAIL, SQUARE SHOULDER STOPS AT GLASS FLUSH W/ DOOR FACE. DOORS AND FRAMES: MIXED GRAIN SPANISH CEDAR W/ PPG PAINTS FOR INTERIOR CLEAR LACQUER BASED, SATIN FINISH, 2 COATS.  
OR  
STEAMED BEECH W/ PPG PAINTS SATIN STAIN TO MATCH SIKKENS STAIN-009 DARK OAK, 1 COAT OF CETOL 1" AND 1 COAT OF CETOL 2/3 PLUS.
  - INTERIOR TRIM: 3/4" X 3 1/2" MIXED GRAIN SPANISH CEDAR W/ PPG PAINTS FOR INTERIOR CLEAR LACQUER BASED, SATIN FINISH, 2 COATS.  
OR  
STEAMED BEECH W/ PPG PAINTS SATIN STAIN TO MATCH SIKKENS STAIN-009 DARK OAK, 1 COAT OF CETOL 1" AND 1 COAT OF CETOL 2/3 PLUS.
  - EXTERIOR SLIDING DOORS AND FRAMES: FLEETWOOD 1000, DARK BRONZE ANODIZED. SINGLE GLAZED, LOW E, 6MM SG.
  - GARAGE DOOR: BRONZE ANODIZED ALUM. WITH WHITE OBSCURE LAMINATED GLASS BY NORTHWEST DOOR PER TRADEWIND HAWAII QUOTE #13881.
  - DIMENSIONS SHOWN ON DOOR TYPES ARE "SEEN DIMENSIONS", SEE DETAILS.
  - 2 1/2" BACKSETS U.O.N. SEE HARDWARE SCHEDULE.
  - CLEAR OR FROSTED AS NOTED. LAMINATED OR TEMPERED GLASS IN ALL DOORS WITH GLASS. LOW E AT EXTERIOR WITH CODE SHGC.
  - GLAZING = U OF .34, NO U VALUE REQUIRED AT GARAGE.
  - TILE HEAD AND JAMBS.
  - OBSCURE GLASS.
  - INTERIOR 3FORM DOORS: 3 FORM SLIDER AND COMPLETE HARDWARE PACKAGE.



THIS WORK WAS PREPARED BY ME OR UNDER MY SUPERVISION. CONSTRUCTION OF THIS PROJECT WILL BE UNDER MY OBSERVATION.

SIGNATURE  
EXPIRATION 4/30/22

GENERAL CONTRACTOR:

REVISIONS NO.	DESCRIPTION	DATE
1	FINAL DR SET	03/08/22

**SINGLE FAMILY RESIDENCE**  
**LOT 14 NOHEA, PHASE 1**  
 TMK: 3-6-8-043:014  
 NOHEA AT MAUNA LANI, LLC  
 16130 VENTURA BLVD, STE 510  
 ENCINO, CA 91436 2538  
 PH: (805) 494-7704, FAX: (805) 494-1226

CRAIG MONAGHAN, ARCHITECT  
 4522 LOWER DR. LAKE OSWEGO, OR 97035  
 PH: 503-522-9000  
 monaghan.craig@gmail.com

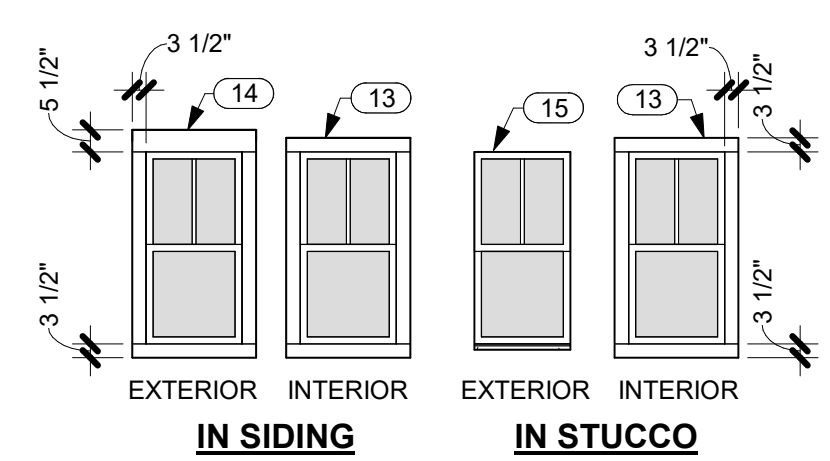
DATE 03/08/22

SCALE As indicated

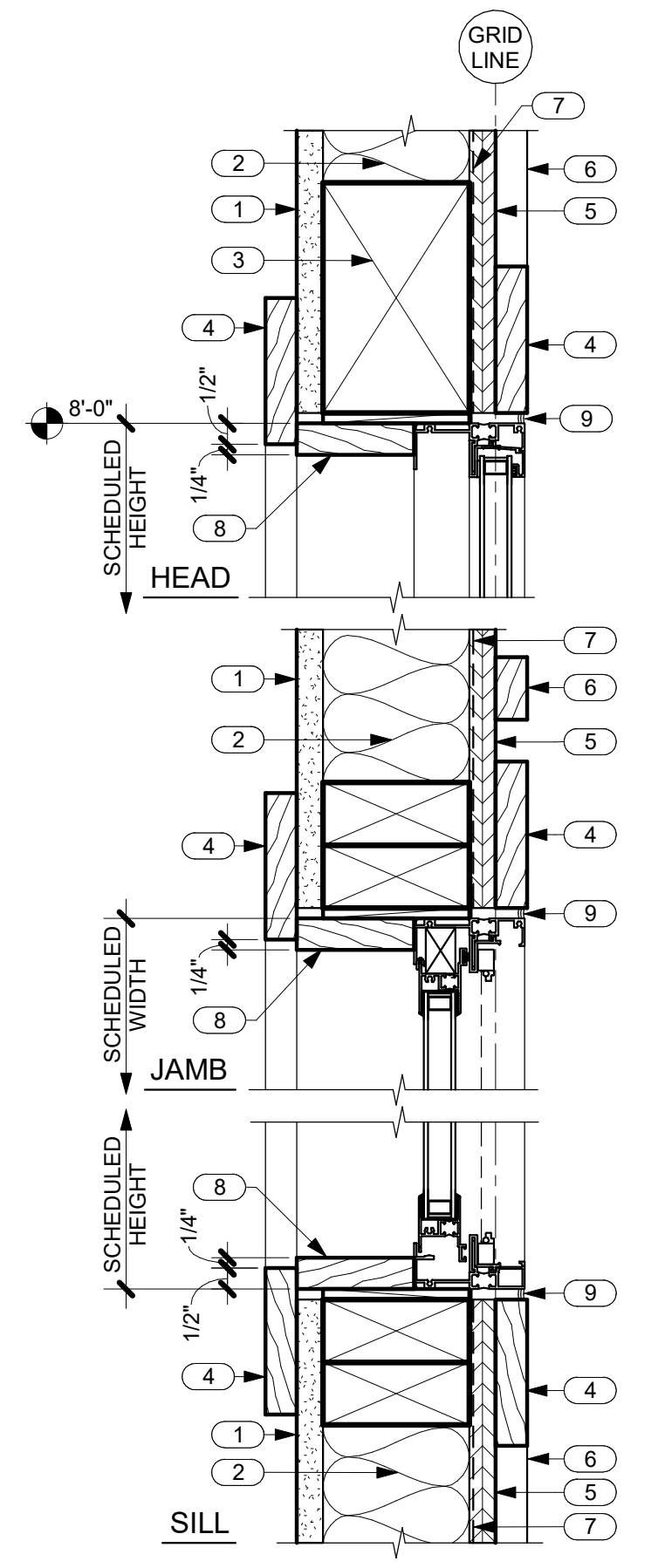
SHEET  
**WINDOW TYPES AND DETAILS**

SHEET

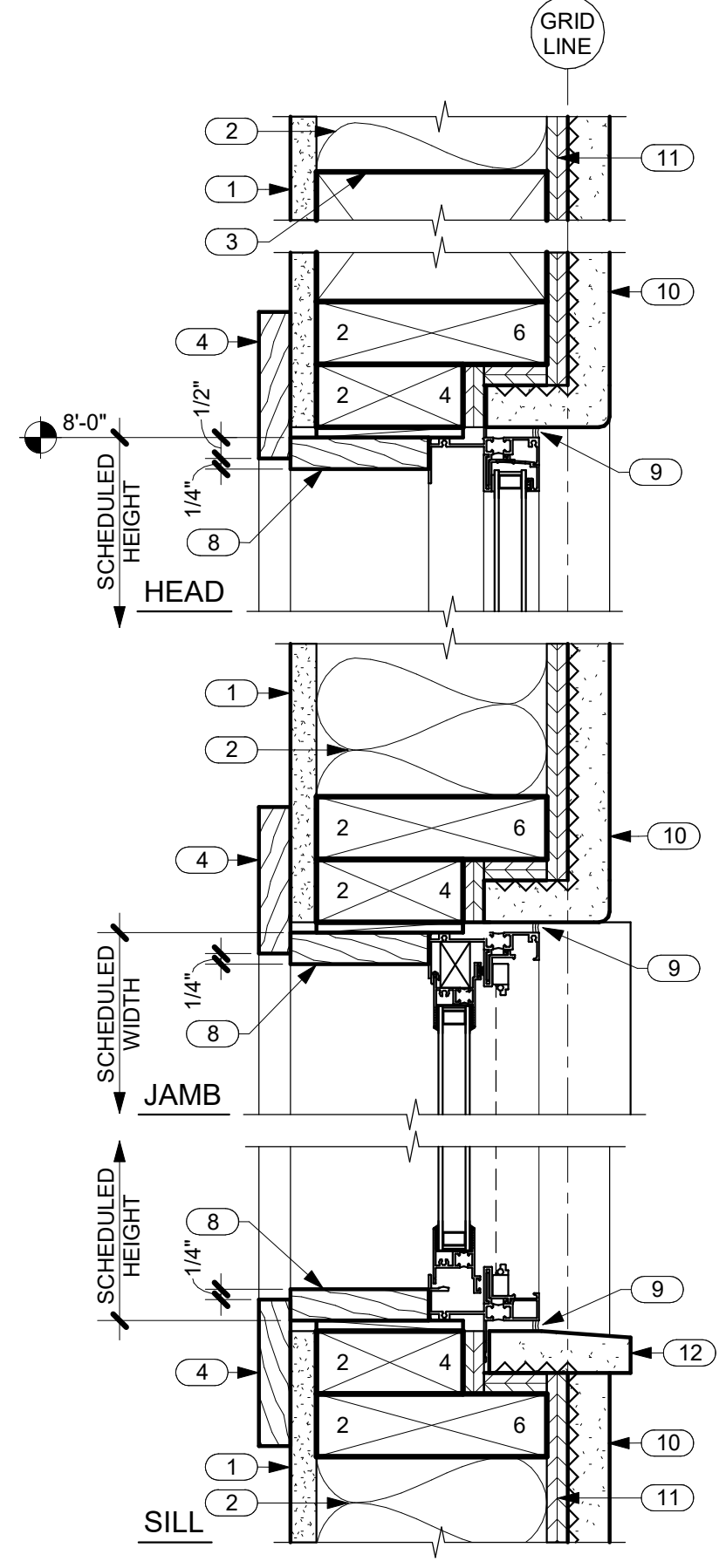
**A6.2**



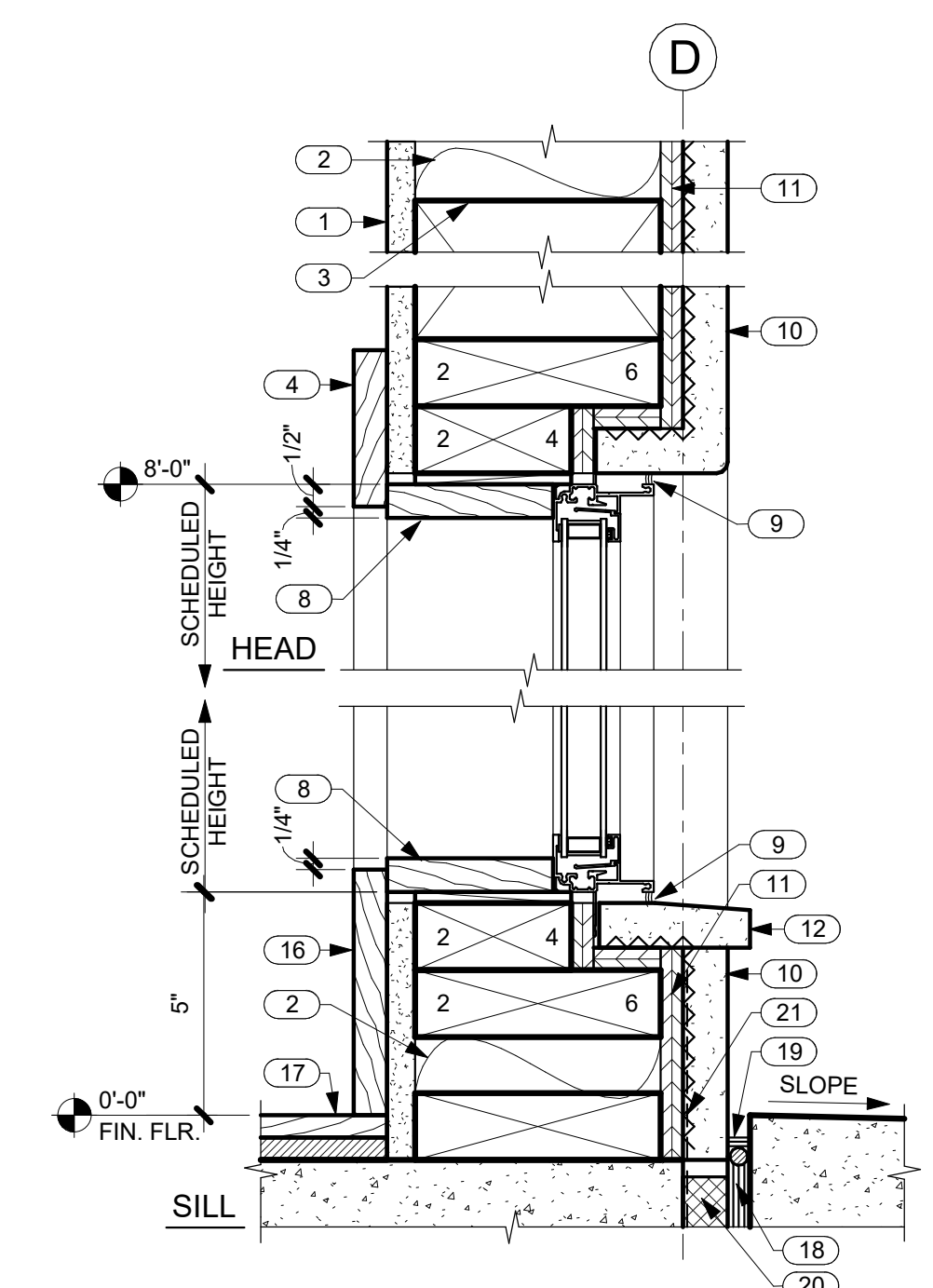
**1 TYPICAL WINDOW ELEVATIONS**  
 A6.2 SCALE: 1/4" = 1'-0"  
 NOTE: NO INTERIOR CASING @ TILE WALLS.



**2 TYP. WINDOW DETAILS IN SIDING**  
 A6.2 SCALE: 3" = 1'-0"

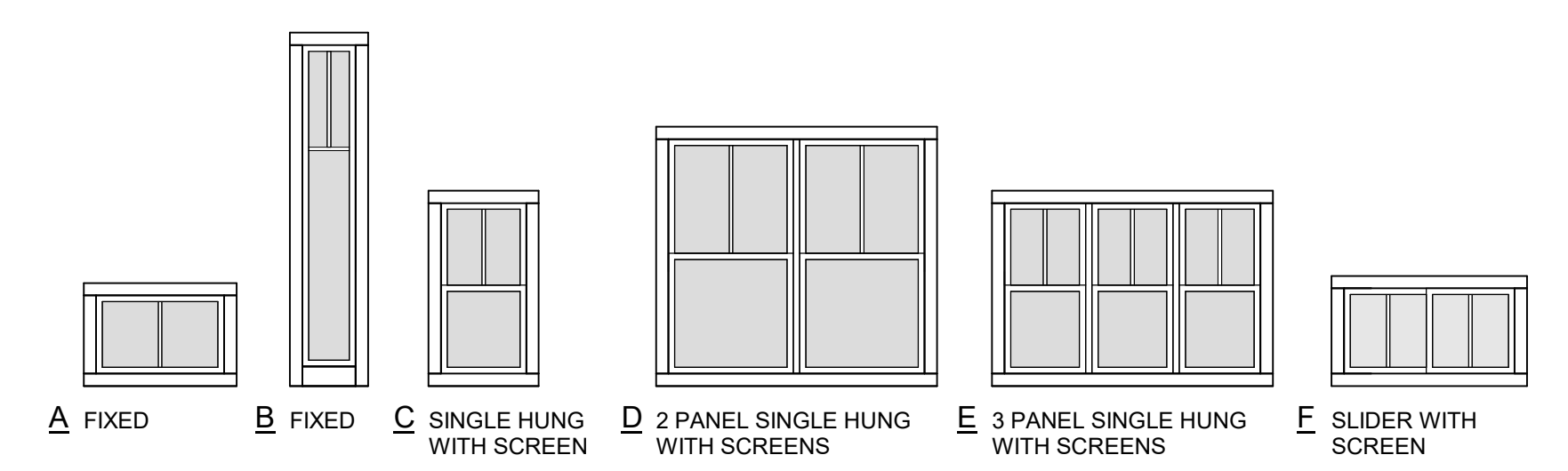


**3 TYP. WINDOW DETAILS IN STUCCO**  
 A6.2 SCALE: 3" = 1'-0"



**4 SIDELIGHT HEAD AND SILL DETAILS**  
 A6.2 SCALE: 3" = 1'-0"

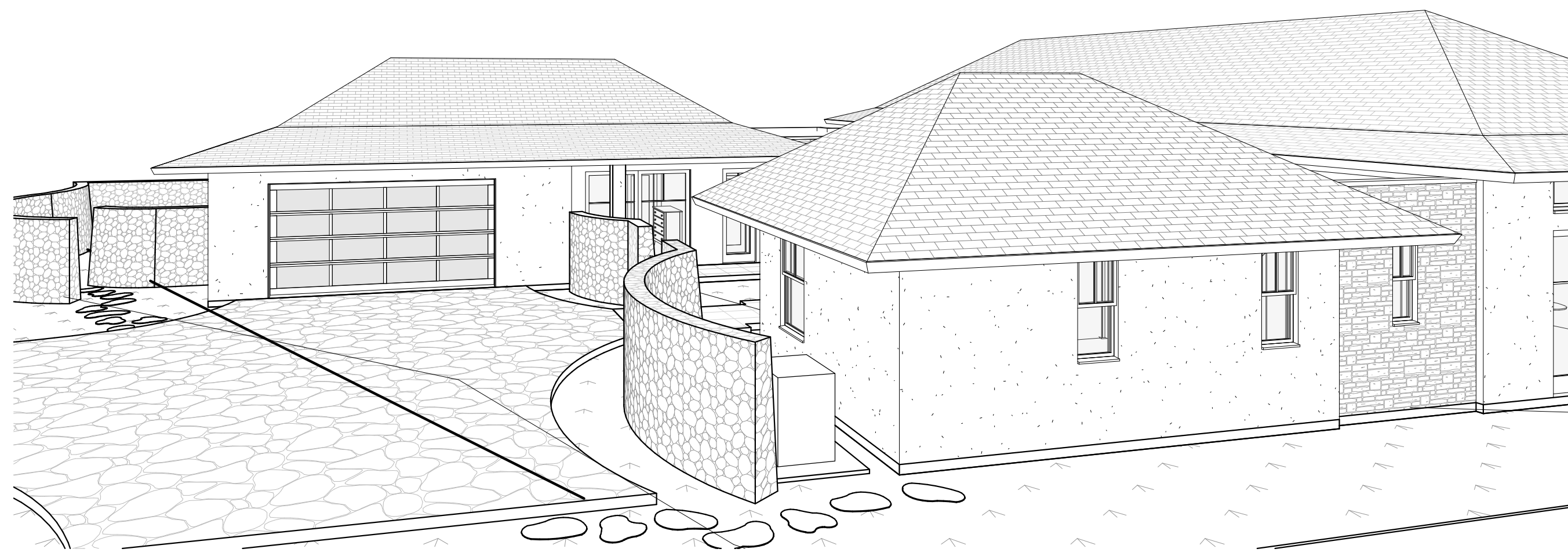
NO.	NOTE
1	5/8" GYP. BD.
2	FACED BATT INSULATION R-19 @ WALLS TYP.
3	HEADER SEE STRUCTURAL.
4	1" X TRIM SEE TYP. DOOR ELEVATIONS THIS SHEET.
5	5/8" BRECKINRIDGE SIDING.
6	1" X 6 CEDAR BATTS @ 24" O.C.
7	VAPOR BARRIER SEAL TO FLANGES AND FLASHINGS WITH PEEL AND STICK MEMBRANE.
8	1" X TRIM.
9	SEALANT.
10	1" STUCCO ON LATH OVER VAPOR BARRIER.
11	SHEATHING SEE STRUCTURAL.
12	STUCCO SILL.
13	1" X 4.
14	1" X 6.
15	NO TRIM.
16	3/4" X 5 1/2" TRIM.
17	WOOD FLOORING.
18	EXPANSION JOINT.
19	SEALANT AND B.U.R. HOLD DOWN 1/2".
20	RIGID INSULATION (CLOSED CELL) SPACER.
21	WATERPROOFING.



**WINDOW TYPES**

**NOTES**

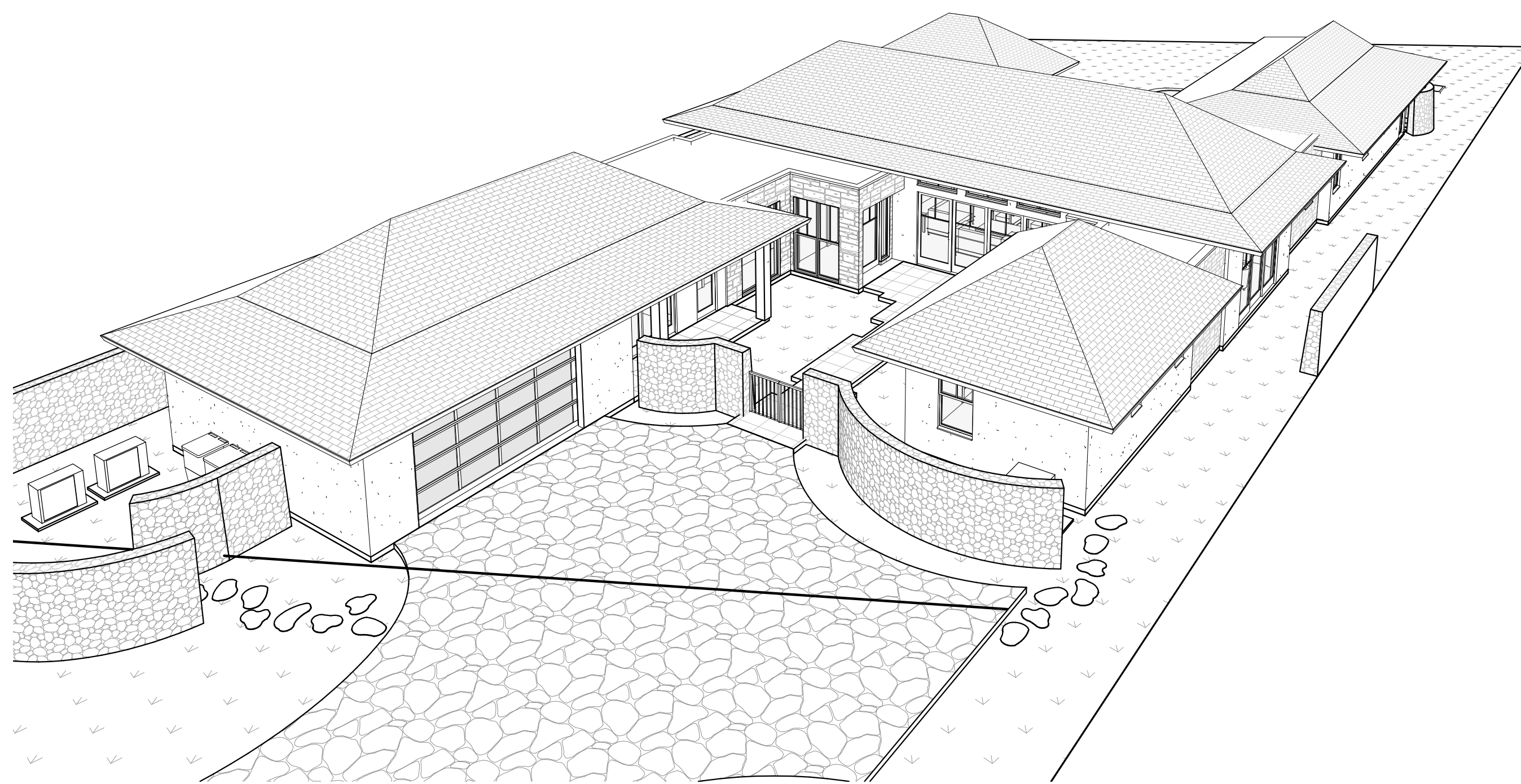
- ALL WINDOWS: DOUBLE GLAZED CLEAR AND SUNCOAT LOW E.
- ALL WINDOW FRAMES: MILGARD THERMAL BREAK ALUMINUM 920.
- INTERIOR TRIM: 3/4" X 3 1/2" MIXED GRAIN SPANISH CEDAR W/ PPG PAINTS FOR INTERIOR CLEAR LACQUER BASED, SATIN FINISH, 2 COATS. OR STEAMED BEECH W/ PPG PAINTS SATIN STAIN TO MATCH SIKKENS STAIN-009 DARK OAK, 1 COAT OF CETOL 1" AND 1 COAT OF CETOL 2/3 PLUS.
- EXTERIOR TRIM: 1" X 4 TIGHT KNOT W.R. CEDAR W/ SIKKENS STAIN-009 DARK OAK, 1 COAT OF CETOL 1" AND 1 COAT OF CETOL 2/3 PLUS.
- TILE HEAD, JAMB AND SILL.
- GLAZING = U OF 4, NO U VALUE REQUIRED AT GARAGE.
- LAMINATED OR TEMPERED GLASS AS REQUIRED.
- OBSCURE GLASS



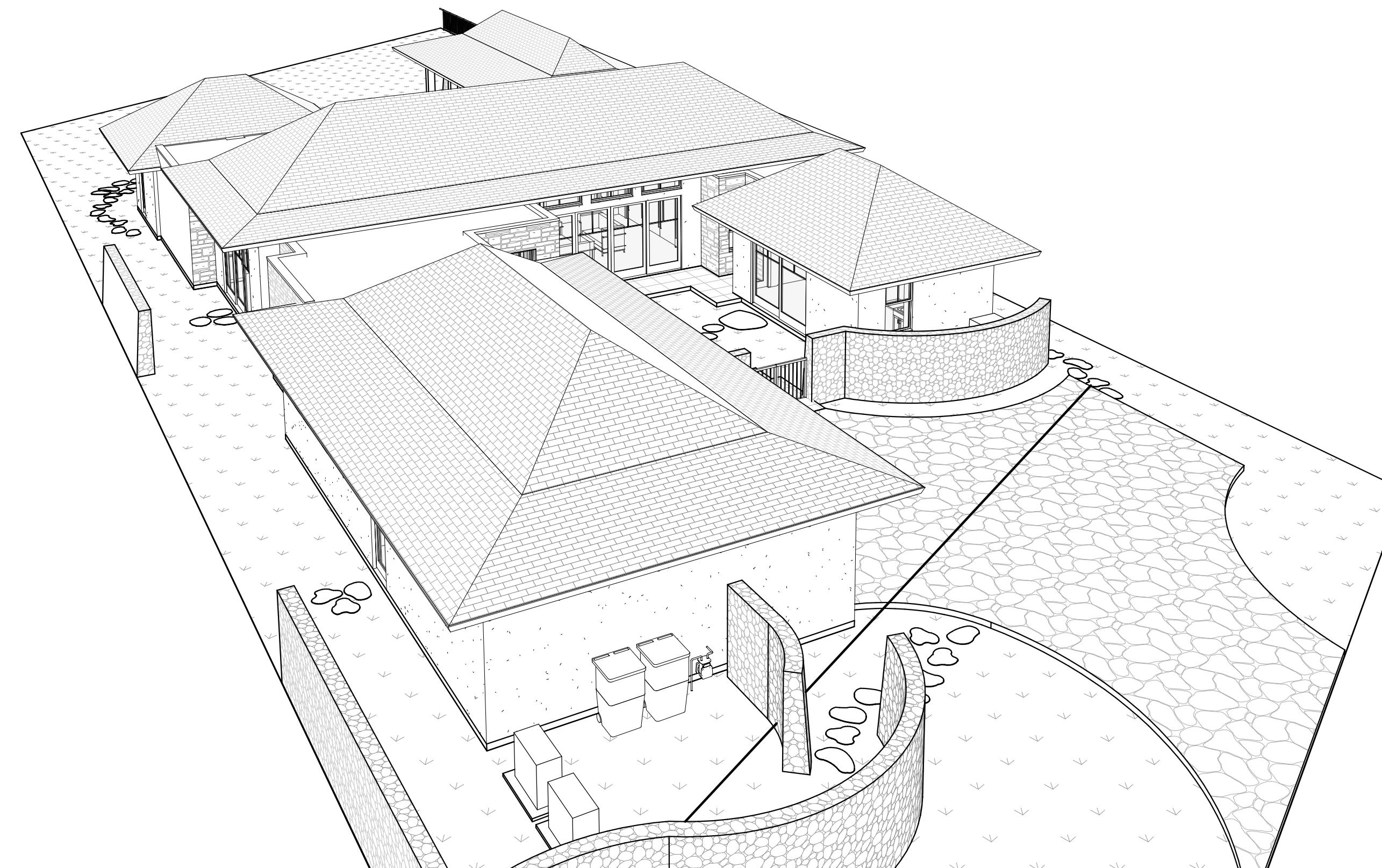
1 3D View 5  
A8.0 SCALE:



2 3D View 7  
A8.0 SCALE:



3 3D View 3  
A8.0 SCALE:



4 3D View 4  
A8.0 SCALE:



THIS WORK WAS PREPARED BY ME OR UNDER MY SUPERVISION. CONSTRUCTION OF THIS PROJECT WILL BE UNDER MY OBSERVATION.

SIGNATURE  
EXPIRATION 4/30/22

GENERAL CONTRACTOR:

REVISIONS NO.	DESCRIPTION	DATE
1	FINAL DR SET	03/08/22

**SINGLE FAMILY RESIDENCE  
LOT 14 NOHEA, PHASE 1**  
**TMK: 3-6-8-043:014**  
 NOHEA AT MAUNA LANI, LLC  
 16130 VENTURA BLVD, STE 510  
 ENCINO, CA 91436 2538  
 PH: (805) 494-7704, FAX: (805) 494-1226

CRAIG MONAGHAN, ARCHITECT  
 4522 LOWER DR. LAKE OSWEGO, OR 97035  
 PH: 503-522-9000  
 monaghan.craig@gmail.com

DATE 03/08/22

SCALE

SHEET

3D VIEWS

SHEET

A8.0